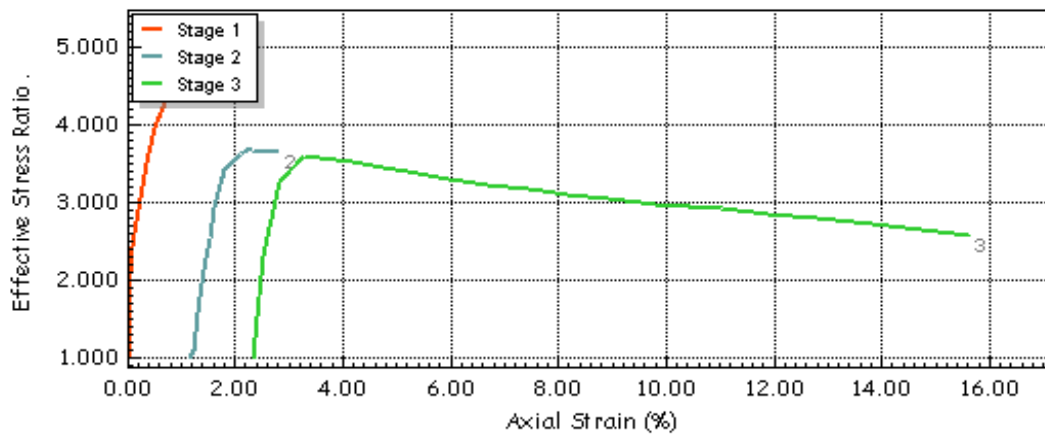
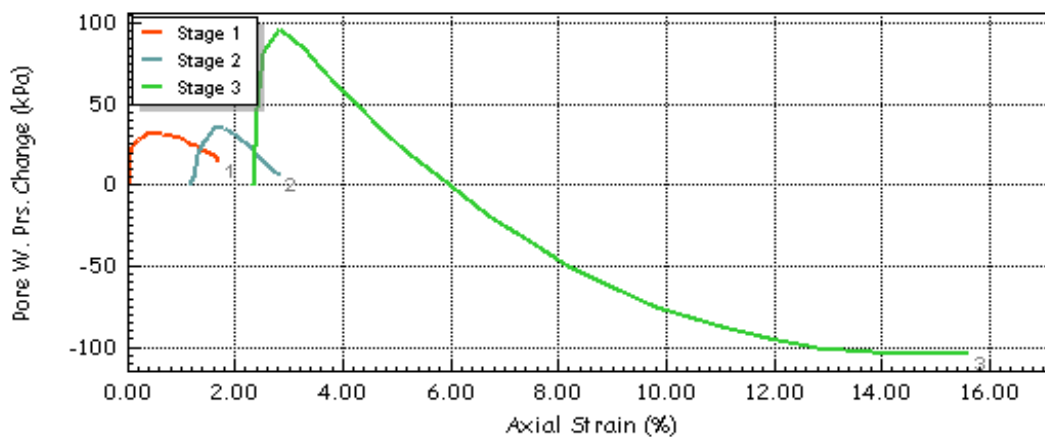
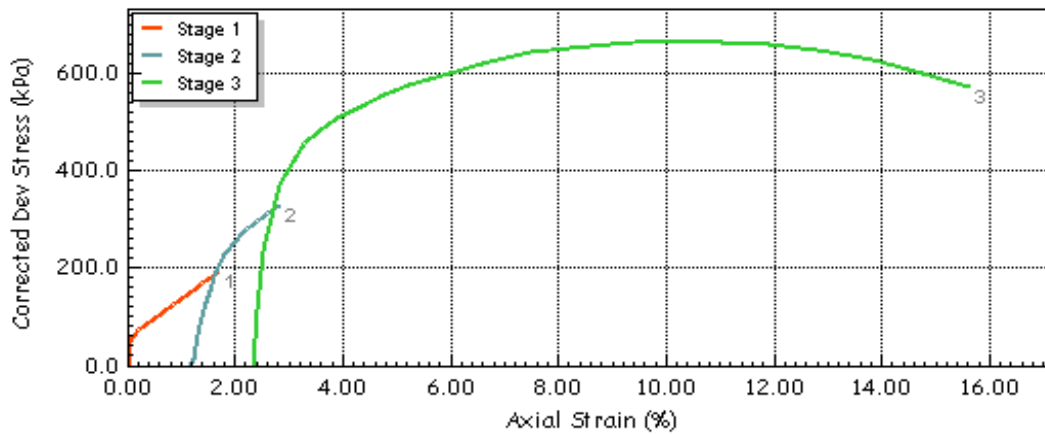


Effective Stress Triaxial Compression

Consolidated Undrained

Shear Stage Plots



Test Method	BS1377-8 : 1990 : Clause 7	Test Name	MP1016 3.20-3.65m UT100
		Test Date	03/12/2019
Jobfile	Land East of Hemel Hampstead GI	Borehole	MP1016
Client	CC Ground Investigations Ltd	Sample	3.20-3.65m UT100
		Depth	3.20-3.65m UT100

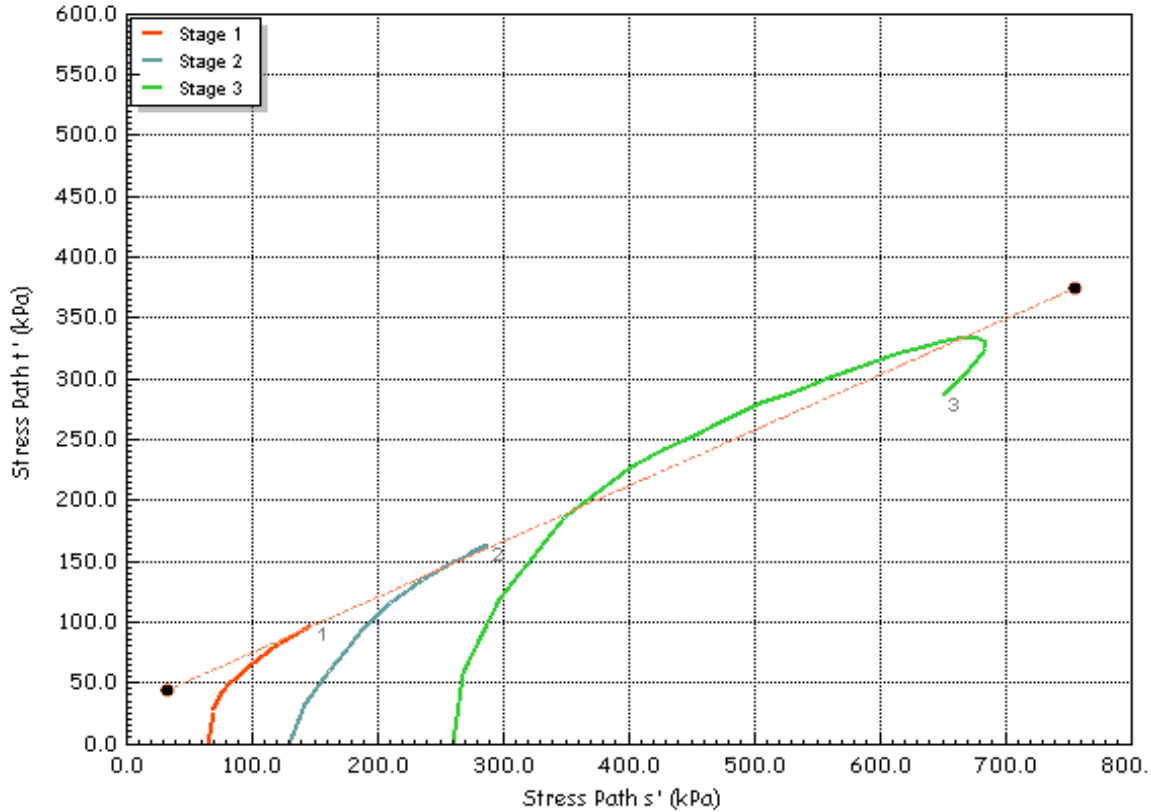
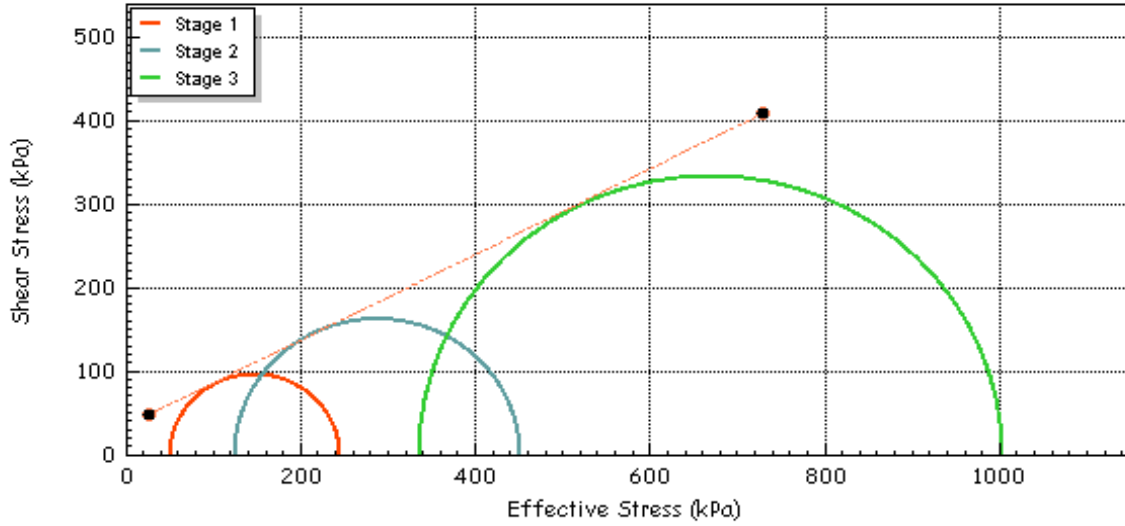



Effective Stress Triaxial Compression

Consolidated Undrained

Shear Stage Plots

Effective	c'	(kPa)	33.75	Effective Cohesion c'	(kPa)	33.75
Effective Friction	ϕ'	(deg)	27.2	Effective Friction ϕ'	(deg)	27.2




	Test Method	BS1377-8 : 1990 : Clause 7	Test Name	MP1016 3.20-3.65m UT100
	Jobfile	Land East of Hemel Hempstead GI	Test Date	03/12/2019
Client	CC Ground Investigations Ltd	Borehole	MP1016	
		Sample	3.20-3.65m UT100	
		Depth	3.20-3.65m UT100	

Effective Stress Triaxial Compression

Consolidated Undrained

Summary Report

<p>Sample Details</p>  <p style="font-size: small; text-align: center;"><i>sketch showing specimen location in original sample</i></p>	<p>Depth 3.00-3.45m UT100</p> <p>Description See summary of soil descriptions</p> <p>Type Undisturbed, Vertical orientation.</p>	
	<p>Initial Sample Length L₀ (mm) 194.8</p> <p>Initial Sample Diameter D₀ (mm) 102.2</p> <p>Initial Sample Weight W₀ (gr) 3007.6</p> <p>Initial Bulk Density ρ₀ (Mg/m³) 1.88</p> <p>Particle Density ρ_s (Mg/m³) 2.65</p>	


Initial Conditions		Stage 1	2	3
Initial Cell Pressure	σ _{3i} (kPa)	765	830	960
Initial Back Pressure	U _{bi} (kPa)	700	700	700
Membrane Thickness	m _b (mm)	0.600		
Displacement Input	L _{IP} (mm)	CH 2		
Load Input	N _{IP} (N)	CH 1		
Pore Water Pressure Input	U _{pwp} (kPa)	CH 3		
Sample Volume	V (cc)	CH 2		
Initial Moisture	ω _i (%)	36		
Initial Dry Density	ρ _{di} (Mg/m ³)	1.38		
Initial Voids Ratio	e _i	0.918		
Initial Degree of Saturation	S _i (%)	100		
B Value	B	0.96		

Final Conditions		Stage 1	2	3
Final Moisture	ω _f (%)	37		
Final Dry Density	ρ _{df} (Mg/m ³)	1.44		
Final Voids Ratio	e _f	0.845		
Final Degree of Saturation	S _f (%)	100.0		
Failure Criteria	.	Max. Dev. Stress	Max. Dev. Stress	Max. Dev. Stress
Strain At Failure	ε _f (%)	1.94	2.80	4.63
Stress At Failure	(σ ₁ - σ ₃) (kPa)	84.4	119.6	190.8
Minor Stress At Failure	σ ₃ ' (kPa)	38.0	66.0	127.0
Major Stress At Failure	σ ₁ ' (kPa)	122.4	185.6	317.8
Principal Stress At Failure	σ ₁ ' / σ ₃ '	3.222	2.812	2.503

Notes



Plastic

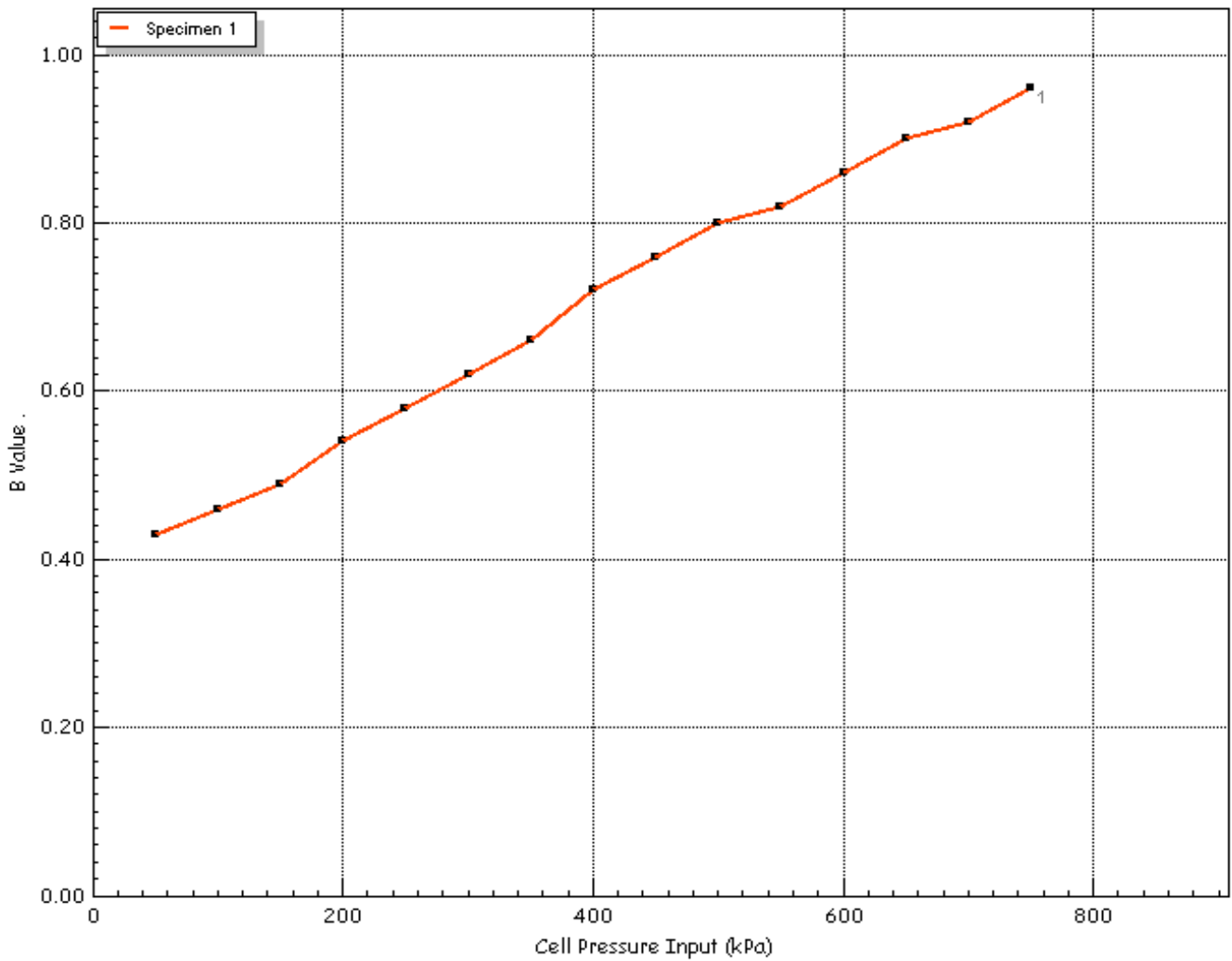
	Test Method	BS1377-8 : 1990 : Clause 7	Test Name	MP1018 3.00-3.45m UT100
			Test Date	03/12/2019
	Jobfile	Land East of Hemel Hempstead GI	Borehole	MP1018
	Client	CC Ground Investigations Ltd	Sample	3.00-3.45m UT100
			Depth	3.00-3.45m UT100


Effective Stress Triaxial Compression

Consolidated Undrained

Saturation Plots

Saturation Method			Stepped
Cell Pressure Input	σ	(kPa)	750
Pore Water Pressure Input	u_{pwp}	(kPa)	732
B Value	B	.	0.96



	Test Method	BS1377-8 : 1990 : Clause 7	Test Name	MP1018 3.00-3.45m UT100
			Test Date	03/12/2019
	Jobfile	Land East of Hemel Hempstead GI	Borehole	MP1018
	Client	CC Ground Investigations Ltd	Sample	3.00-3.45m UT100
			Depth	3.00-3.45m UT100

Effective Stress Triaxial Compression

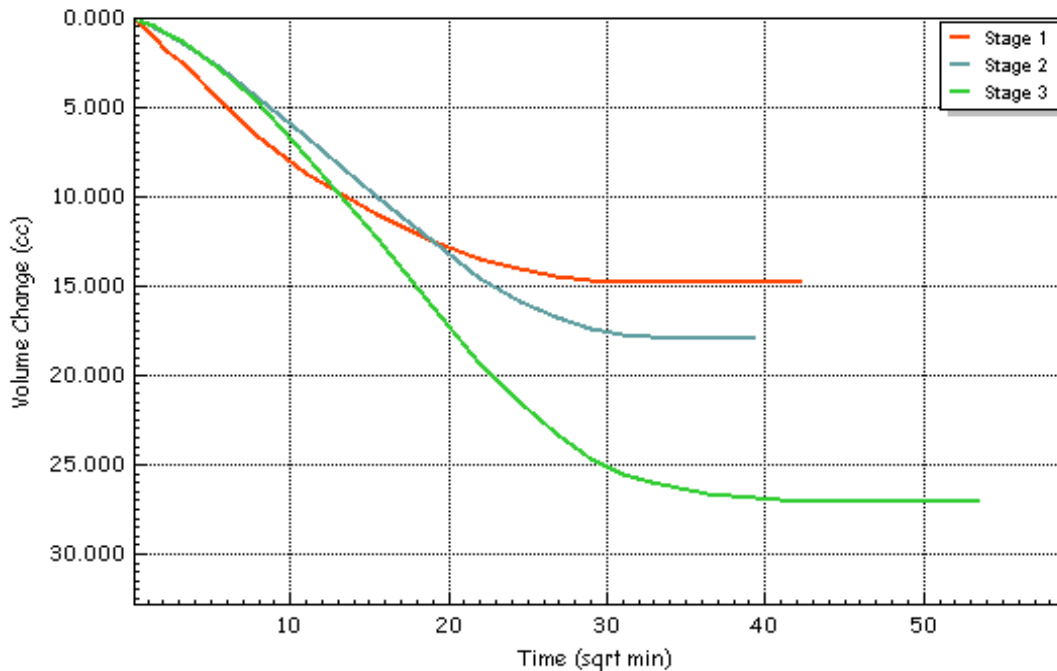
Consolidated Undrained


Consolidation Plots

Initial Conditions			Stage 1	2	3
Initial Cell Pressure	σ_3	(kPa)	765	830	960
Initial Back Pressure	u_{bi}	(kPa)	700	700	700
Pore Water Pressure Input	u_{pwp}	(kPa)	736	773	842
Drainage Method			Radial+One End		

Final Conditions			Stage 1	2	3
PWP Dissipation %	U%	(%)	97.18	95.87	95.76
Volumetric Strain	ϵ_v	(%)	0.93	2.05	3.75
Corrected Length	L_c	(mm)	194.2	189.1	185.0
Corrected Area	A_c	(cm ²)	81.53	81.99	81.43
Corrected Volume	V_c	(cc)	1583.189	1565.190	1538.109
T100 Time to Failure	t_{100}	(min)	289.41	289.41	289.41
Consolidation	c_v	(m ² /year)	0.805	0.805	0.805
Compressibility	m_v	(m ² /MN)	0.269	0.295	0.276
Test Time	t_F	(h:m:s)	08:40:56	08:40:56	08:40:56
Estimated Strain to Failure	ϵ	(%)	5.0	5.0	5.0
Shear Machine Speed	d_r	(mm/min)	0.01864	0.01815	0.01775

Notes



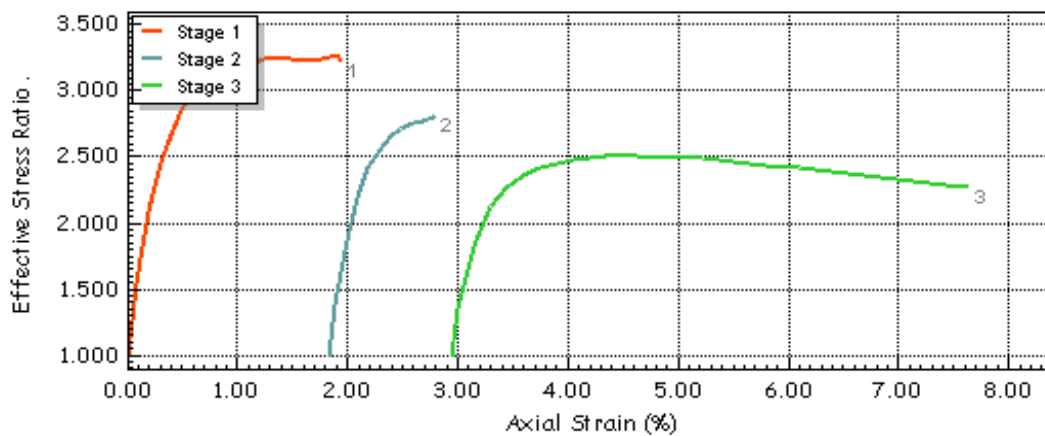
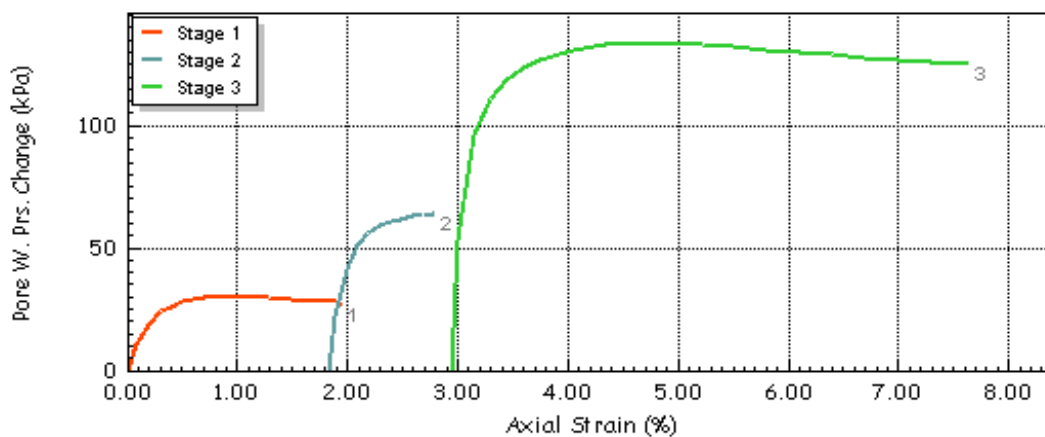
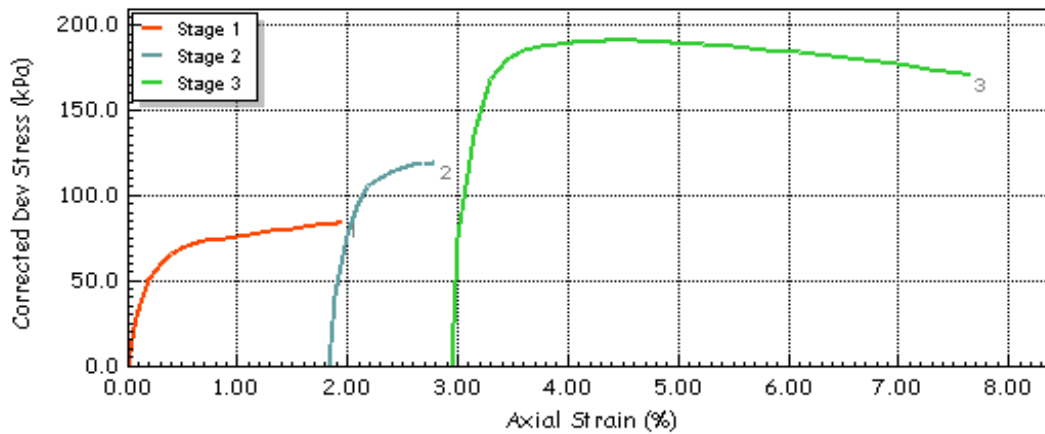
	Test Method	BS1377-8 : 1990 : Clause 7	Test Name	MP1018 3.00-3.45m UT100
			Test Date	03/12/2019
Jobfile	Land East of Hemel Hempstead GI	Borehole	MP1018	
Client	CC Ground Investigations Ltd	Sample	3.00-3.45m UT100	
		Depth	3.00-3.45m UT100	




Effective Stress Triaxial Compression

Consolidated Undrained

Shear Stage Plots



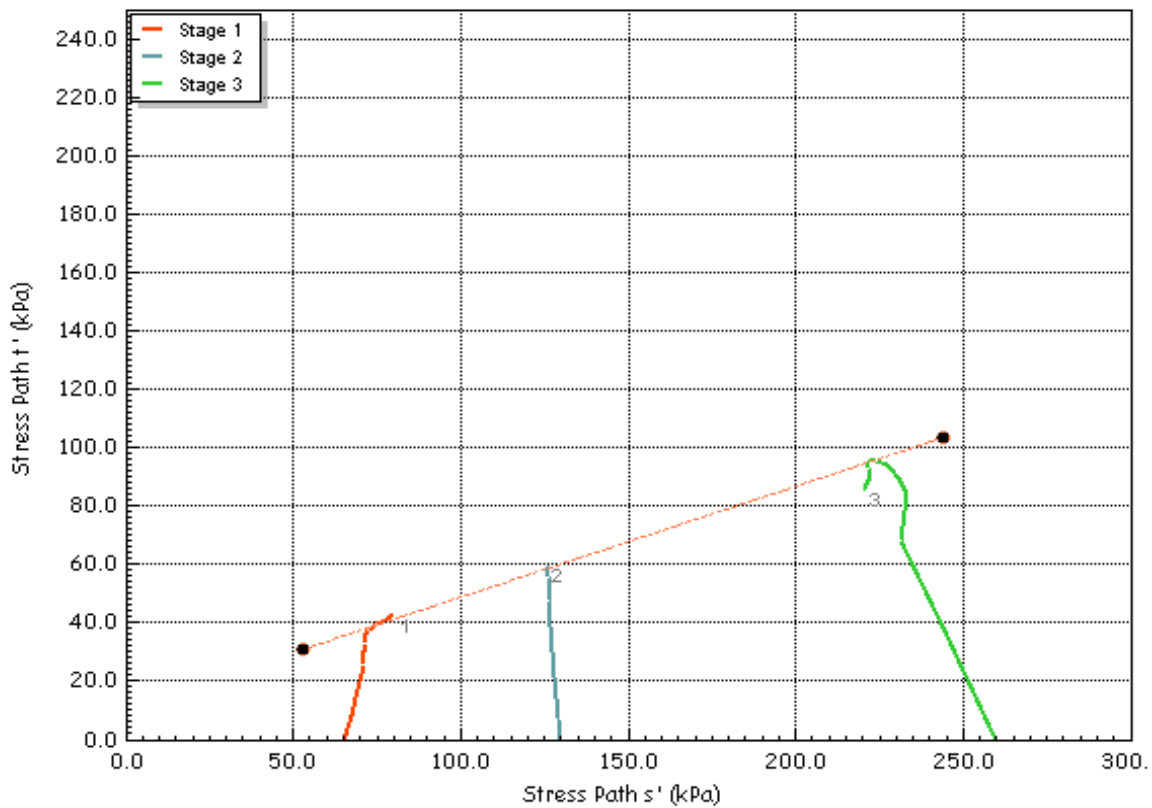
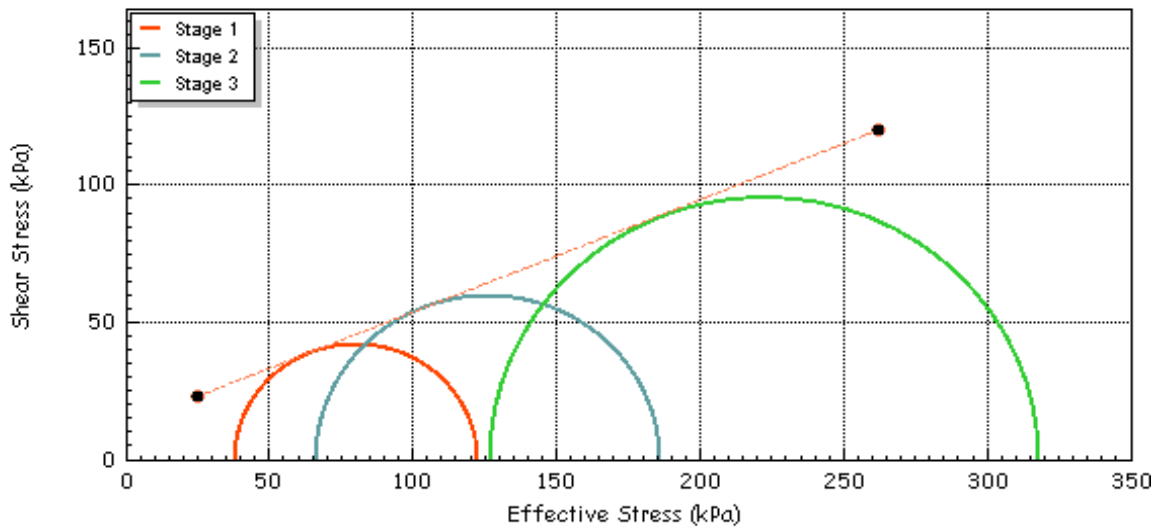
	Test Method	BS1377-8 : 1990 : Clause 7	Test Name	MP1018 3.00-3.45m UT100
			Test Date	03/12/2019
	Jobfile	Land East of Hemel Hempstead GI	Borehole	MP1018
	Client	CC Ground Investigations Ltd	Sample	3.00-3.45m UT100
			Depth	3.00-3.45m UT100

Effective Stress Triaxial Compression

Consolidated Undrained

Shear Stage Plots

Effective	c'	(kPa)	12.41	Effective Cohesion c'	(kPa)	12.41
Effective Friction	ϕ'	(deg)	22.3	Effective Friction ϕ'	(deg)	22.3




Test Method	BS1377-8 : 1990 : Clause 7	Test Name	MP1018 3.00-3.45m UT100
		Test Date	03/12/2019
Jobfile	Land East of Hemel Hempstead GI	Borehole	MP1018
Client	CC Ground Investigations Ltd	Sample	3.00-3.45m UT100
		Depth	3.00-3.45m UT100



Effective Stress Triaxial Compression

Consolidated Undrained

Summary Report

<p>Sample Details</p>  <p style="font-size: small; text-align: center;"><i>sketch showing specimen location in original sample</i></p>	<p>Depth 1.20-1.65m UT100</p> <p>Description See summary of soil descriptions</p> <p>Type Undisturbed, Vertical orientation.</p>	<p>Initial Sample Length L₀ (mm) 200.8</p> <p>Initial Sample Diameter D₀ (mm) 101.6</p> <p>Initial Sample Weight W₀ (gr) 3228.0</p> <p>Initial Bulk Density ρ₀ (Mg/m³) 1.98</p> <p>Particle Density ρ_s (Mg/m³) 2.65</p>
---	--	--


Initial Conditions		Stage 1	2	3
Initial Cell Pressure	σ _{3i} (kPa)	925	950	1000
Initial Back Pressure	U _{bi} (kPa)	900	900	900
Membrane Thickness	m _b (mm)	0.600		
Displacement Input	L _{IP} (mm)	CH 2		
Load Input	N _{IP} (N)	CH 4		
Pore Water Pressure Input	U _{pwp} (kPa)	CH 3		
Sample Volume	V (cc)	CH 2		
Initial Moisture	ω _i (%)	22		
Initial Dry Density	ρ _{di} (Mg/m ³)	1.62		
Initial Voids Ratio	e _i	0.633		
Initial Degree of Saturation	S _i (%)	93		
B Value	B	0.99		

Final Conditions		Stage 1	2	3
Final Moisture	ω _f (%)	26		
Final Dry Density	ρ _{df} (Mg/m ³)	1.65		
Final Voids Ratio	e _f	0.605		
Final Degree of Saturation	S _f (%)	100.0		
Failure Criteria	.	Max. Dev. Stress	Max. Dev. Stress	Max. Dev. Stress
Strain At Failure	ε _f (%)	2.69	5.10	5.71
Stress At Failure	(σ ₁ - σ ₃) (kPa)	31.8	46.8	64.2
Minor Stress At Failure	σ ₃ ' (kPa)	22.0	37.0	56.0
Major Stress At Failure	σ ₁ ' (kPa)	53.8	83.8	120.2
Principal Stress At Failure	σ ₁ ' / σ ₃ '	2.445	2.266	2.147

Notes



Brittle

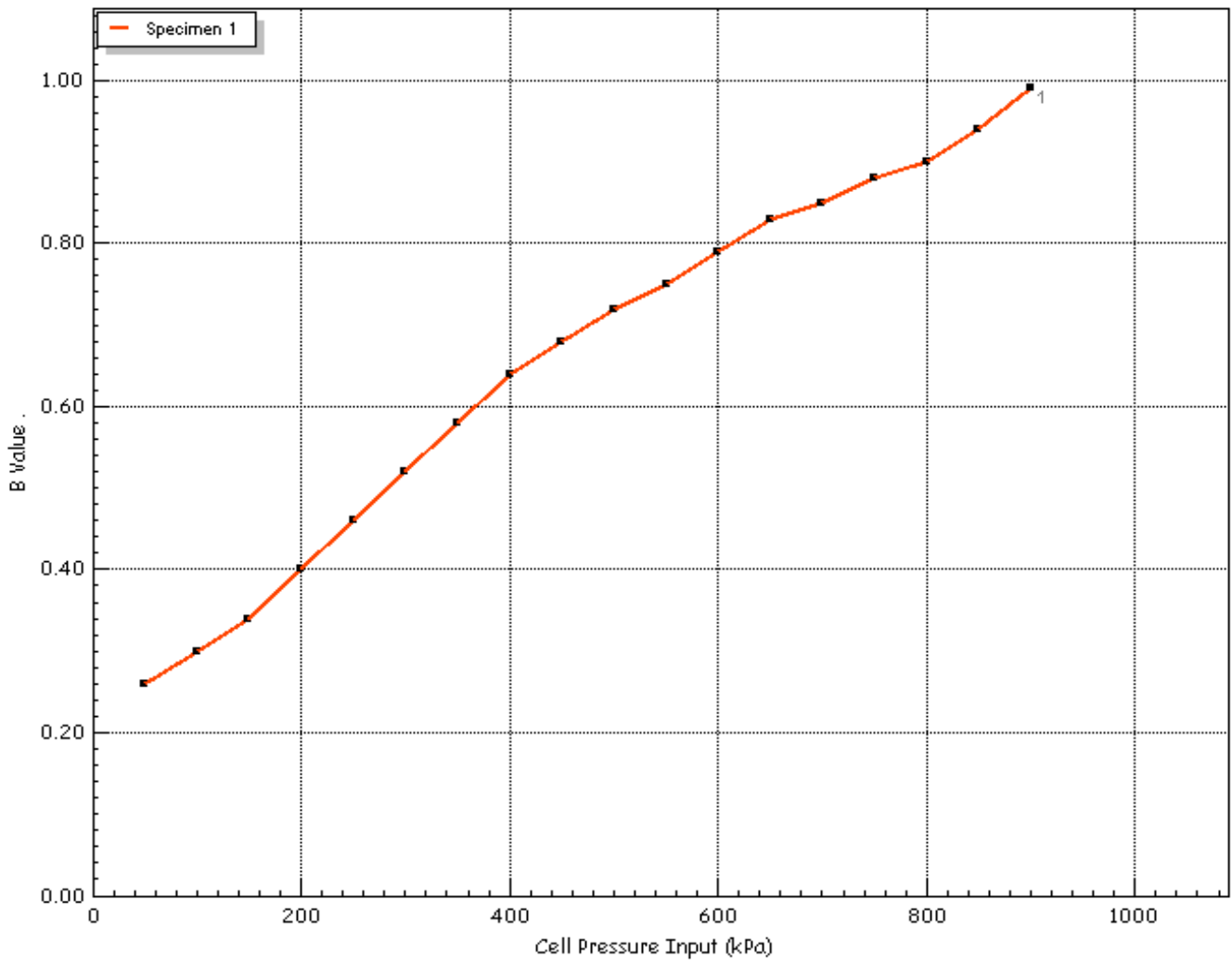
	Test Method	BS1377-8 : 1990 : Clause 7	Test Name	MP1037 1.20-1.65m UT100
			Test Date	03/12/2019
	Jobfile	Land East of Hemel Hempstead GI	Borehole	MP1037
	Client	CC Ground Investigations Ltd	Sample	1.20-1.65m UT100
			Depth	1.20-1.65m UT100

Effective Stress Triaxial Compression

Consolidated Undrained

Saturation Plots

Saturation Method			Stepped
Cell Pressure Input	σ	(kPa)	900
Pore Water Pressure Input	u_{pwp}	(kPa)	884
B Value	B	.	0.99



Test Method	BS1377-8 : 1990 : Clause 7	Test Name	MP1037 1.20-1.65m UT100
		Test Date	03/12/2019
Jobfile	Land East of Hemel Hempstead GI	Borehole	MP1037
Client	CC Ground Investigations Ltd	Sample	1.20-1.65m UT100
		Depth	1.20-1.65m UT100



Effective Stress Triaxial Compression

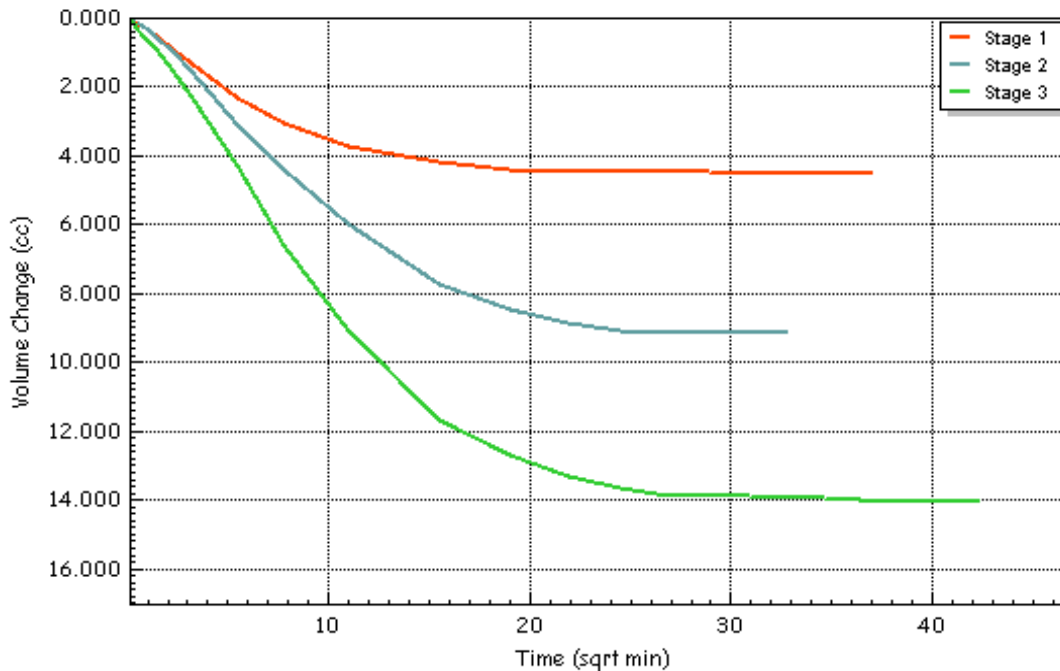
Consolidated Undrained


Consolidation Plots

Initial Conditions			Stage 1	2	3
Initial Cell Pressure	σ_3	(kPa)	925	950	1000
Initial Back Pressure	u_{bi}	(kPa)	900	900	900
Pore Water Pressure Input	u_{pwp}	(kPa)	922	921	953
Drainage Method			Radial+One End		

Final Conditions			Stage 1	2	3
PWP Dissipation %	$U\%$	(%)	95.45	95.22	96.24
Volumetric Strain	$\epsilon_v\%$	(%)	0.28	0.84	1.70
Corrected Length	L_c	(mm)	200.6	194.7	187.9
Corrected Area	A_c	(cm ²)	80.92	82.69	84.45
Corrected Volume	V_c	(cc)	1623.425	1614.292	1600.240
T100 Time to Failure	t_{100}	(min)	102.89	102.89	102.89
Consolidation	c_v	(m ² /year)	2.111	2.111	2.111
Compressibility	m_v	(m ² /MN)	0.132	0.422	0.332
Test Time	t_F	(h:m:s)	03:05:12	03:05:12	03:05:12
Estimated Strain to Failure	$\epsilon\%$	(%)	5.0	5.0	5.0
Shear Machine Speed	d_r	(mm/min)	0.05416	0.05256	0.05072

Notes

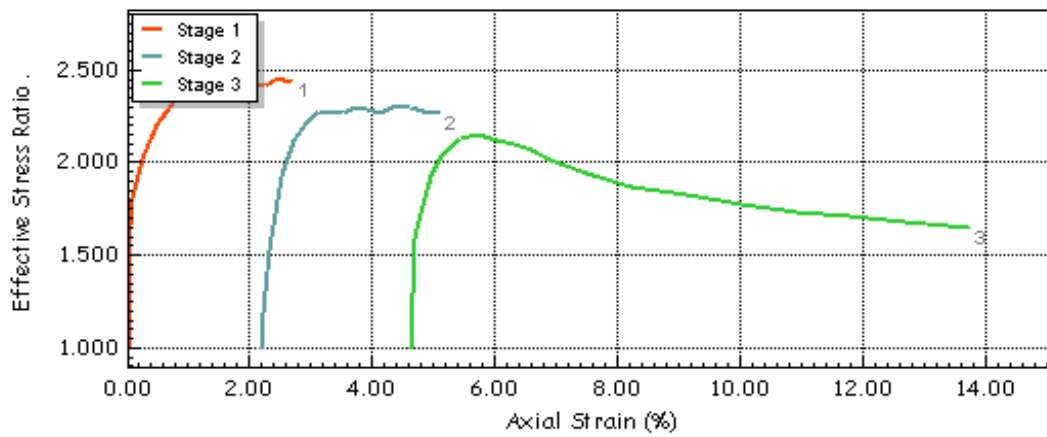
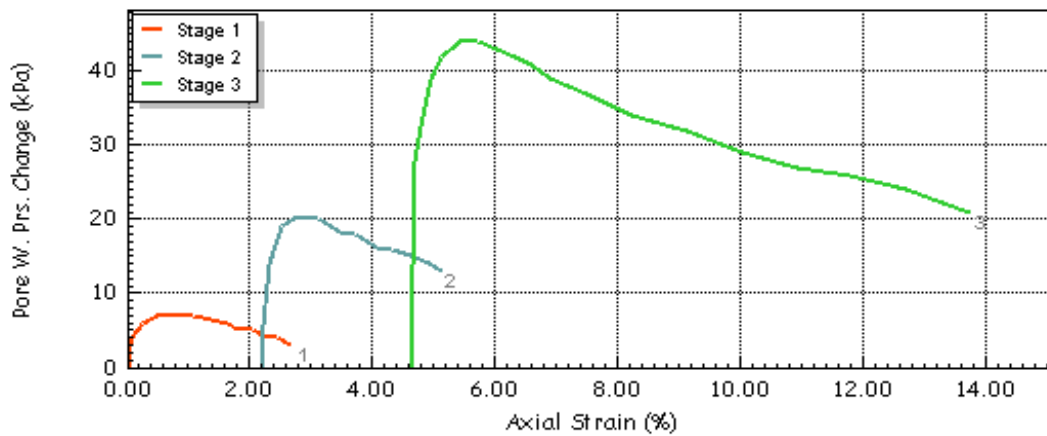
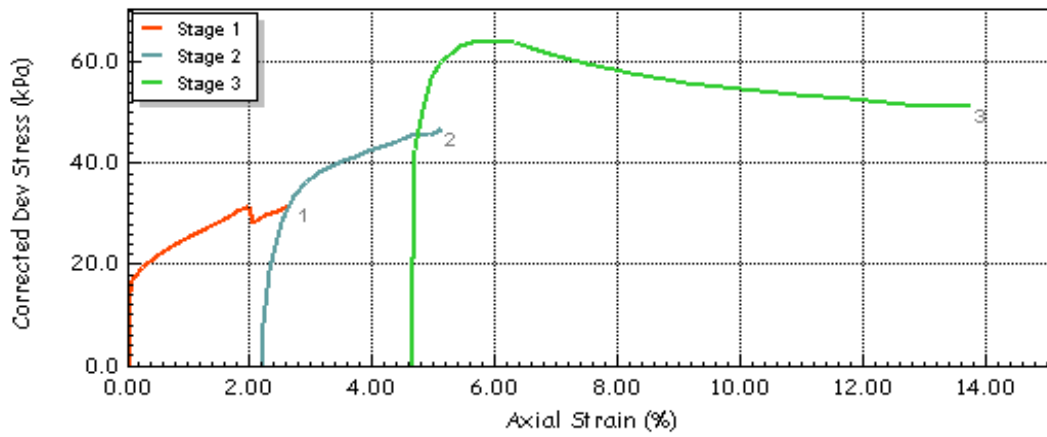


	Test Method	BS1377-8 : 1990 : Clause 7	Test Name	MP1037 1.20-1.65m UT100
			Test Date	03/12/2019
Jobfile	Land East of Hemel Hempstead GI	Borehole	MP1037	
Client	CC Ground Investigations Ltd	Sample	1.20-1.65m UT100	
		Depth	1.20-1.65m UT100	

Effective Stress Triaxial Compression

Consolidated Undrained

Shear Stage Plots



Test Method	BS1377-8 : 1990 : Clause 7	Test Name	MP1037 1.20-1.65m UT100
		Test Date	03/12/2019
Jobfile	Land East of Hemel Hempstead GI	Borehole	MP1037
Client	CC Ground Investigations Ltd	Sample	1.20-1.65m UT100
		Depth	1.20-1.65m UT100

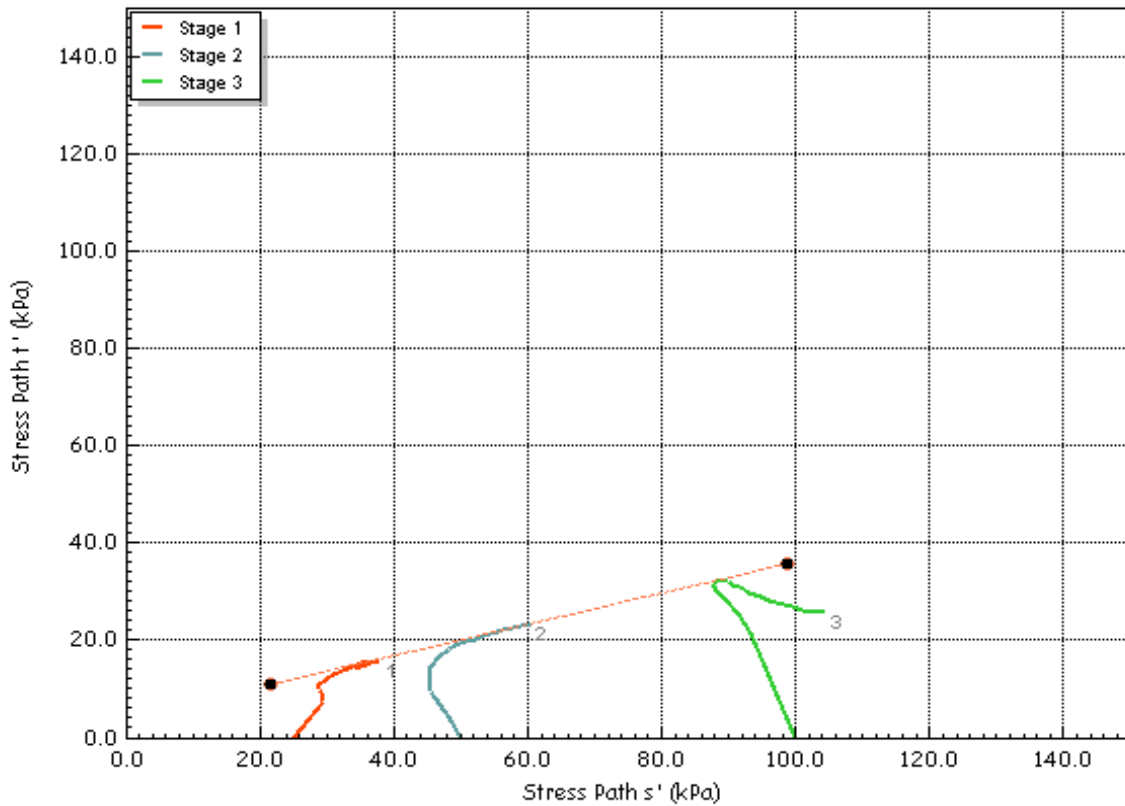
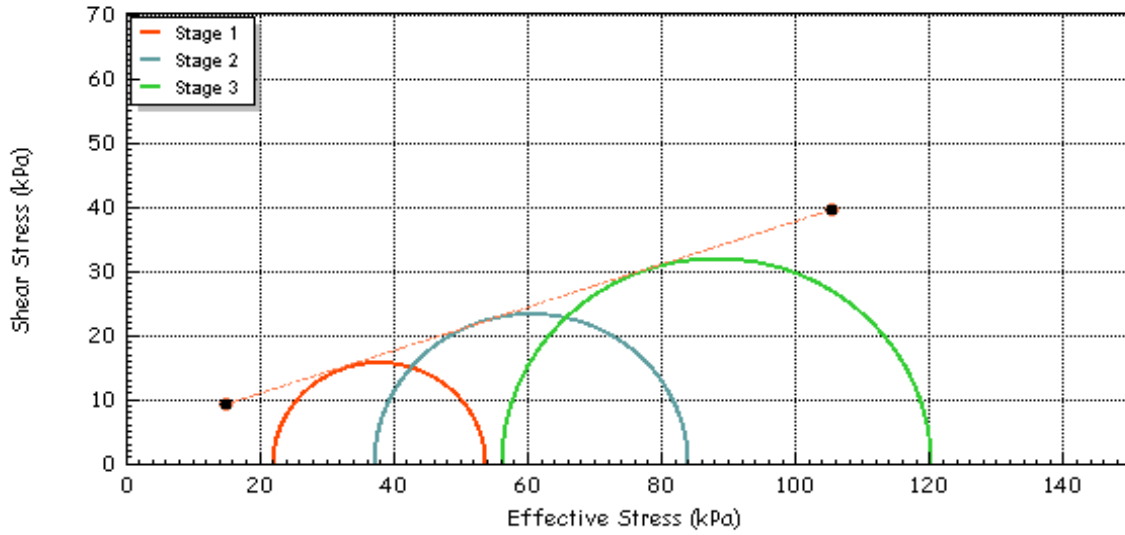



Effective Stress Triaxial Compression

Consolidated Undrained

Shear Stage Plots

Effective	c'	(kPa)	4.20	Effective Cohesion c'	(kPa)	4.20
Effective Friction	ϕ'	(deg)	18.7	Effective Friction ϕ'	(deg)	18.7




	Test Method	BS1377-8 : 1990 : Clause 7	Test Name	MP1037 1.20-1.65m UT100
	Jobfile	Land East of Hemel Hempstead GI	Test Date	03/12/2019
Client	CC Ground Investigations Ltd	Borehole	MP1037	
		Sample	1.20-1.65m UT100	
		Depth	1.20-1.65m UT100	

Effective Stress Triaxial Compression

Consolidated Undrained

Summary Report

<p>Sample Details</p>  <p style="font-size: small; text-align: center;"><i>sketch showing specimen location in original sample</i></p>	<p>Depth 4.20-4.65m UT100</p> <p>Description See summary of soil descriptions</p> <p>Type Undisturbed, Vertical orientation.</p>	<p>Initial Sample Length L₀ (mm) 199.8</p> <p>Initial Sample Diameter D₀ (mm) 103.1</p> <p>Initial Sample Weight W₀ (gr) 3031.2</p> <p>Initial Bulk Density ρ₀ (Mg/m³) 1.82</p> <p>Particle Density ρ_s (Mg/m³) 2.65</p>
---	--	--


Initial Conditions		Stage 1	2	3
Initial Cell Pressure	σ _{3i} (kPa)	735	820	990
Initial Back Pressure	U _{bi} (kPa)	650	650	650
Membrane Thickness	m _b (mm)	0.600		
Displacement Input	L _{IP} (mm)	CH 2		
Load Input	N _{IP} (N)	CH 1		
Pore Water Pressure Input	U _{pwp} (kPa)	CH 3		
Sample Volume	V (cc)	CH 2		
Initial Moisture	ω _i (%)	36		
Initial Dry Density	ρ _{di} (Mg/m ³)	1.34		
Initial Voids Ratio	e _i	0.983		
Initial Degree of Saturation	S _i (%)	97		
B Value	B	0.98		

Final Conditions		Stage 1	2	3
Final Moisture	ω _f (%)	36		
Final Dry Density	ρ _{df} (Mg/m ³)	1.37		
Final Voids Ratio	e _f	0.928		
Final Degree of Saturation	S _f (%)	100.0		
Failure Criteria	.	Max. Dev. Stress	Max. Dev. Stress	Max. Dev. Stress
Strain At Failure	ε _f (%)	1.25	2.27	3.91
Stress At Failure	(σ ₁ - σ ₃) (kPa)	82.3	130.6	208.3
Minor Stress At Failure	σ ₃ ' (kPa)	52.0	100.0	178.0
Major Stress At Failure	σ ₁ ' (kPa)	134.3	230.6	386.3
Principal Stress At Failure	σ ₁ ' / σ ₃ '	2.583	2.306	2.170

Notes



Brittle

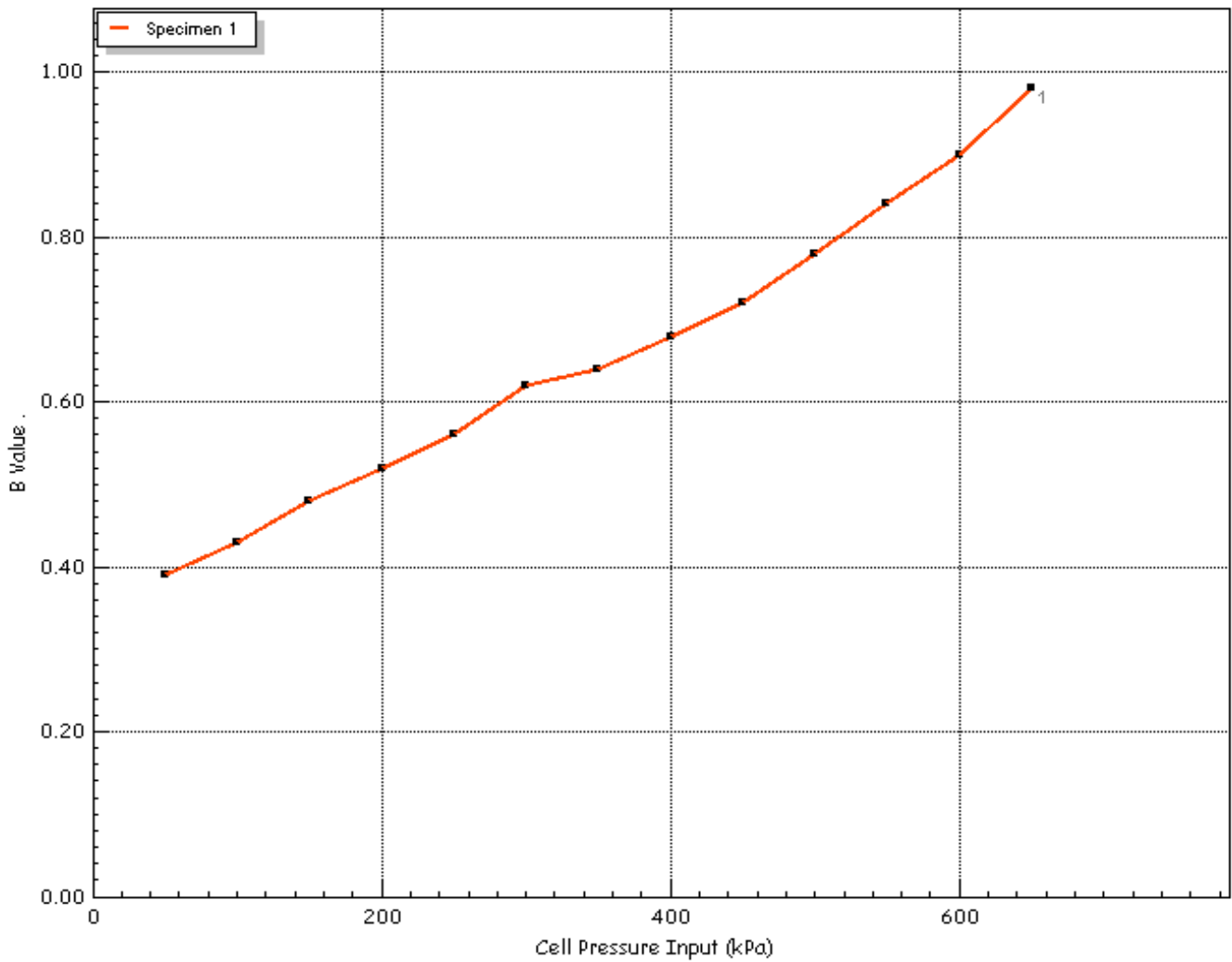
	Test Method	BS1377-8 : 1990 : Clause 7	Test Name	MP1038 4.20-4.65m UT100
			Test Date	03/12/2019
	Jobfile	Land East of Hemel Hempstead GI	Borehole	MP1038
	Client	CC Ground Investigations Ltd	Sample	4.20-4.65m UT100
			Depth	4.20-4.65m UT100


Effective Stress Triaxial Compression

Consolidated Undrained

Saturation Plots

Saturation Method			Stepped
Cell Pressure Input	σ	(kPa)	650
Pore Water Pressure Input	u_{pwp}	(kPa)	633
B Value	B	.	0.98



	Test Method	BS1377-8 : 1990 : Clause 7	Test Name	MP1038 4.20-4.65m UT100
			Test Date	03/12/2019
	Jobfile	Land East of Hemel Hempstead GI	Borehole	MP1038
	Client	CC Ground Investigations Ltd	Sample	4.20-4.65m UT100
			Depth	4.20-4.65m UT100

Effective Stress Triaxial Compression

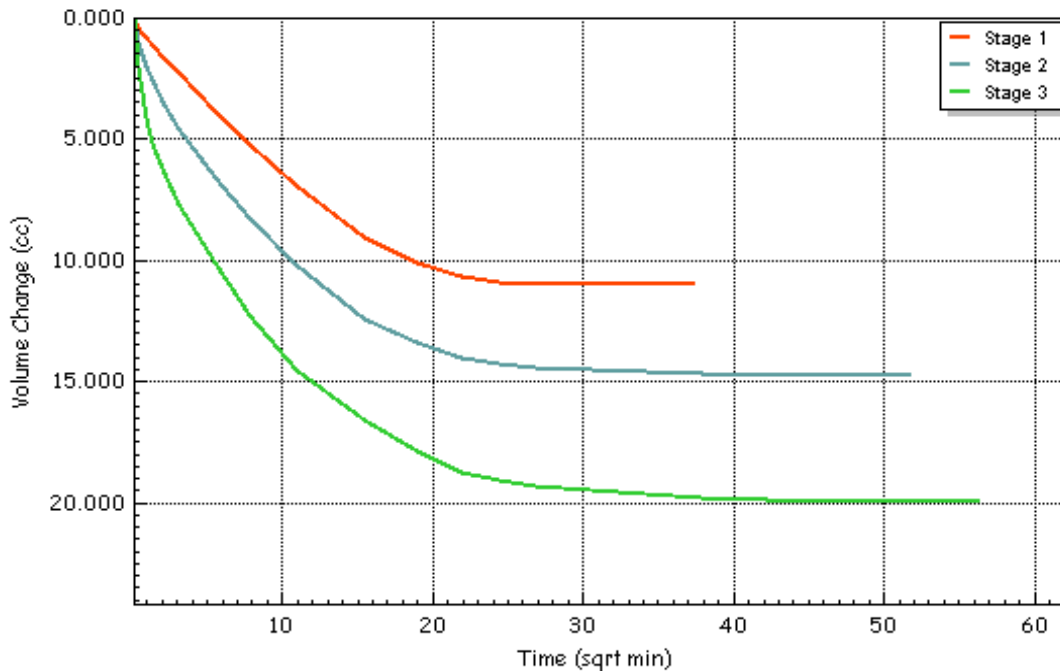
Consolidated Undrained


Consolidation Plots

Initial Conditions			Stage 1	2	3
Initial Cell Pressure	σ_3	(kPa)	735	820	990
Initial Back Pressure	u_{bi}	(kPa)	650	650	650
Pore Water Pressure Input	u_{pwp}	(kPa)	715	746	851
Drainage Method			Radial+One End		

Final Conditions			Stage 1	2	3
PWP Dissipation %	U%	(%)	96.90	95.82	97.51
Volumetric Strain	ϵ_v	(%)	0.66	1.54	2.74
Corrected Length	L_c	(mm)	199.4	195.0	190.0
Corrected Area	A_c	(cm ²)	83.12	83.67	84.05
Corrected Volume	V_c	(cc)	1656.990	1642.256	1622.297
T100 Time to Failure	t_{100}	(min)	252.11	252.11	252.11
Consolidation	c_v	(m ² /year)	0.916	0.916	0.916
Compressibility	m_v	(m ² /MN)	0.106	0.168	0.140
Test Time	t_F	(h:m:s)	07:33:47	07:33:47	07:33:47
Estimated Strain to Failure	ϵ	(%)	5.0	5.0	5.0
Shear Machine Speed	d_r	(mm/min)	0.02197	0.02148	0.02094

Notes

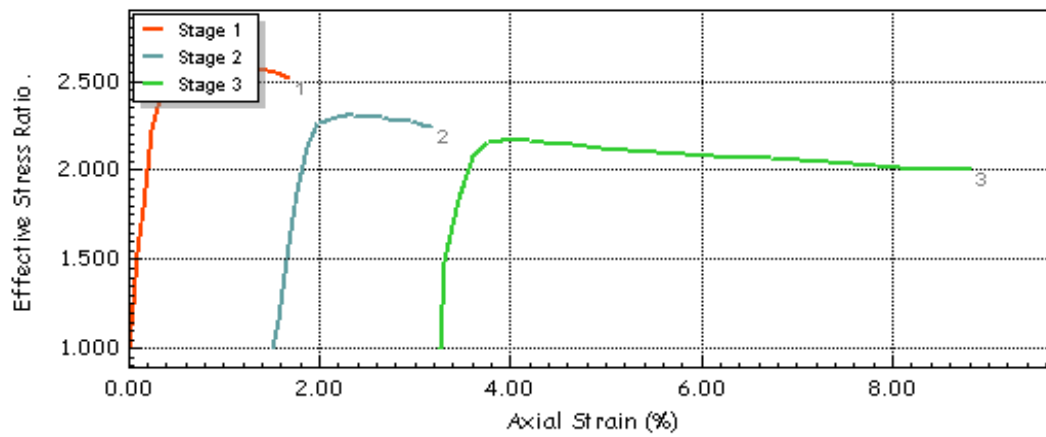
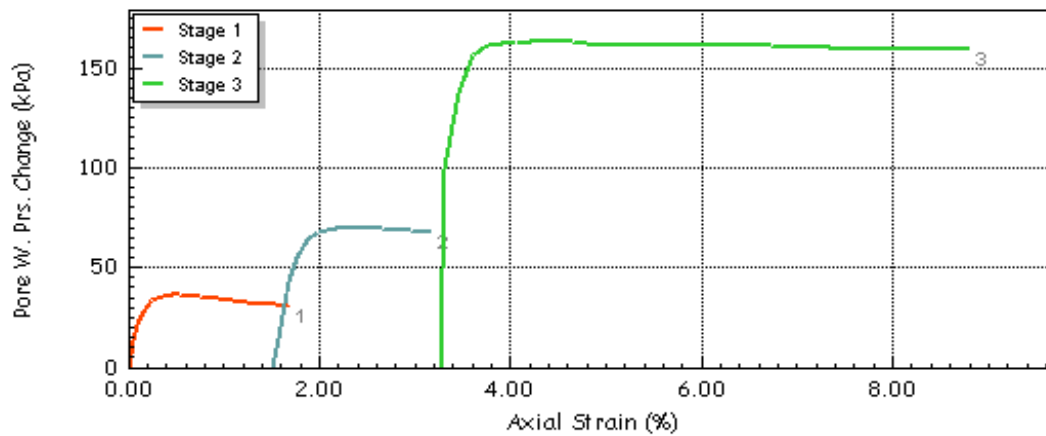
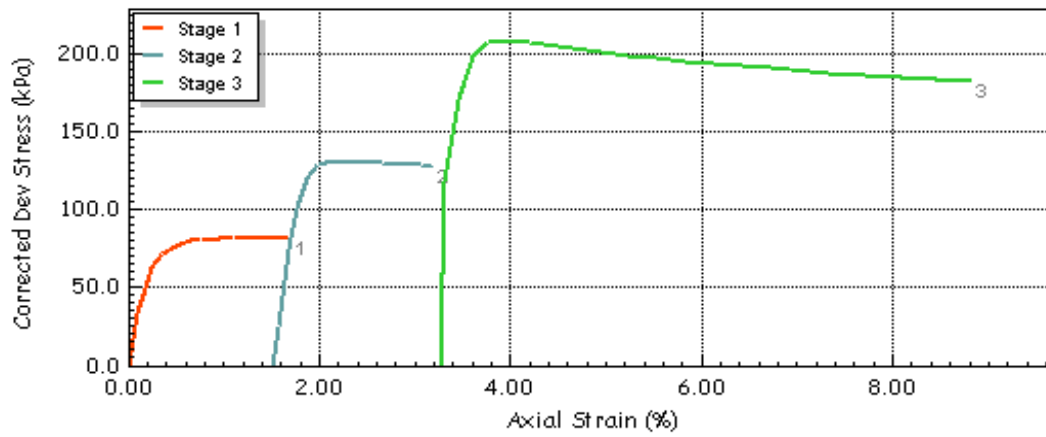


	Test Method	BS1377-8 : 1990 : Clause 7	Test Name	MP1038 4.20-4.65m UT100
			Test Date	03/12/2019
Jobfile	Land East of Hemel Hempstead GI	Borehole	MP1038	
Client	CC Ground Investigations Ltd	Sample	4.20-4.65m UT100	
		Depth	4.20-4.65m UT100	

Effective Stress Triaxial Compression

Consolidated Undrained

Shear Stage Plots



Test Method	BS1377-8 : 1990 : Clause 7	Test Name	MP1038 4.20-4.65m UT100
		Test Date	03/12/2019
Jobfile	Land East of Hemel Hempstead GI	Borehole	MP1038
Client	CC Ground Investigations Ltd	Sample	4.20-4.65m UT100
		Depth	4.20-4.65m UT100

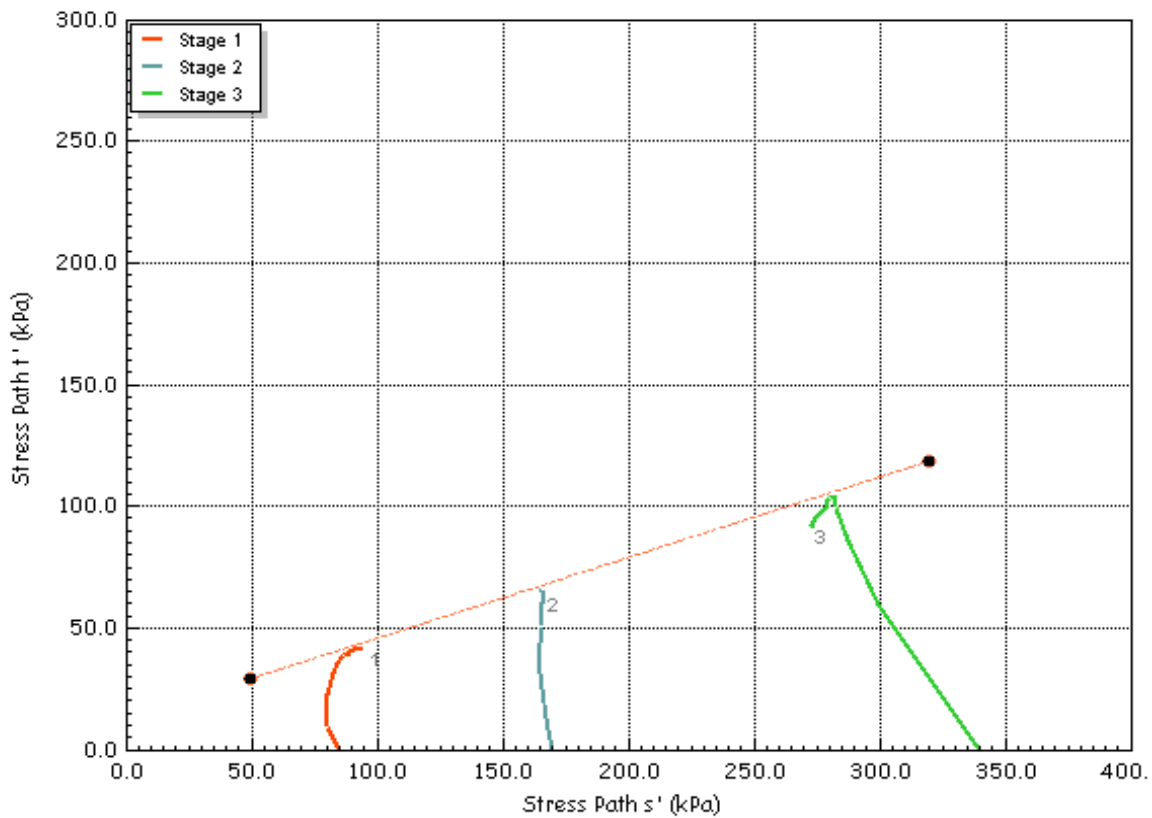
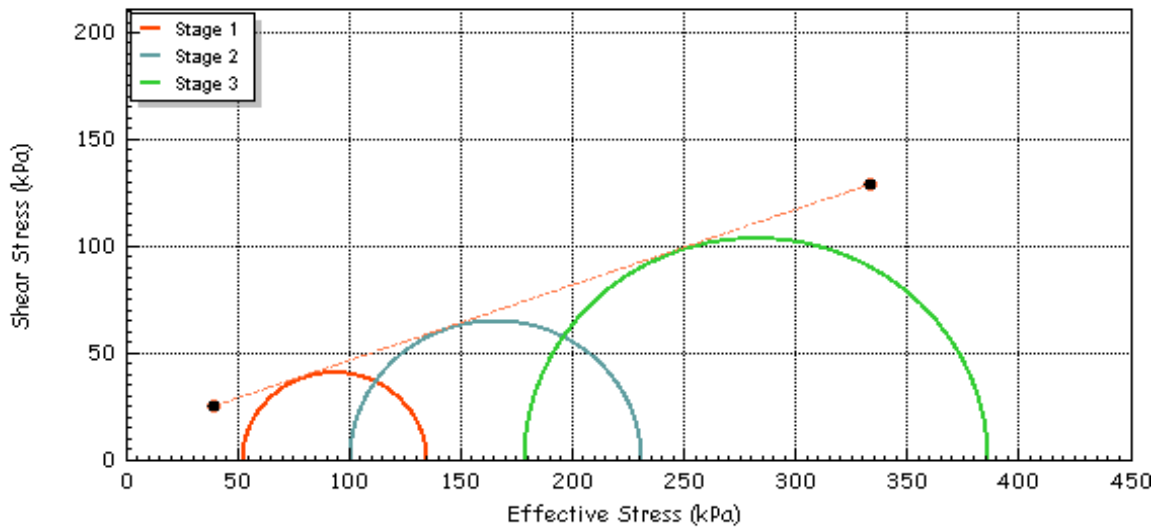



Effective Stress Triaxial Compression

Consolidated Undrained

Shear Stage Plots

Effective	c'	(kPa)	11.01	Effective Cohesion c'	(kPa)	11.01
Effective Friction	ϕ'	(deg)	19.4	Effective Friction ϕ'	(deg)	19.4



	Test Method	BS1377-8 : 1990 : Clause 7	Test Name	MP1038 4.20-4.65m UT100
	Jobfile	Land East of Hemel Hempstead GI	Test Date	03/12/2019
Client	CC Ground Investigations Ltd	Borehole	MP1038	
		Sample	4.20-4.65m UT100	
		Depth	4.20-4.65m UT100	

SUMMARY OF POINT LOAD TEST RESULTS

ISRM Suggested Methods : 2007

Borehole Number	Depth (m)	Sample Ref	Test Type	Orientation Par / Perp	Dimensions (mm)		Area (mm ²)	D _c ²	D _c (mm)	Failure Load (P)		I _s (MPa)	Corr Fac F	I _{s50} (MPa)	Failure Type	Remarks
					W	D				(Mpa)	(kN)					
					MP1001	15.00					A					
MP1003	19.60		A	Perp	85	65	5525	7034.65	83.87	-	0.68	0.10	1.262	0.12	Valid	
MP1006	13.00		A	Perp	85	37	3145	4004.34	63.28	-	0.43	0.11	1.112	0.12	Valid	
MP1006	18.15		I	Perp	60	35	2100	2673.80	51.71	-	0.16	0.06	1.015	0.06	Valid	
MP1008	19.10		I	Perp	64	63	4032	5133.70	71.65	-	0.14	0.03	1.176	0.03	Valid	
MP1008	19.70		A	Perp	85	26	2210	2813.86	53.05	-	0.19	0.07	1.027	0.07	Valid	
MP1009	11.38		A	Perp	85	27	2295	2922.08	54.06	-	0.22	0.08	1.036	0.08	Valid	
MP1011	19.75		I	Perp	46	21	966	1229.95	35.07	-	0.24	0.20	0.852	0.17	Valid	
MP1013	13.05		A	Perp	85	42	3570	4545.47	67.42	-	0.63	0.14	1.144	0.16	Valid	
MP1015	14.80		A	Perp	85	39	3315	4220.79	64.97	-	0.61	0.14	1.125	0.16	Valid	
MP1016	14.65		A	Perp	85	38	3230	4112.56	64.13	-	0.23	0.06	1.119	0.06	Valid	
MP1023	15.85		A	Perp	85	31	2635	3354.99	57.92	-	0.22	0.07	1.068	0.07	Valid	
MP1025	18.96		A	Perp	85	46	3910	4978.37	70.56	-	0.75	0.15	1.168	0.18	Valid	
MP1025	19.19		A	Perp	85	62	5270	6709.97	81.91	-	0.42	0.06	1.249	0.08	Valid	
MP1026	13.55		A	Perp	85	48	4080	5194.82	72.08	-	0.24	0.05	1.179	0.05	Valid	
MP1028	15.60		A	Perp	85	36	3060	3896.11	62.42	-	0.41	0.11	1.105	0.12	Valid	
MP1032	17.60		A	Perp	85	36	3060	3896.11	62.42	-	0.36	0.09	1.105	0.10	Valid	
MP1033	11.50		A	Perp	85	37	3145	4004.34	63.28	-	0.37	0.09	1.112	0.10	Valid	
MP1034	11.10		A	Perp	85	39	3315	4220.79	64.97	-	0.43	0.10	1.125	0.11	Valid	
MP1036	17.77		A	Perp	85	52	4420	5627.72	75.02	-	0.51	0.09	1.200	0.11	Valid	
MP1038	14.80		A	Perp	85	35	2975	3787.89	61.55	-	0.57	0.15	1.098	0.17	Valid	
MP1038	19.20		A	Perp	85	48	4080	5194.82	72.08	-	0.67	0.13	1.179	0.15	Valid	

*Note All testing carried out on samples at as received water content

Par = parallel, Perp = perpendicular, U = Random

A = Axial, D = Diametral, I = Irregular



Land East of Hemel Hempstead GI

Contract No:

PSL19/7112

Client Ref:

C6515

SUMMARY OF POINT LOAD TEST RESULTS

ISRM Suggested Methods : 2007

Borehole Number	Depth (m)	Sample Ref	Test Type	Orientation	Dimensions (mm)		D _e ²	D _e (mm)	Failure Load		I _s (MPa)	Corr Fac F	I _{s50} (MPa)	Failure Type	Remarks
					Par / Perp	L			D	(Mpa)					
MP1001	15.00		D	Par	-	85	7225	85.00	-	0.16	0.022	1.270	0.03	Valid	
MP1003	19.60		D	Par	-	85	7225	85.00	-	0.53	0.073	1.270	0.09	Valid	
MP1006	13.00		D	Par	-	85	7225	85.00	-	0.36	0.050	1.270	0.06	Valid	
MP1008	19.70		D	Par	-	85	7225	85.00	-	0.22	0.030	1.270	0.04	Valid	
MP1009	11.38		D	Par	-	85	7225	85.00	-	0.31	0.043	1.270	0.05	Valid	
MP1013	13.05		D	Par	-	85	7225	85.00	-	0.81	0.112	1.270	0.14	Valid	
MP1015	14.80		D	Par	-	85	7225	85.00	-	0.56	0.078	1.270	0.10	Valid	
MP1016	14.65		D	Par	-	85	7225	85.00	-	1.35	0.187	1.270	0.24	Valid	
MP1023	15.85		D	Par	-	85	7225	85.00	-	0.29	0.040	1.270	0.05	Valid	
MP1025	18.96		D	Par	-	85	7225	85.00	-	0.66	0.091	1.270	0.12	Valid	
MP1025	19.19		D	Par	-	85	7225	85.00	-	0.70	0.097	1.270	0.12	Valid	
MP1026	13.55		D	Par	-	85	7225	85.00	-	0.14	0.019	1.270	0.02	Valid	
MP1028	15.60		D	Par	-	85	7225	85.00	-	0.17	0.024	1.270	0.03	Valid	
MP1032	17.60		D	Par	-	85	7225	85.00	-	1.26	0.174	1.270	0.22	Valid	
MP1033	11.50		D	Par	-	85	7225	85.00	-	0.51	0.071	1.270	0.09	Valid	
MP1034	11.10		D	Par	-	85	7225	85.00	-	0.72	0.100	1.270	0.13	Valid	
MP1038	14.80		D	Par	-	85	7225	85.00	-	0.80	0.111	1.270	0.14	Valid	
MP1038	19.20		D	Par	-	85	7225	85.00	-	0.55	0.076	1.270	0.10	Valid	

*Note All testing carried out on samples at as received water content

Par = parallel, Perp = perpendicular, U = Random



Land East of Hemel Hempstead GI

Contract No:

PSL19/7112

Client Ref:

C6515

LABORATORY TEST CERTIFICATE

10 Queenslie Point
Queenslie Industrial Estate
120 Stepps Road
Glasgow
G33 3NQ

Certificate No : 19/1855 - 01
To : Anthony Watkins
Client : Professional Soils Laboratory
5/7 Hexthorpe Road
Hexthorpe
Doncaster
DN4 0AR

Tel: 0141 774 4032

email: info@mattest.org
Website: www.mattest.org

Dear Sirs,

LABORATORY TESTING OF ROCK

Introduction

We refer to samples taken from Land East of Hemel Hempstead and delivered to our laboratory on 11th December 2019.

Material & Source

Sample Reference : See Report Plates
Sampled By : Client
Sampling Certificate : Not Supplied
Location : See Report Plates
Description : Chalk Cores
Date Sampled : Not Supplied
Date Tested : 11th December 2019 Onwards
Source : PSL19/7112 - Land East of Hemel Hempstead

Test Results;

As Detailed On Page 2 to Page 10 inclusive

Comments;

Opinions and interpretations expressed herein are outside the scope of UKAS accreditation
This report should not be reproduced except in full without the written approval of the laboratory
All remaining samples for this project will be disposed of 28 days after issue of this test certificate

Remarks;

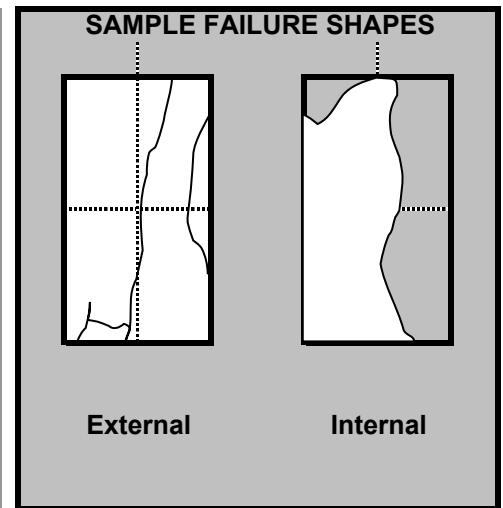
Approved for Issue

T McLelland (Director)

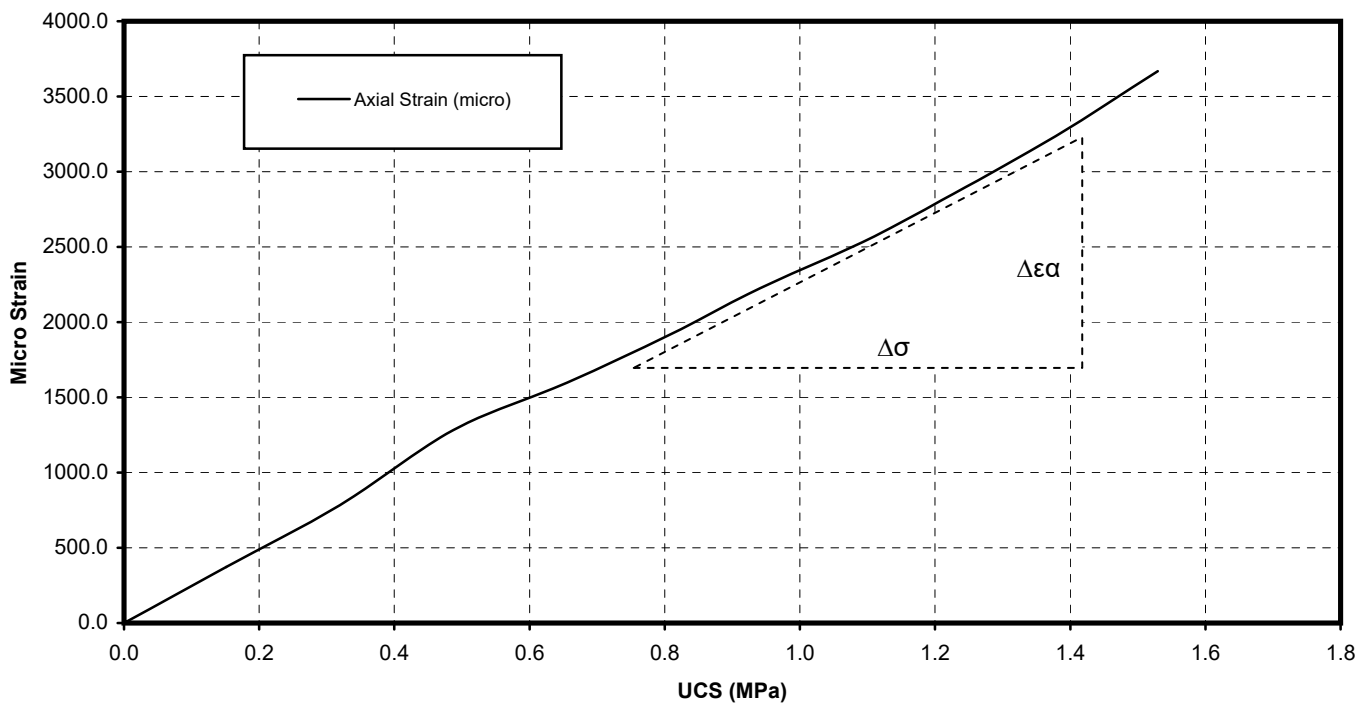
Date 09/01/2020



BOREHOLE		MP1004
SAMPLE		CS
DEPTH	m	11.90-12.12
SAMPLE DIAMETER	mm	87.03
SAMPLE HEIGHT	mm	150.37
TEST CONDITION		As Received
RATE OF LOADING	kN/s	0.2
TEST DURATION	mm.sec	2.30
DATE OF TESTING		08/01/2020
LOAD FRAME USED		50kN
LOAD DIRECTION WITH RESPECT TO LITHOLOGY		Unknown
FAILURE LOAD	kN	9.1
YOUNG'S MODULUS E (AVERAGE)	GPa	0.44
POISSON'S RATIO ν		-
UNCONFINED COMPRESSIVE STRENGTH	MPa	1.5
WATER CONTENT (ISRM Suggested Methods)	%	29.9
BULK DENSITY (ISRM Suggested Methods)	Mg/m ³	1.81
DRY DENSITY (ISRM Suggested Methods)	Mg/m ³	1.39



Axial Stress / Strain Curves



Test Notes:

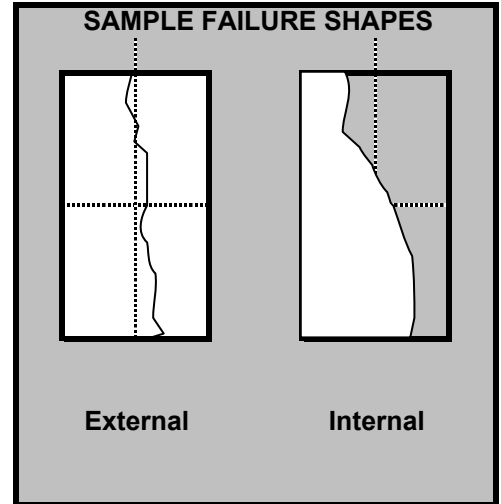
Method of Young's modulus determination - Average Modulus of Linear Portion of Axial Stress-Strain Curve

Young's modulus calculated between stress levels of 0.7MPa and 1.4MPa
Test specimen does not meet specified length / diameter ratio requirements

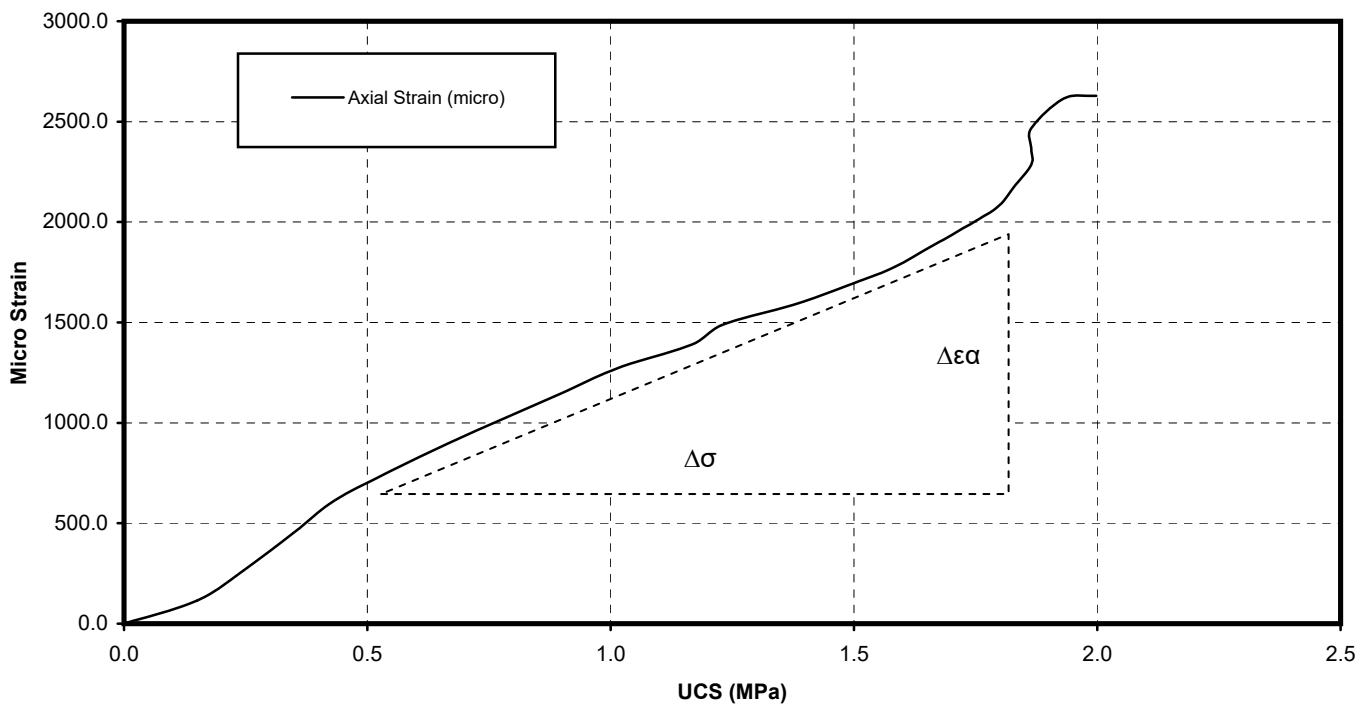
Tested in accordance with ASTM D7012 - 14

SUMMARY OF UNCONFINED COMPRESSIVE STRENGTH AND ELASTIC MODULI

BOREHOLE		MP1006
SAMPLE		CS
DEPTH	m	11.85-12.13
SAMPLE DIAMETER	mm	87.45
SAMPLE HEIGHT	mm	175.86
TEST CONDITION		As Received
RATE OF LOADING	kN/s	0.1
TEST DURATION	mm.sec	5.45
DATE OF TESTING		08/01/2020
LOAD FRAME USED		50kN
LOAD DIRECTION WITH RESPECT TO LITHOLOGY		Unknown
FAILURE LOAD	kN	12.1
YOUNG'S MODULUS E (AVERAGE)	GPa	0.93
POISSON'S RATIO ν		-
UNCONFINED COMPRESSIVE STRENGTH	MPa	2.0
WATER CONTENT (ISRM Suggested Methods)	%	29.8
BULK DENSITY (ISRM Suggested Methods)	Mg/m ³	1.92
DRY DENSITY (ISRM Suggested Methods)	Mg/m ³	1.48



Axial Stress / Strain Curves



Test Notes:

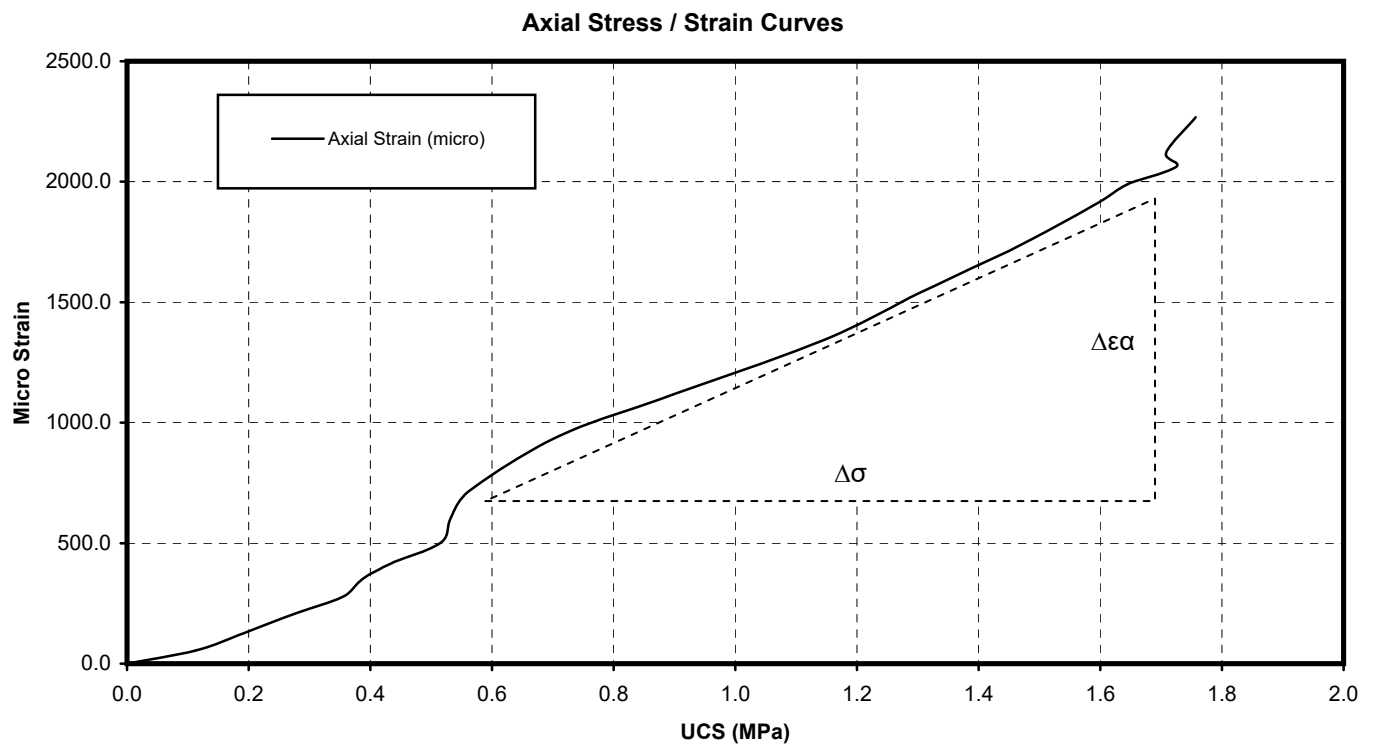
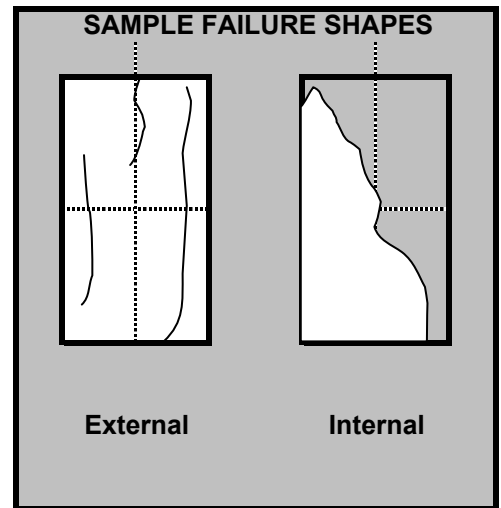
Method of Young's modulus determination - Average Modulus of Linear Portion of Axial Stress-Strain Curve

Young's modulus calculated between stress levels of 0.4MPa and 1.8MPa

Tested in accordance with ASTM D7012 - 14

SUMMARY OF UNCONFINED COMPRESSIVE STRENGTH AND ELASTIC MODULI

BOREHOLE		MP1010
SAMPLE		CS
DEPTH	m	19.30-19.50
SAMPLE DIAMETER	mm	88.88
SAMPLE HEIGHT	mm	165.38
TEST CONDITION		As Received
RATE OF LOADING	kN/s	0.1
TEST DURATION	mm.sec	4.45
DATE OF TESTING		08/01/2020
LOAD FRAME USED		50kN
LOAD DIRECTION WITH RESPECT TO LITHOLOGY		Unknown
FAILURE LOAD	kN	11.1
YOUNG'S MODULUS E (AVERAGE)	GPa	0.86
POISSON'S RATIO ν		-
UNCONFINED COMPRESSIVE STRENGTH	MPa	1.8
WATER CONTENT (ISRM Suggested Methods)	%	29.5
BULK DENSITY (ISRM Suggested Methods)	Mg/m ³	1.91
DRY DENSITY (ISRM Suggested Methods)	Mg/m ³	1.47



Test Notes:

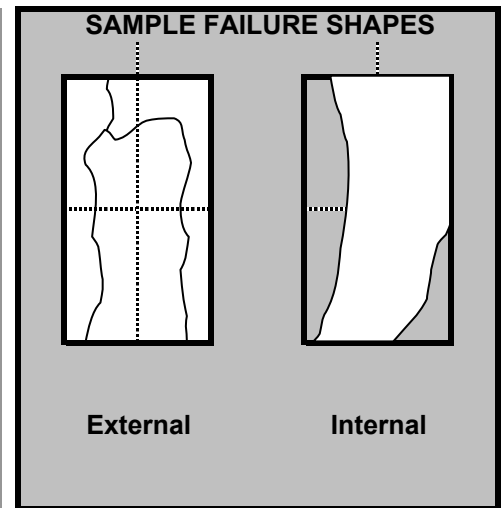
Method of Young's modulus determination - Average Modulus of Linear Portion of Axial Stress-Strain Curve

Young's modulus calculated between stress levels of 0.6MPa and 1.7MPa
Test specimen does not meet specified length / diameter ratio requirements

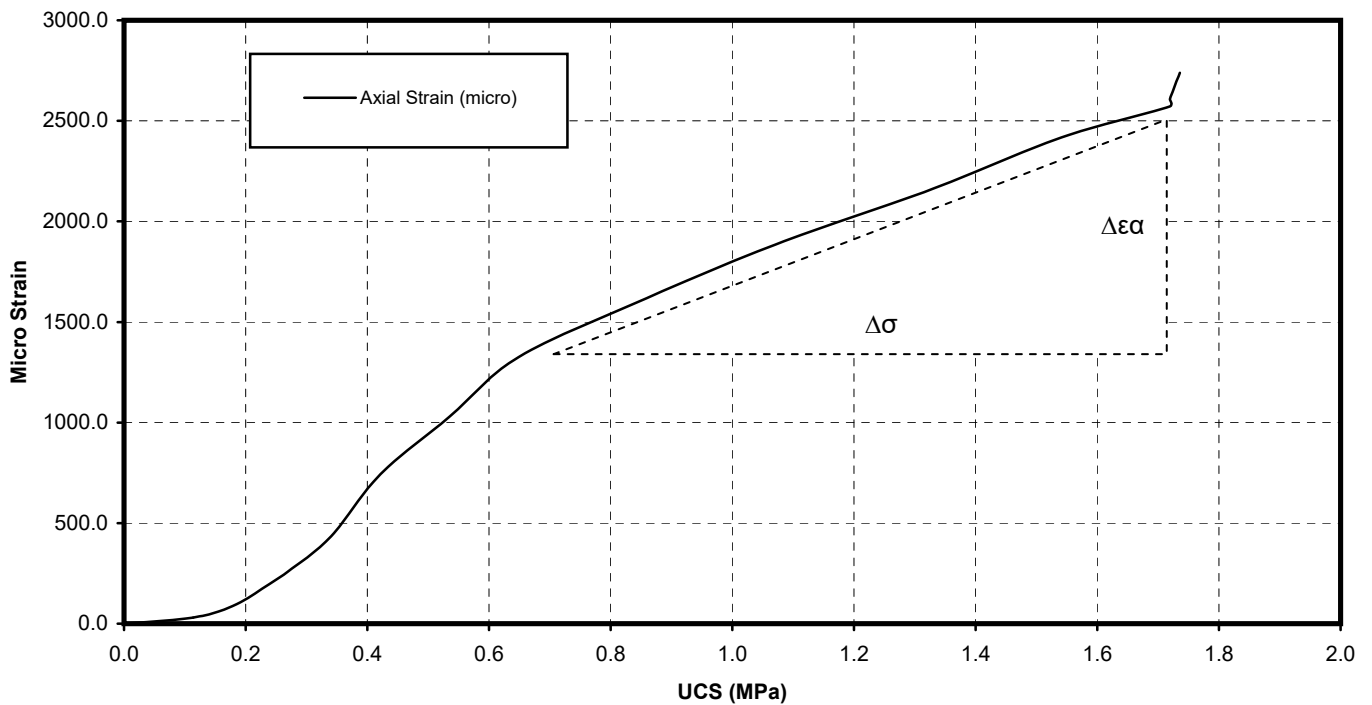
Tested in accordance with ASTM D7012 - 14

SUMMARY OF UNCONFINED COMPRESSIVE STRENGTH AND ELASTIC MODULI

BOREHOLE		MP1014
SAMPLE		CS
DEPTH	m	16.90-17.15
SAMPLE DIAMETER	mm	88.60
SAMPLE HEIGHT	mm	161.36
TEST CONDITION		As Received
RATE OF LOADING	kN/s	0.1
TEST DURATION	mm.sec	3.45
DATE OF TESTING		08/01/2020
LOAD FRAME USED		50kN
LOAD DIRECTION WITH RESPECT TO LITHOLOGY		Unknown
FAILURE LOAD	kN	11
YOUNG'S MODULUS <i>E</i> (AVERAGE)	GPa	0.83
POISSON'S RATIO ν		-
UNCONFINED COMPRESSIVE STRENGTH	MPa	1.8
WATER CONTENT (ISRM Suggested Methods)	%	32.1
BULK DENSITY (ISRM Suggested Methods)	Mg/m ³	1.86
DRY DENSITY (ISRM Suggested Methods)	Mg/m ³	1.41



Axial Stress / Strain Curves



Test Notes:

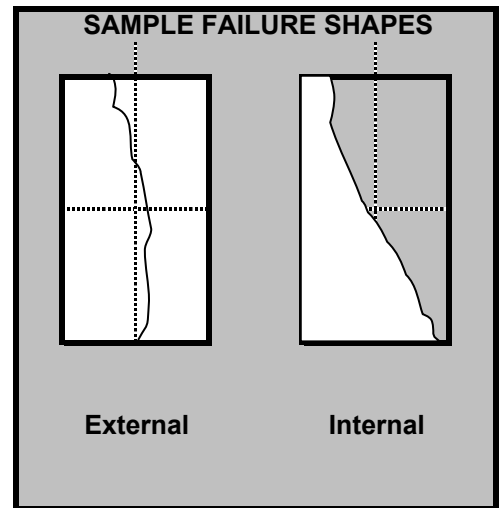
Method of Young's modulus determination - Average Modulus of Linear Portion of Axial Stress-Strain Curve

Young's modulus calculated between stress levels of 0.6MPa and 1.7MPa
Test specimen does not meet specified length / diameter ratio requirements

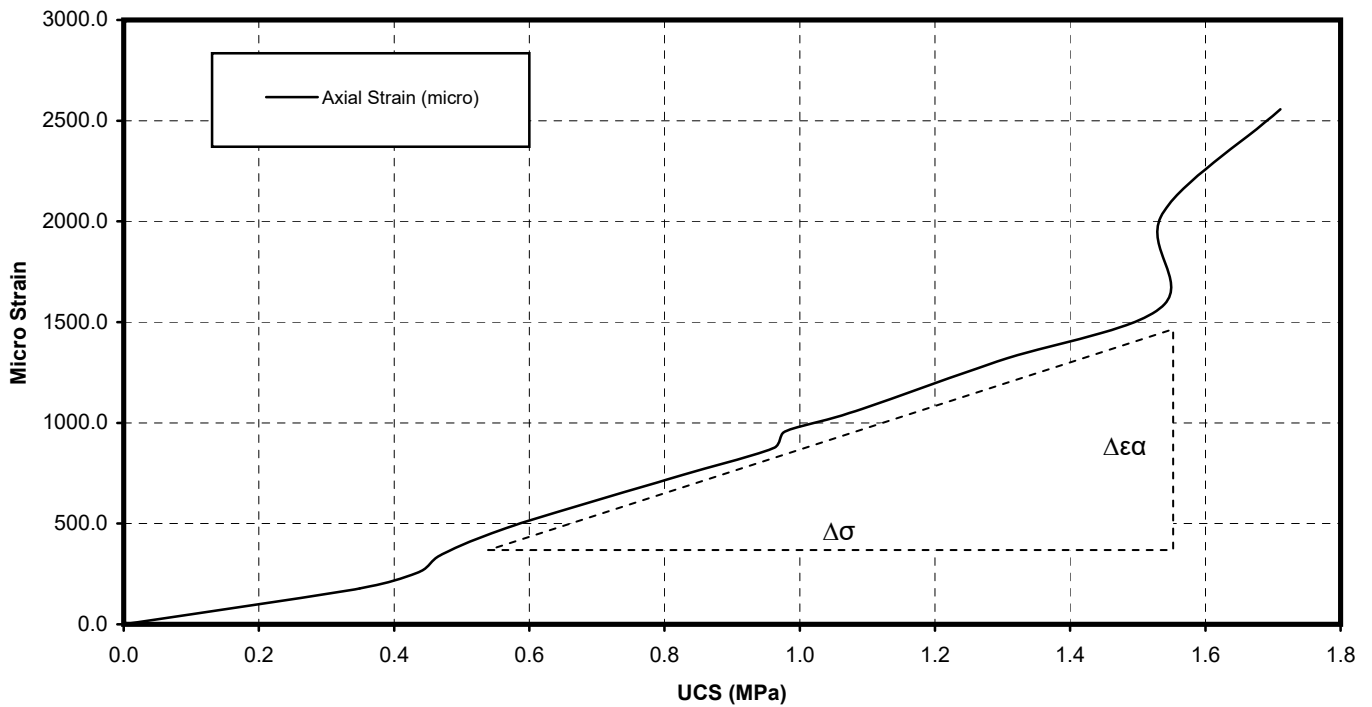
Tested in accordance with ASTM D7012 - 14

SUMMARY OF UNCONFINED COMPRESSIVE STRENGTH AND ELASTIC MODULI

BOREHOLE		MP1015
SAMPLE		CS
DEPTH	m	16.00-16.40
SAMPLE DIAMETER	mm	85.40
SAMPLE HEIGHT	mm	134.97
TEST CONDITION		As Received
RATE OF LOADING	kN/s	0.1
TEST DURATION	mm.sec	3.00
DATE OF TESTING		08/01/2020
LOAD FRAME USED		50kN
LOAD DIRECTION WITH RESPECT TO LITHOLOGY		Unknown
FAILURE LOAD	kN	9.9
YOUNG'S MODULUS E (AVERAGE)	GPa	0.87
POISSON'S RATIO ν		-
UNCONFINED COMPRESSIVE STRENGTH	MPa	1.7
WATER CONTENT (ISRM Suggested Methods)	%	28.3
BULK DENSITY (ISRM Suggested Methods)	Mg/m ³	1.85
DRY DENSITY (ISRM Suggested Methods)	Mg/m ³	1.44



Axial Stress / Strain Curves



Test Notes:

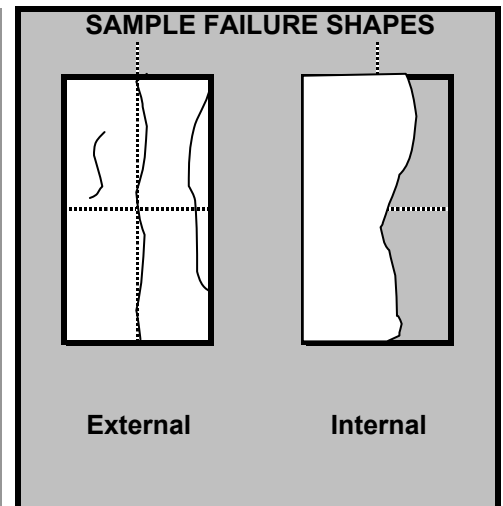
Method of Young's modulus determination - Average Modulus of Linear Portion of Axial Stress-Strain Curve

Young's modulus calculated between stress levels of 0.5MPa and 1.5MPa
Test specimen does not meet specified length / diameter ratio requirements

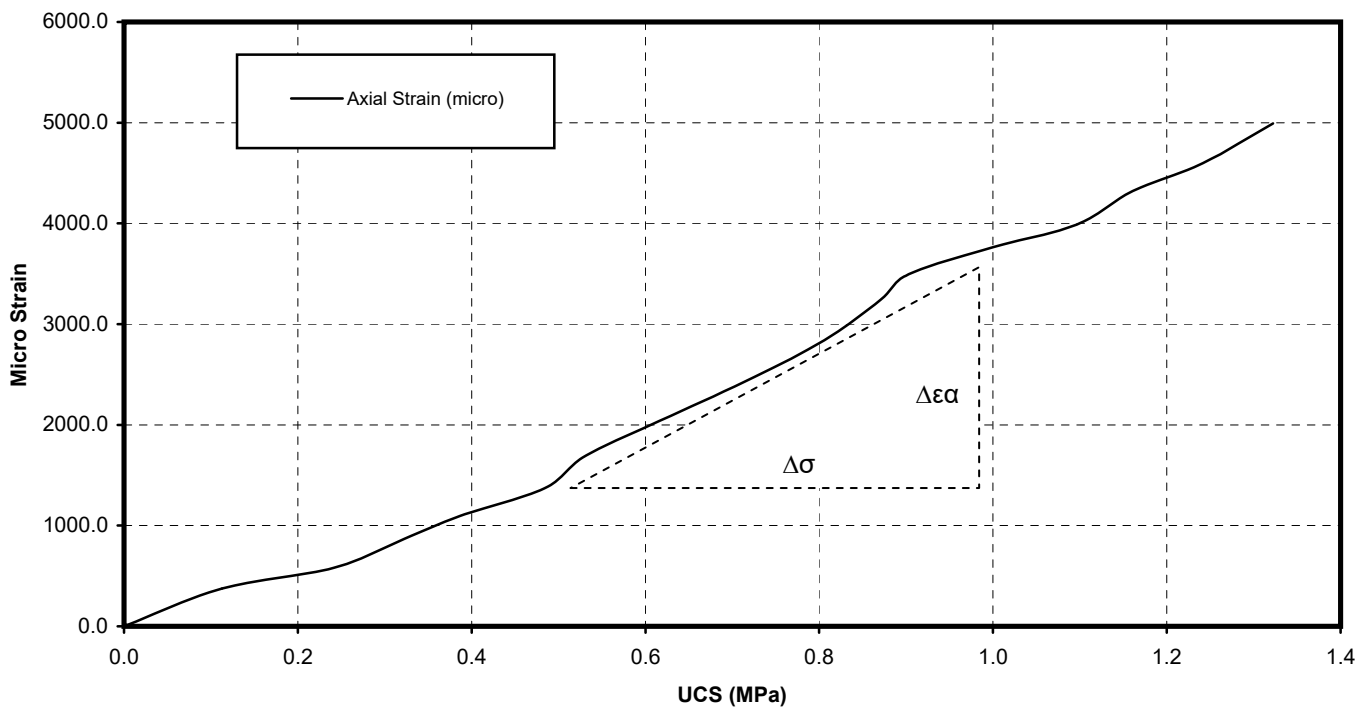
Tested in accordance with ASTM D7012 - 14

SUMMARY OF UNCONFINED COMPRESSIVE STRENGTH AND ELASTIC MODULI

BOREHOLE		MP1016
SAMPLE		CS
DEPTH	m	14.80-15.00
SAMPLE DIAMETER	mm	88.86
SAMPLE HEIGHT	mm	108.47
TEST CONDITION		As Received
RATE OF LOADING	kN/s	0.1
TEST DURATION	mm.sec	4.00
DATE OF TESTING		08/01/2020
LOAD FRAME USED		50kN
LOAD DIRECTION WITH RESPECT TO LITHOLOGY		Unknown
FAILURE LOAD	kN	8.5
YOUNG'S MODULUS E (AVERAGE)	GPa	0.23
POISSON'S RATIO ν		-
UNCONFINED COMPRESSIVE STRENGTH	MPa	1.4
WATER CONTENT (ISRM Suggested Methods)	%	26.5
BULK DENSITY (ISRM Suggested Methods)	Mg/m ³	1.82
DRY DENSITY (ISRM Suggested Methods)	Mg/m ³	1.44



Axial Stress / Strain Curves



Test Notes:

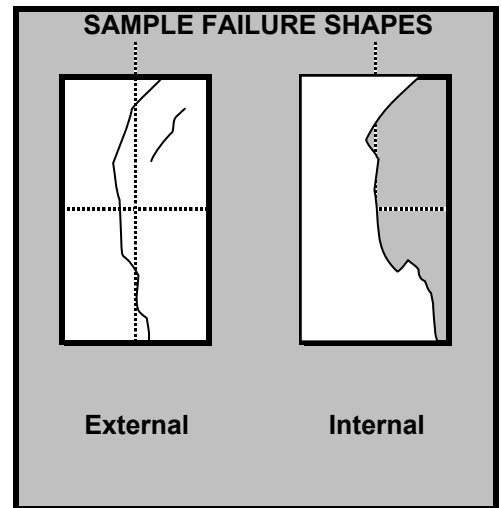
Method of Young's modulus determination - Average Modulus of Linear Portion of Axial Stress-Strain Curve

Young's modulus calculated between stress levels of 0.5MPa and 1MPa
Test specimen does not meet specified length / diameter ratio requirements

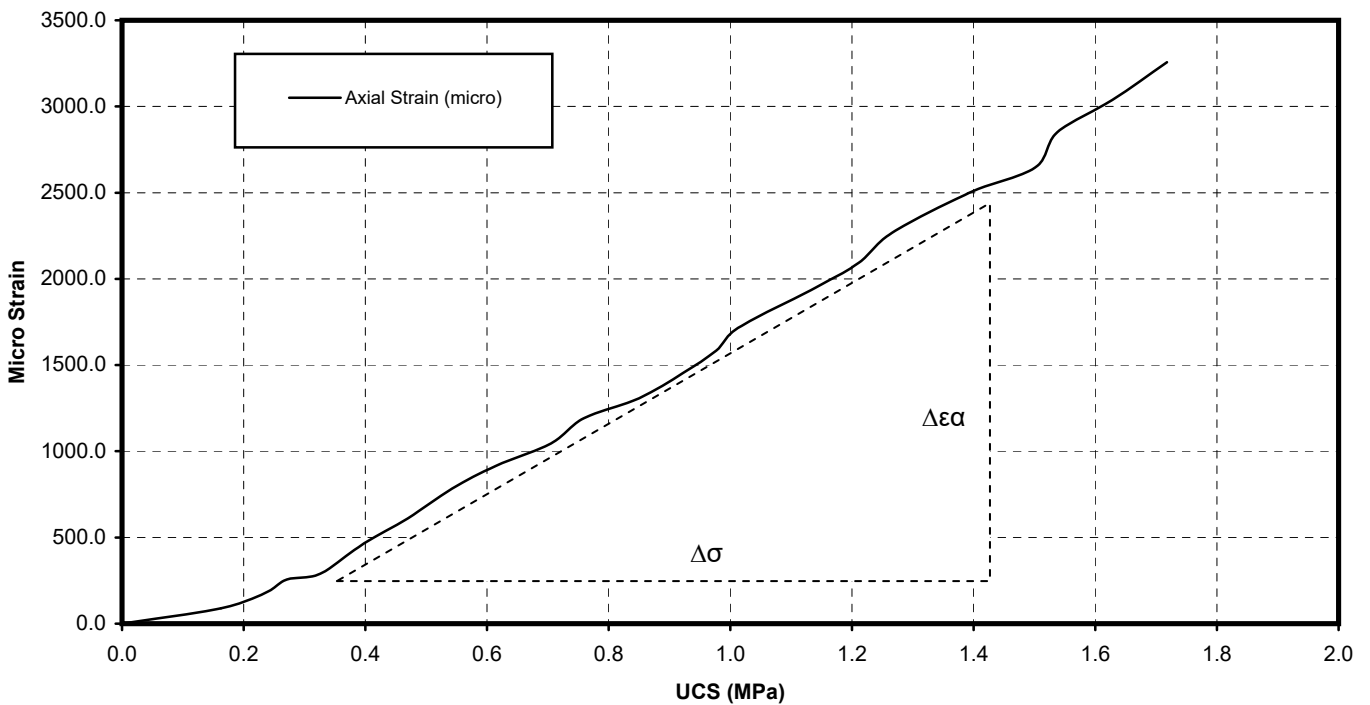
Tested in accordance with ASTM D7012 - 14

SUMMARY OF UNCONFINED COMPRESSIVE STRENGTH AND ELASTIC MODULI

BOREHOLE		MP1022
SAMPLE		CS
DEPTH	m	18.43-18.59
SAMPLE DIAMETER	mm	83.91
SAMPLE HEIGHT	mm	137.58
TEST CONDITION		As Received
RATE OF LOADING	kN/s	0.1
TEST DURATION	mm.sec	6.00
DATE OF TESTING		08/01/2020
LOAD FRAME USED		50kN
LOAD DIRECTION WITH RESPECT TO LITHOLOGY		Unknown
FAILURE LOAD	kN	10.6
YOUNG'S MODULUS E (AVERAGE)	GPa	0.48
POISSON'S RATIO ν		-
UNCONFINED COMPRESSIVE STRENGTH	MPa	1.9
WATER CONTENT (ISRM Suggested Methods)	%	25.9
BULK DENSITY (ISRM Suggested Methods)	Mg/m ³	1.96
DRY DENSITY (ISRM Suggested Methods)	Mg/m ³	1.55



Axial Stress / Strain Curves



Test Notes:

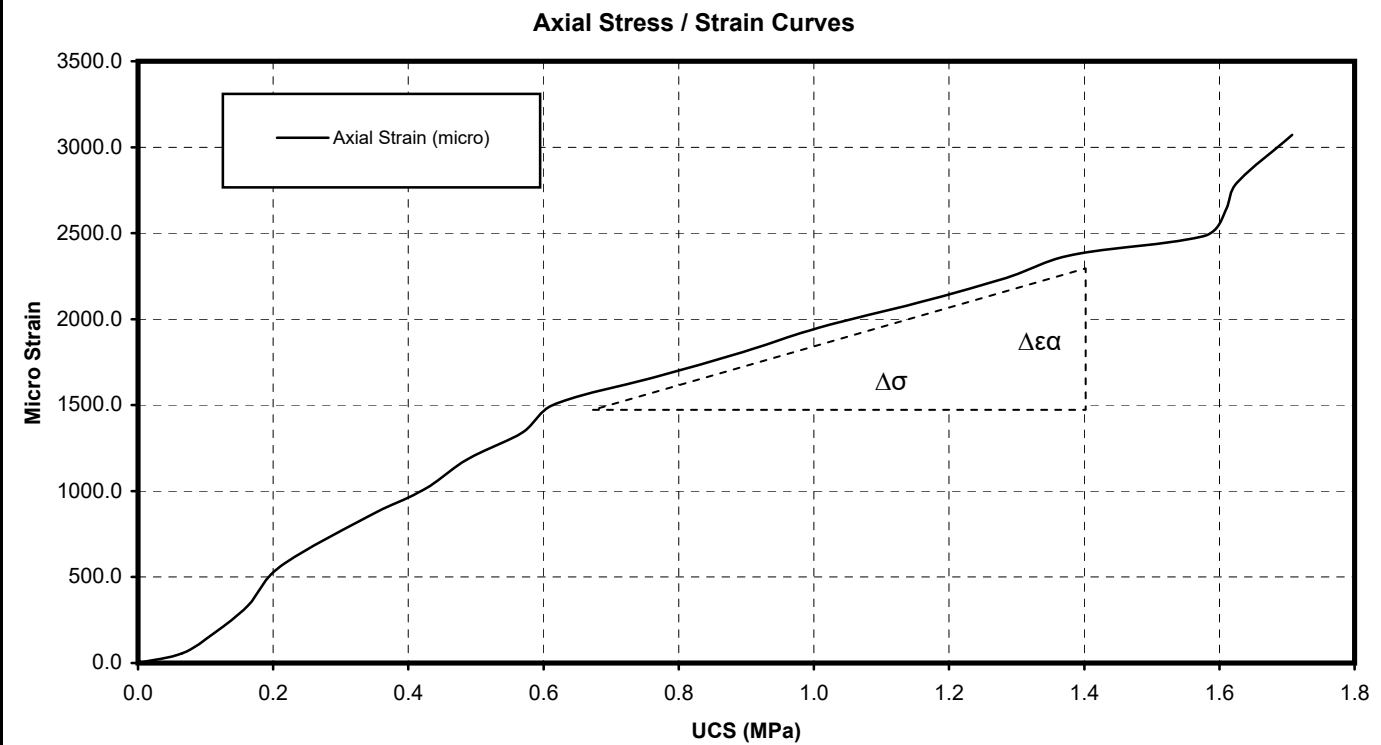
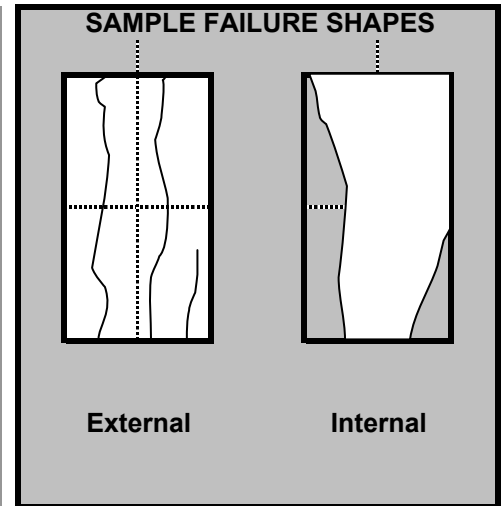
Method of Young's modulus determination - Average Modulus of Linear Portion of Axial Stress-Strain Curve

Young's modulus calculated between stress levels of 0.3MPa and 1.4MPa
 Test specimen does not meet specified length / diameter ratio requirements

Tested in accordance with ASTM D7012 - 14

SUMMARY OF UNCONFINED COMPRESSIVE STRENGTH AND ELASTIC MODULI

BOREHOLE		MP1034
SAMPLE		CS
DEPTH	m	14.20-14.34
SAMPLE DIAMETER	mm	88.49
SAMPLE HEIGHT	mm	90.19
TEST CONDITION		As Received
RATE OF LOADING	kN/s	0.1
TEST DURATION	mm.sec	5.45
DATE OF TESTING		08/01/2020
LOAD FRAME USED		50kN
LOAD DIRECTION WITH RESPECT TO LITHOLOGY		Unknown
FAILURE LOAD	kN	10.5
YOUNG'S MODULUS E (AVERAGE)	GPa	0.88
POISSON'S RATIO ν		-
UNCONFINED COMPRESSIVE STRENGTH	MPa	1.7
WATER CONTENT (ISRM Suggested Methods)	%	25.1
BULK DENSITY (ISRM Suggested Methods)	Mg/m ³	1.93
DRY DENSITY (ISRM Suggested Methods)	Mg/m ³	1.55



Test Notes:

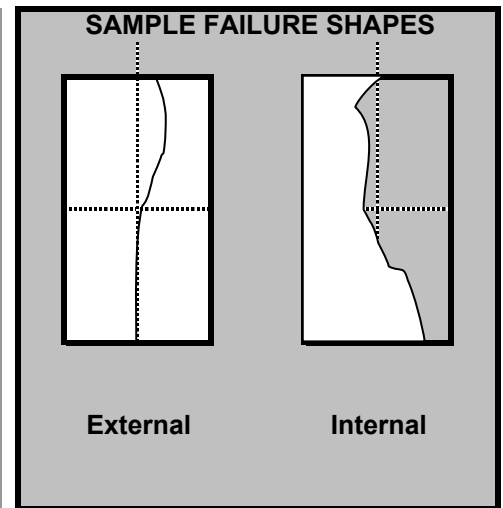
Method of Young's modulus determination - Average Modulus of Linear Portion of Axial Stress-Strain Curve

Young's modulus calculated between stress levels of 0.6MPa and 1.4MPa
Test specimen does not meet specified length / diameter ratio requirements

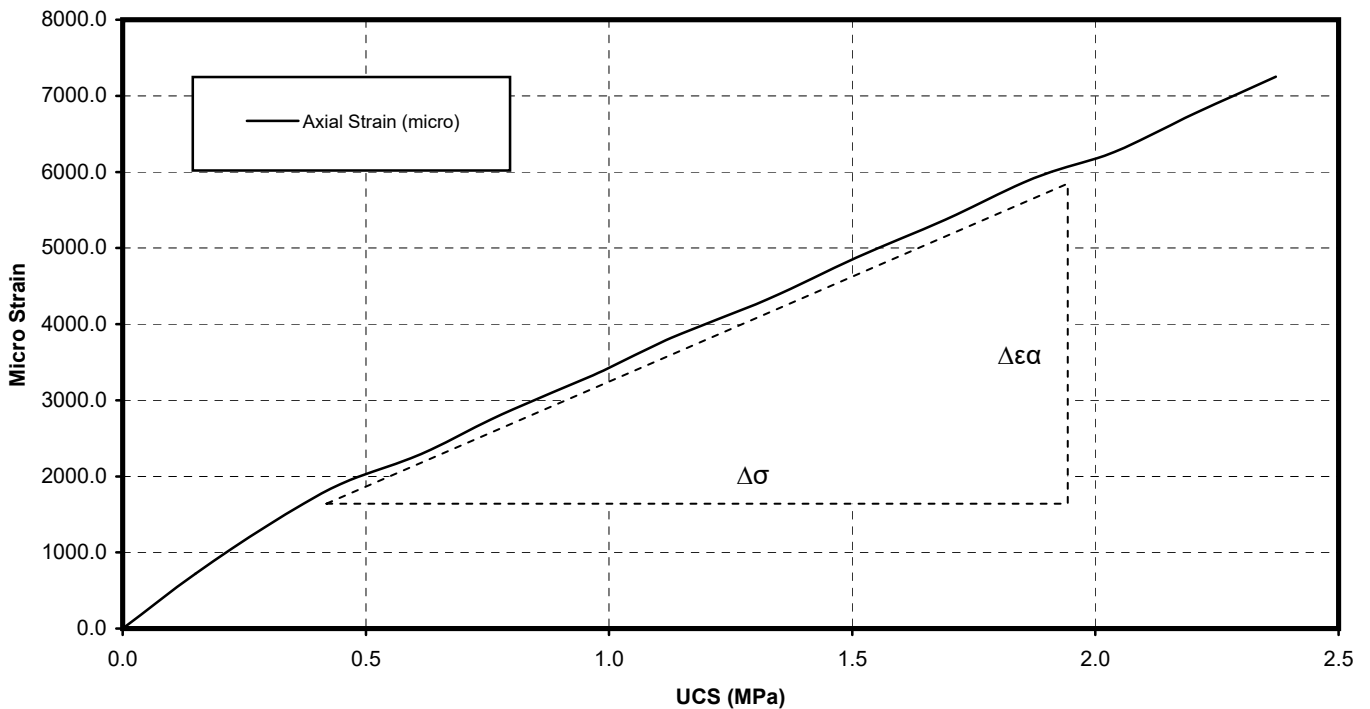
Tested in accordance with ASTM D7012 - 14

SUMMARY OF UNCONFINED COMPRESSIVE STRENGTH AND ELASTIC MODULI

BOREHOLE		MP1036
SAMPLE		CS
DEPTH	m	10.85-11.05
SAMPLE DIAMETER	mm	87.63
SAMPLE HEIGHT	mm	141.92
TEST CONDITION		As Received
RATE OF LOADING	kN/s	0.1
TEST DURATION	mm.sec	3.30
DATE OF TESTING		08/01/2020
LOAD FRAME USED		50kN
LOAD DIRECTION WITH RESPECT TO LITHOLOGY		Unknown
FAILURE LOAD	kN	15.0
YOUNG'S MODULUS E (AVERAGE)	GPa	0.35
POISSON'S RATIO ν		-
UNCONFINED COMPRESSIVE STRENGTH	MPa	2.5
WATER CONTENT (ISRM Suggested Methods)	%	29.0
BULK DENSITY (ISRM Suggested Methods)	Mg/m ³	1.87
DRY DENSITY (ISRM Suggested Methods)	Mg/m ³	1.45



Axial Stress / Strain Curves



Test Notes:

Method of Young's modulus determination - Average Modulus of Linear Portion of Axial Stress-Strain Curve

Young's modulus calculated between stress levels of 0.4MPa and 1.9MPa
Test specimen does not meet specified length / diameter ratio requirements

Tested in accordance with ASTM D7012 - 14

SUMMARY OF UNCONFINED COMPRESSIVE STRENGTH AND ELASTIC MODULI



LABORATORY REPORT



4043

Contract Number: PSL19/7107

Report Date: 09 January 2020
Client's Reference: C6515
Client Name: CC Ground Investigations Ltd
Unit A2 Innsworth Technology Park.
Innsworth Lane
Gloucester
GL3 1DL

For the attention of: Richard Tucker

Contract Title: Land East of Hemel Hempstead GI
Date Received: 20/11/2019
Date Commenced: 20/11/2019
Date Completed: 9/1/2020

Notes: Opinions and Interpretations are outside the UKAS Accreditation

A copy of the Laboratory Schedule of accredited tests as issued by UKAS is attached to this report. This certificate is issued in accordance with the accreditation requirements of the United Kingdom Accreditation Service. The results reported herein relate only to the material supplied to the laboratory. This certificate shall not be reproduced other than in full, without the prior written approval of the laboratory.

Checked and Approved Signatories:

R Gunson
(Director)



S Royle
(Laboratory Manager)

A Watkins
(Director)

S Eyre
(Senior Technician)

R Berriman
(Quality Manager)

L Knight
(Senior Technician)

5 – 7 Hexthorpe Road, Hexthorpe,
Doncaster DN4 0AR
tel: +44 (0)844 815 6641
fax: +44 (0)844 815 6642
e-mail: rgunson@prosoils.co.uk
awatkins@prosoils.co.uk

Page 1 of

SUMMARY OF LABORATORY SOIL DESCRIPTIONS

Hole Number	Sample Number	Sample Type	Top Depth m	Base Depth m	Description of Sample
TP1002		B	0.40	0.50	Brown slightly gravelly slightly sandy CLAY.
TP1003		D	2.00		Brown slightly gravelly slightly sandy CLAY.
TP1005		B	0.40	0.50	Reddish brown very gravelly slightly sandy CLAY.
TP1007		B	0.80	0.90	Brown very sandy very clayey GRAVEL.
TP1007		B	2.10	2.20	Brown gravelly slightly sandy CLAY.
TP1007		B	3.10	3.20	Brown gravelly slightly sandy CLAY.
TP1008		B	1.00	1.10	Brown slightly gravelly slightly sandy CLAY.
TP1008		B	1.80	1.90	Brown slightly gravelly slightly sandy CLAY.
TP1009		B	2.20	2.30	Brown sandy CLAY.
TP1009		B	3.80	3.90	White CHALK.
TP1010		B	0.50	0.60	Brown slightly gravelly slightly sandy CLAY.
TP1010		B	1.40	1.50	Brown slightly gravelly sandy CLAY.
TP1010		B	2.40	2.50	Brown slightly gravelly slightly sandy CLAY.
TP1010		B	3.90	4.00	White CHALK.
TP1012		D	1.50		Brown slightly gravelly slightly sandy CLAY.
TP1012		D	2.50		White CHALK.
TP1012		D	3.50		White CHALK.
TP1012		B	3.80	4.00	White CHALK.
TP1014		B	3.00	3.20	Brown slightly gravelly CLAY.



4043

PSL

Professional Soils Laboratory

Land East of Hemel Hempstead GI

Contract No:

PSL19/7107

Client Ref:

C6515

SUMMARY OF LABORATORY SOIL DESCRIPTIONS

Hole Number	Sample Number	Sample Type	Top Depth m	Base Depth m	Description of Sample
TP1014		B	3.80	4.00	White CHALK.
TP1015		D	0.50		Brown mottled grey slightly sandy CLAY.
TP1016		B	1.00	1.20	Brown slightly gravelly slightly sandy CLAY.
TP1016		B	2.60	2.70	White CHALK.
TP1016		B	3.70	3.90	White CHALK.
TP1017		D	1.00		Brown slightly gravelly CLAY.
TP1018		B	1.30	1.50	Brown slightly sandy CLAY.
TP1019		B	1.00	1.20	Brown slightly gravelly slightly sandy CLAY.
TP1019		B	2.50	2.70	White CHALK.
TP1019		B	3.70	3.90	White CHALK.
TP1020		B	3.70	3.90	White CHALK.
TP1021		B	0.80	1.00	Brown gravelly CLAY.
TP1022		B	0.40	0.50	Brown slightly gravelly slightly sandy CLAY.
TP1022		B	1.30	1.40	White CHALK.
TP1023		D	1.00		Brown gravelly CLAY.
TP1023		B	2.50	2.60	White CHALK.
TP1024		B	1.30	1.40	White CHALK.
TP1027		B	0.40	0.80	Brown gravelly CLAY.
TP1028		B	1.30	1.40	Brown very gravelly slightly sandy CLAY.



PSL

Professional Soils Laboratory

Land East of Hemel Hempstead GI

Contract No:

PSL19/7107

Client Ref:

C6515

SUMMARY OF LABORATORY SOIL DESCRIPTIONS

Hole Number	Sample Number	Sample Type	Top Depth m	Base Depth m	Description of Sample
TP1030		B	0.40	0.50	Brown gravelly CLAY.
TP1038		D	3.00		Brown gravelly CLAY.
TP1039		B	3.60	3.70	Brown slightly gravelly slightly sandy CLAY.
TP1040		B	0.40	0.50	Brown slightly gravelly slightly sandy CLAY.
TP1042		B	0.40	0.50	Brown gravelly slightly sandy CLAY.
TP1043		B	3.70	3.80	White CHALK.
TP1045		B	1.50	1.60	Brown slightly gravelly slightly sandy CLAY.
TP1045		B	2.80		Brown slightly sandy clayey GRAVEL of chalk.
TP1045		D	3.00		Brown slightly sandy very clayey GRAVEL.
TP1046		D	1.50		Brown slightly gravelly slightly sandy CLAY.
TP1048		B	1.00	1.20	Brown gravelly slightly sandy CLAY.
TP1053		B	1.00	1.20	Brown slightly gravelly slightly sandy CLAY.
TP1053		D	2.50		White CHALK.
TP1053		D	3.50		White CHALK.
TP1055		D	1.50		Brown slightly gravelly CLAY.
TP1060		B	1.00		Brown gravelly slightly sandy CLAY.
TP1061		D	1.00		Brown gravelly slightly sandy CLAY.
TP1063		D	4.00		Brown very gravelly CLAY.
TP1064		D	1.00		Brown slightly gravelly CLAY.



PSL

Professional Soils Laboratory

Land East of Hemel Hempstead GI

Contract No:

PSL19/7107

Client Ref:

C6515

SUMMARY OF SOIL CLASSIFICATION TESTS

(BS1377 : PART 2 : 1990)

Hole Number	Sample Number	Sample Type	Top Depth m	Base Depth m	Moisture Content % Clause 3.2	Linear Shrinkage % Clause 6.5	Particle Density Mg/m ³ Clause 8.2	Liquid Limit % Clause 4.3/4	Plastic Limit % Clause 5.3	Plasticity Index % Clause 5.4	Passing .425mm %	Remarks
TP1002		B	0.40	0.50	22			68	28	40	94	High plasticity CH.
TP1003		D	2.00		27			64	27	37	88	High plasticity CH.
TP1007		B	0.80	0.90	8.5			31	16	15	38	Low plasticity CL.
TP1007		B	3.10	3.20	27			75	29	46	81	Very high plasticity CV.
TP1008		B	1.80	1.90	23			71	28	43	94	Very high plasticity CV.
TP1009		B	2.20	2.30	19			46	21	25	100	Intermediate plasticity CI.
TP1010		B	0.50	0.60	30			72	29	43	98	Very high plasticity CV.
TP1010		B	1.40	1.50	24			48	22	26	95	Intermediate plasticity CI.
TP1012		D	1.50		38			74	29	45	98	Very high plasticity CV.
TP1014		B	3.00	3.20	31			78	32	46	93	Very high plasticity CV.
TP1015		D	0.50		21			65	25	40	100	High plasticity CH.
TP1017		D	1.00		28			77	30	47	96	Very high plasticity CV.
TP1018		B	1.30	1.50	27			72	27	45	100	Very high plasticity CV.
TP1021		B	0.80	1.00	20			73	28	45	85	Very high plasticity CV.
TP1023		D	1.00		35			75	30	45	82	Very high plasticity CV.
TP1027		B	0.40	0.80	30			69	28	41	84	High plasticity CH.
TP1030		B	0.40	0.50	31			70	28	42	87	Very high plasticity CV.
TP1038		D	3.00		37			73	29	44	85	Very high plasticity CV.
TP1040		B	0.40	0.50	32			68	27	41	95	High plasticity CH.

SYMBOLS : NP : Non Plastic

* : Liquid Limit and Plastic Limit Wet Sieved.



PSL
Professional Soils Laboratory

Land East of Hemel Hempstead GI

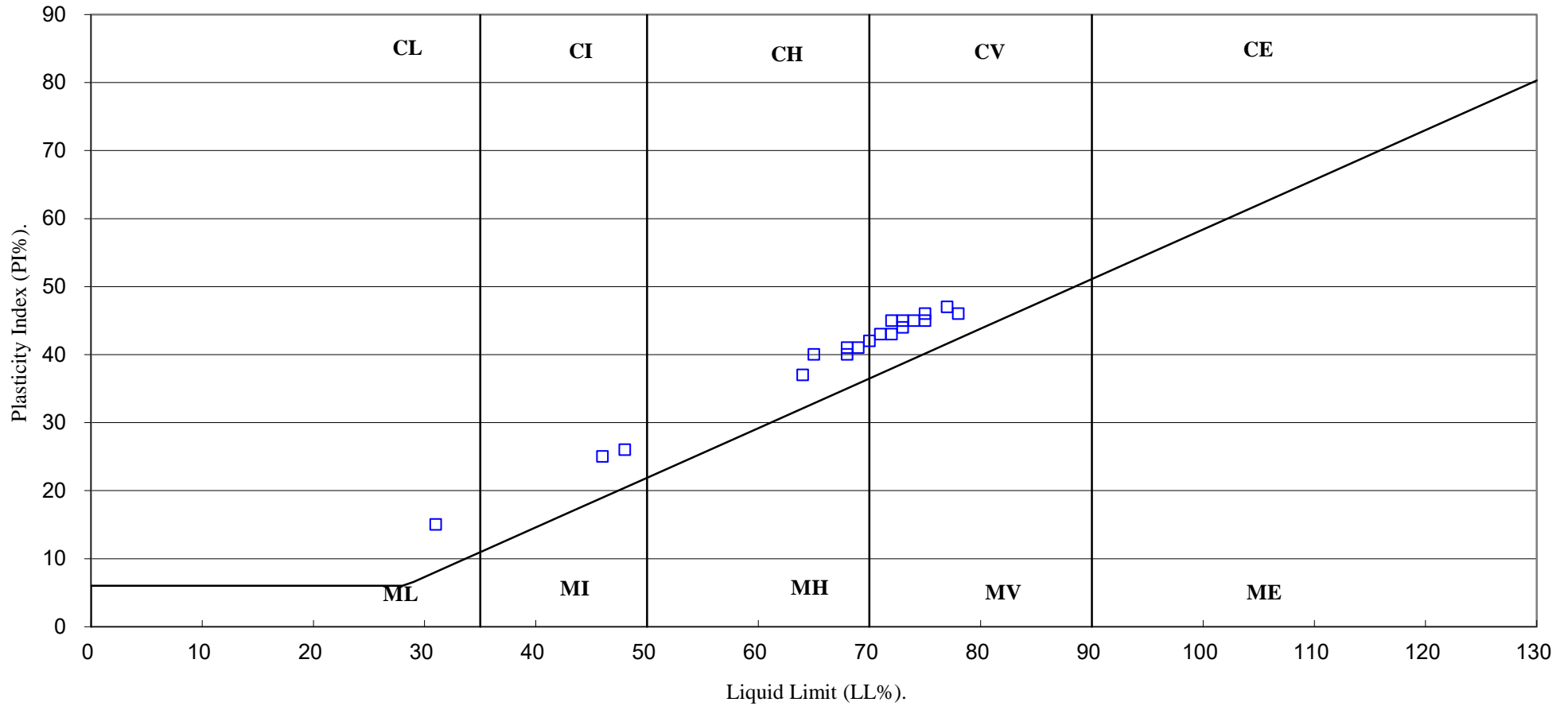
Contract No:

PSL19/7107

Client Ref:

C6515

PLASTICITY CHART FOR CASAGRANDE CLASSIFICATION.



4043

PSL

Professional Soils Laboratory

Land East of Hemel Hempstead GI

Contract No:

PSL19/7107

Client Ref:

C6515



SUMMARY OF SOIL CLASSIFICATION TESTS

(BS1377 : PART 2 : 1990)

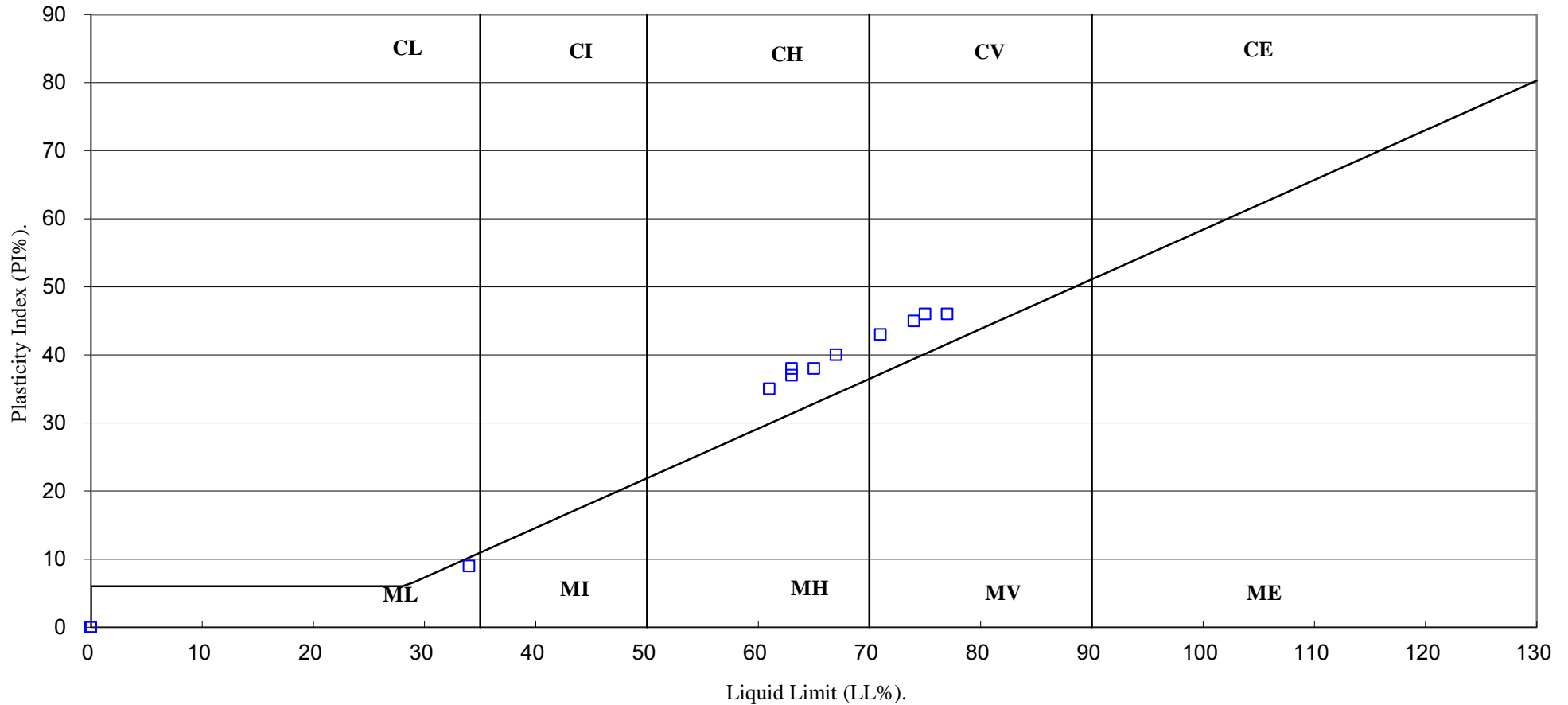
Hole Number	Sample Number	Sample Type	Top Depth m	Base Depth m	Moisture Content % <small>Clause 3.2</small>	Linear Shrinkage % <small>Clause 6.5</small>	Particle Density Mg/m ³ <small>Clause 8.2</small>	Liquid Limit % <small>Clause 4.3/4</small>	Plastic Limit % <small>Clause 5.3</small>	Plasticity Index % <small>Clause 5.4</small>	Passing .425mm %	Remarks
TP1045		B	1.50	1.60	30			61	26	35	90	High plasticity CH.
TP1045		D	3.00		24			63	26	37	30	High plasticity CH.
TP1046		D	1.50		21			71	28	43	96	Very high plasticity CV.
TP1053		B	1.00	1.20	25			67	27	40	95	High plasticity CH.
TP1055		D	1.50		26			75	29	46	98	Very high plasticity CV.
TP1061		D	1.00		22			63	25	38	85	High plasticity CH.
TP1063		D	4.00		36			77	31	46	57	Very high plasticity CV.
TP1064		D	1.00		34			74	29	45	98	Very high plasticity CV.
TP1064		D	2.00		24			65	27	38	45	High plasticity CH.
TP1066		D	3.00		31			34	25	9	56	Low plasticity ML.

SYMBOLS : NP : Non Plastic

* : Liquid Limit and Plastic Limit Wet Sieved.

 4043		Land East of Hemel Hempstead GI	Contract No:
			PSL19/7107
			Client Ref:
			C6515

PLASTICITY CHART FOR CASAGRANDE CLASSIFICATION.



4043

PSL
Professional Soils Laboratory

Land East of Hemel Hempstead GI

Contract No:

PSL19/7107

Client Ref:

C6515

SUMMARY OF CHALK TESTS

(BS1377 : PART 2 & 4 : 1990)

Hole Number	Sample Number	Sample Type	Top Depth m	Base Depth m	Moisture Content %	Saturated MC %	Dry Density Mg/m ³	Passing 10mm Sieve %	Chalk Crushing Value CCV	Remarks
TP1009		B	3.80	3.90	32	29	1.51			
TP1010		B	3.90	4.00	33	31	1.46			
TP1012		D	2.50		33	33	1.42			
TP1012		D	3.50		34	30	1.48			
TP1014		B	3.80	4.00	36	31	1.48			
TP1016		B	2.60	2.70	28	28	1.54			
TP1016		B	3.70	3.90	32	29	1.50	25	4.40	
TP1019		B	3.70	3.90	31	30	1.49			
TP1020		B	3.70	3.90	31	29	1.51			
TP1022		B	1.30	1.40	36	32	1.45			
TP1023		B	2.50	2.60	24	31	1.47			
TP1024		B	1.30	1.40	28	30	1.50			
TP1043		B	3.70	3.80	33	31	1.48			
TP1053		D	2.50		27	28	1.55			
TP1053		D	3.50		25	26	1.58			
TP1064		B	1.50	1.60	28	28	1.55			
TP1065		B	3.10	3.20	32	30	1.49			
TP1066		B	1.50	1.60	29	29	1.52			

* CCV testing is not UKAS accredited



PSL
Professional Soils Laboratory

Land East of Hemel Hempstead GI

Contract No:

PSL19/7107

Client Ref:

C6515

PARTICLE SIZE DISTRIBUTION TEST

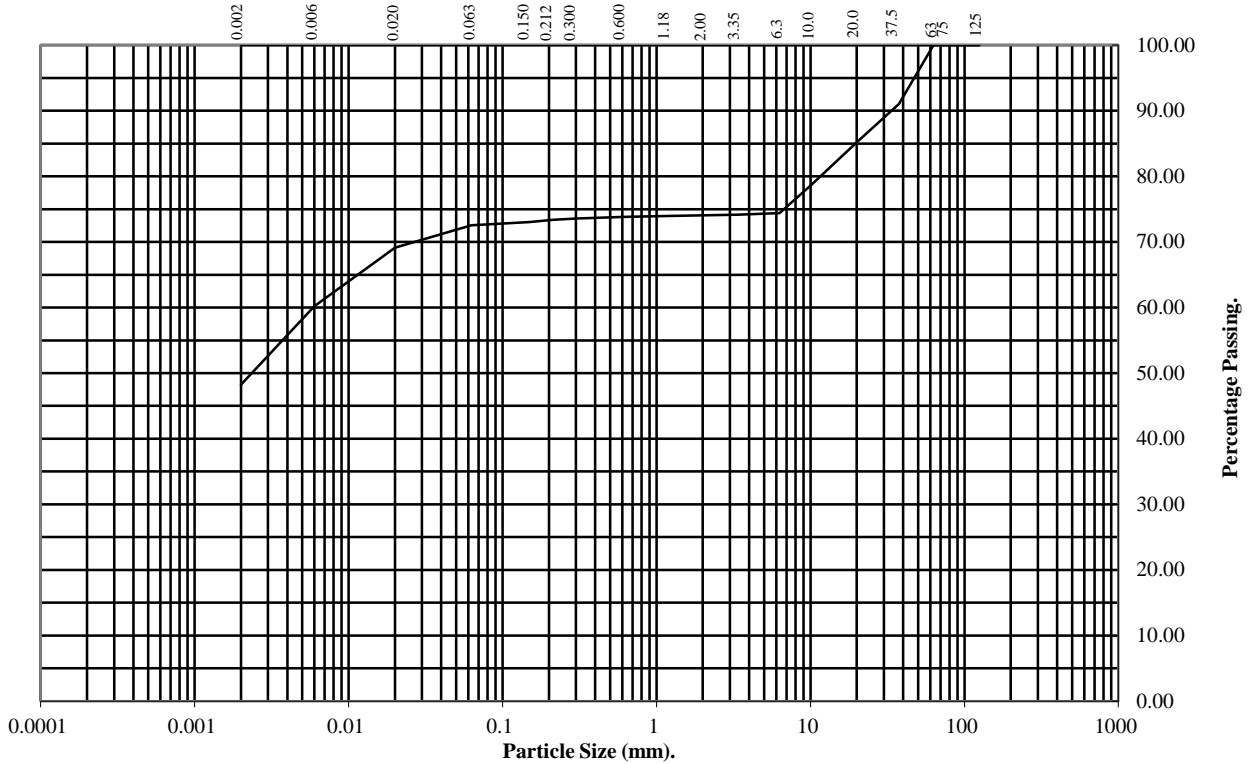
BS1377 : Part 2 : 1990

Wet Sieve & Pipette Analysis, Clause 9.2 & 9.4

Hole Number: TP1005 **Top Depth (m):** 0.40

Sample Number: **Base Depth(m):** 0.50

Sample Type: B



BS Test Sieve (mm)	Percentage Passing
125	100
75	100
63	100
37.5	91
20	85
10	79
6.3	74
3.35	74
2	74
1.18	74
0.6	74
0.3	74
0.212	73
0.15	73
0.063	73

Particle Diameter	Percentage Passing
0.02	69
0.006	60
0.002	48

Soil Fraction	Total Percentage
Cobbles	0
Gravel	26
Sand	1
Silt	25
Clay	48

Remarks:
See Summary of Soil Descriptions



Land East of Hemel Hempstead GI

Contract No:
PSL19/7107
Client Ref:
C6515

PARTICLE SIZE DISTRIBUTION TEST

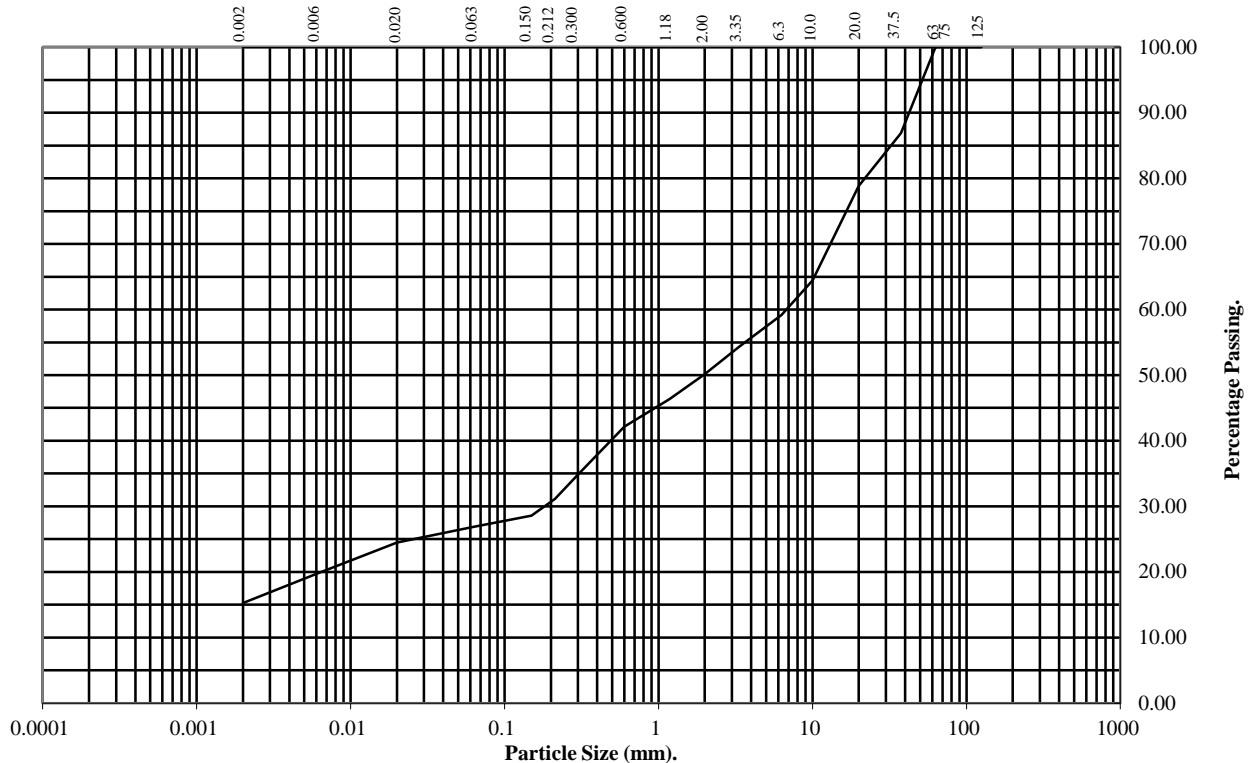
BS1377 : Part 2 : 1990

Wet Sieve & Pipette Analysis, Clause 9.2 & 9.4

Hole Number: TP1007 **Top Depth (m):** 0.80

Sample Number: **Base Depth(m):** 0.90

Sample Type: B



BS Test Sieve (mm)	Percentage Passing
125	100
75	100
63	100
37.5	87
20	79
10	64
6.3	59
3.35	54
2	50
1.18	46
0.6	42
0.3	35
0.212	31
0.15	29
0.063	27

Particle Diameter	Percentage Passing
0.02	24
0.006	20
0.002	15

Soil Fraction	Total Percentage
Cobbles	0
Gravel	50
Sand	23
Silt	12
Clay	15

Remarks:
See Summary of Soil Descriptions



Land East of Hemel Hempstead GI

Contract No:
PSL19/7107
Client Ref:
C6515

PARTICLE SIZE DISTRIBUTION TEST

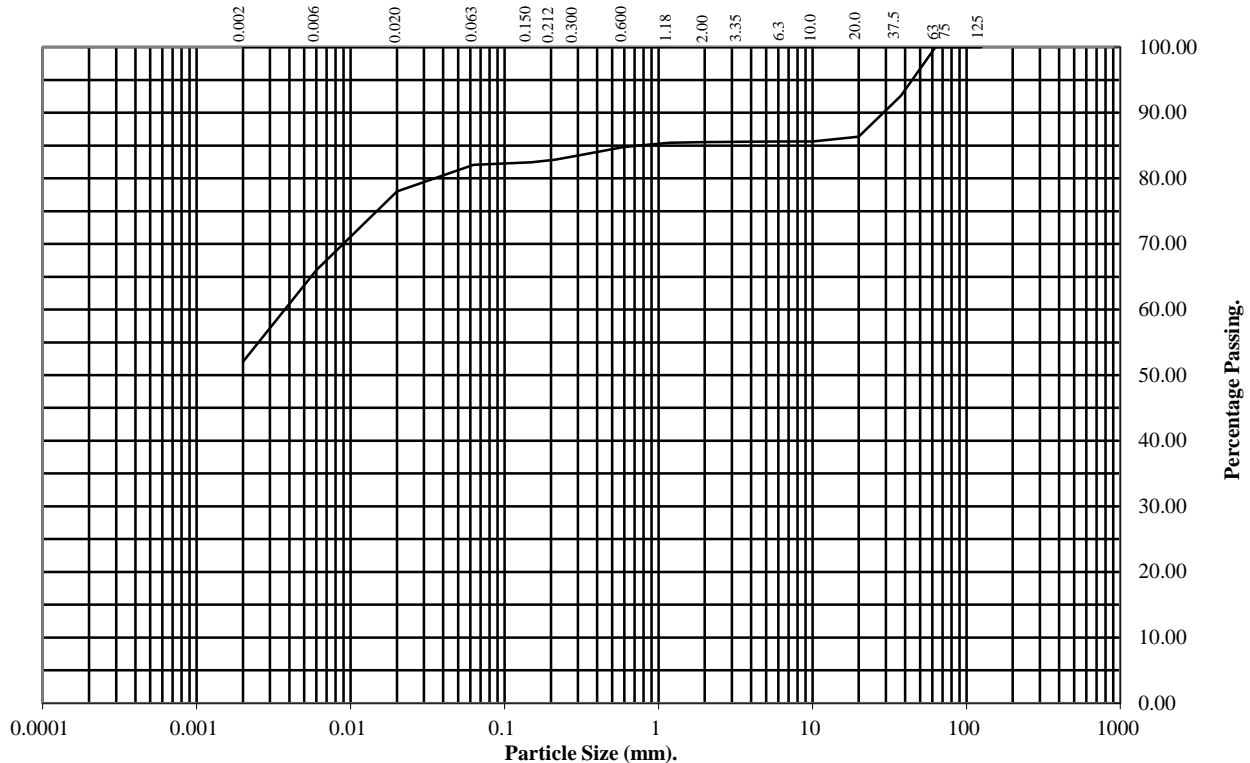
BS1377 : Part 2 : 1990

Wet Sieve & Pipette Analysis, Clause 9.2 & 9.4

Hole Number: TP1007 **Top Depth (m):** 2.10

Sample Number: **Base Depth(m):** 2.20

Sample Type: B



BS Test Sieve (mm)	Percentage Passing
125	100
75	100
63	100
37.5	93
20	86
10	86
6.3	86
3.35	86
2	86
1.18	85
0.6	85
0.3	83
0.212	83
0.15	82
0.063	82

Particle Diameter	Percentage Passing
0.02	78
0.006	66
0.002	52

Soil Fraction	Total Percentage
Cobbles	0
Gravel	14
Sand	4
Silt	30
Clay	52

Remarks:
See Summary of Soil Descriptions



Land East of Hemel Hempstead GI

Contract No:
PSL19/7107
Client Ref:
C6515

PARTICLE SIZE DISTRIBUTION TEST

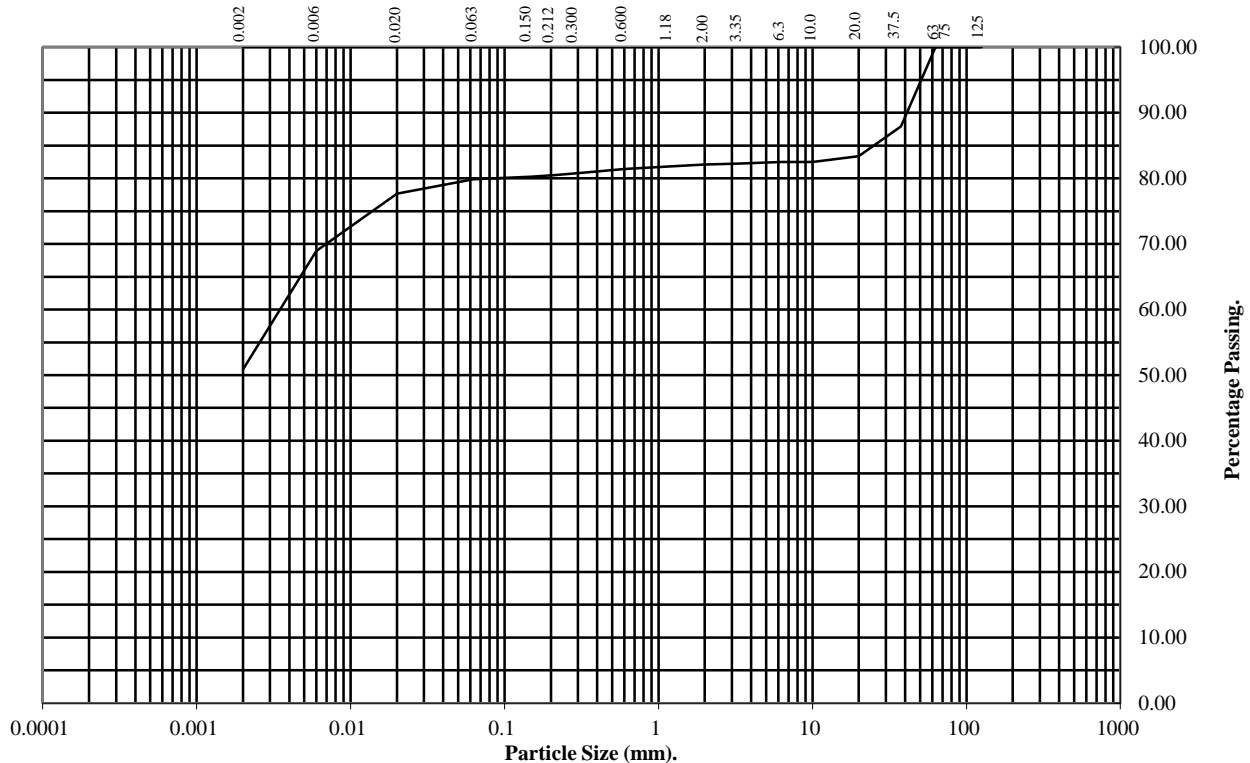
BS1377 : Part 2 : 1990

Wet Sieve & Pipette Analysis, Clause 9.2 & 9.4

Hole Number: TP1007 **Top Depth (m):** 3.10

Sample Number: **Base Depth(m):** 3.20

Sample Type: B



BS Test Sieve (mm)	Percentage Passing
125	100
75	100
63	100
37.5	88
20	83
10	82
6.3	82
3.35	82
2	82
1.18	82
0.6	81
0.3	81
0.212	80
0.15	80
0.063	80

Particle Diameter	Percentage Passing
0.02	78
0.006	69
0.002	51

Soil Fraction	Total Percentage
Cobbles	0
Gravel	18
Sand	2
Silt	29
Clay	51

Remarks:
See Summary of Soil Descriptions



Land East of Hemel Hempstead GI

Contract No:
PSL19/7107
Client Ref:
C6515

PARTICLE SIZE DISTRIBUTION TEST

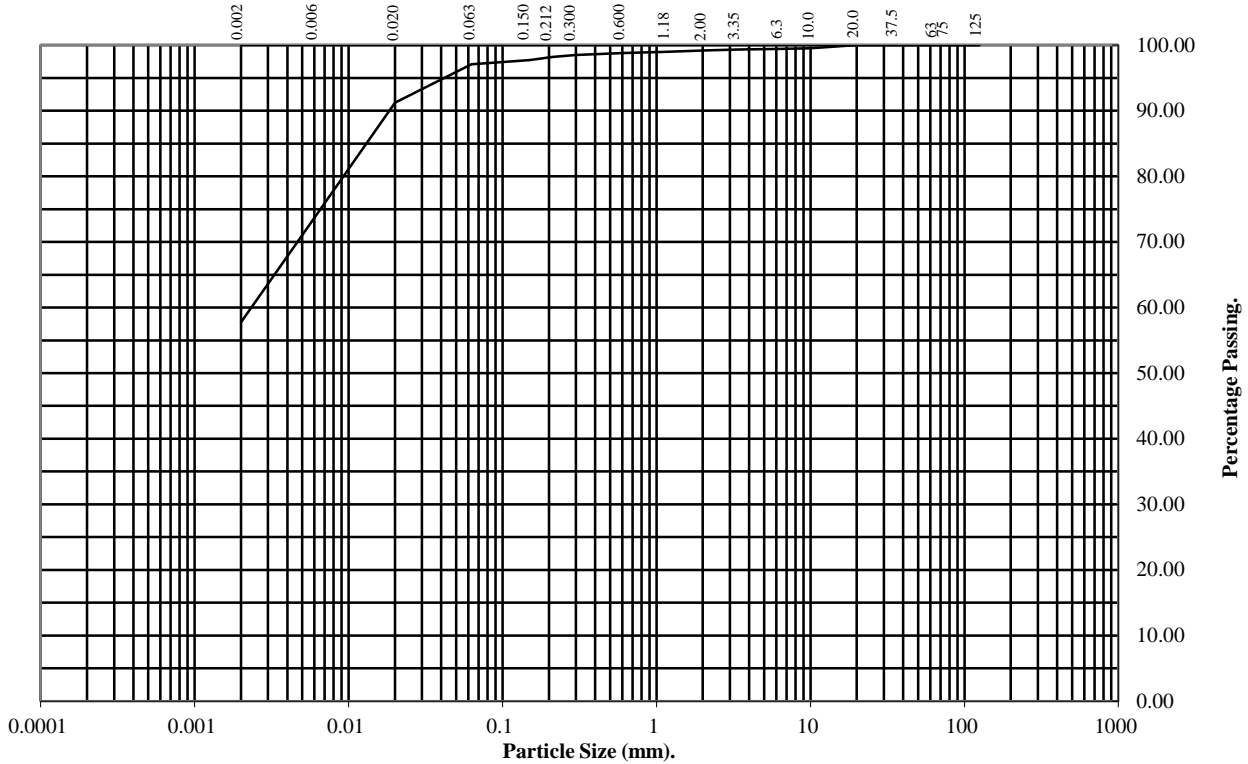
BS1377 : Part 2 : 1990

Wet Sieve & Pipette Analysis, Clause 9.2 & 9.4

Hole Number: TP1008 **Top Depth (m):** 1.00

Sample Number: **Base Depth(m):** 1.10

Sample Type: B



BS Test Sieve (mm)	Percentage Passing
125	100
75	100
63	100
37.5	100
20	100
10	100
6.3	99
3.35	99
2	99
1.18	99
0.6	99
0.3	98
0.212	98
0.15	98
0.063	97

Particle Diameter	Percentage Passing
0.02	91
0.006	74
0.002	58

Soil Fraction	Total Percentage
Cobbles	0
Gravel	1
Sand	2
Silt	39
Clay	58

Remarks:
See Summary of Soil Descriptions



Land East of Hemel Hempstead GI

Contract No:
PSL19/7107
Client Ref:
C6515

PARTICLE SIZE DISTRIBUTION TEST

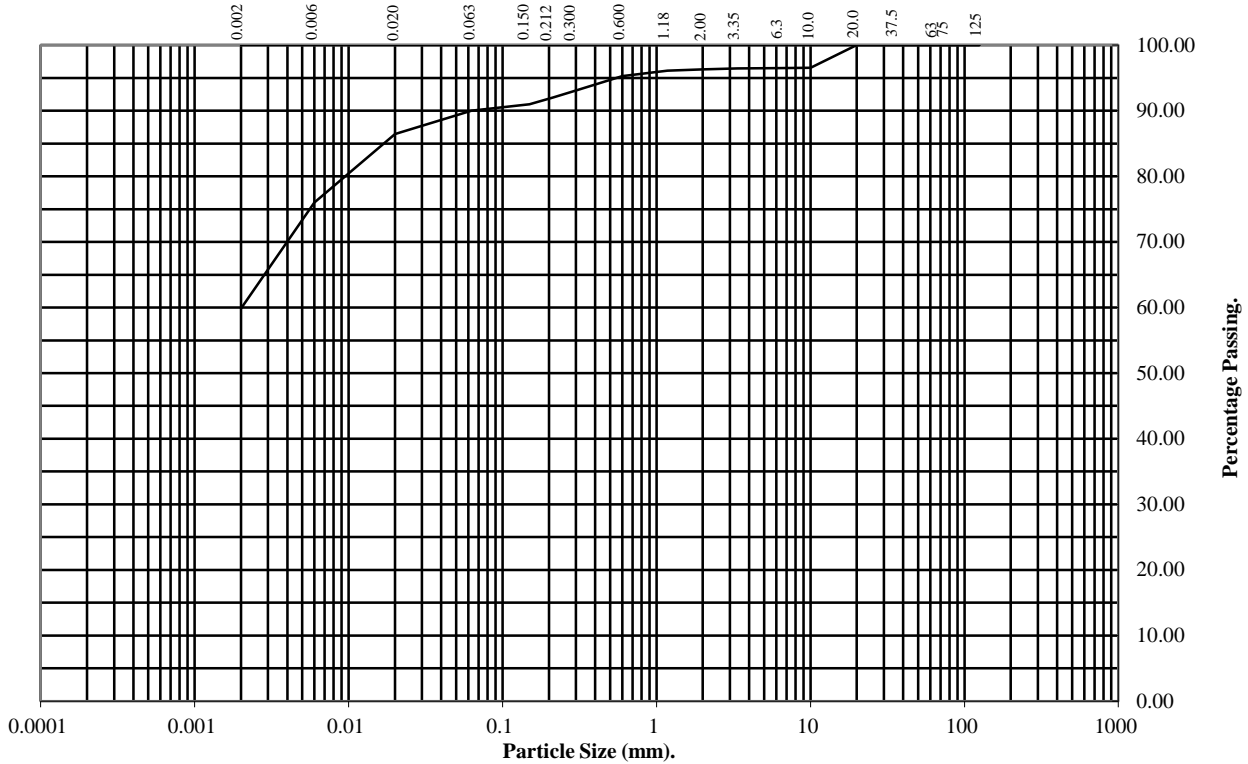
BS1377 : Part 2 : 1990

Wet Sieve & Pipette Analysis, Clause 9.2 & 9.4

Hole Number: **TP1008** Top Depth (m): **1.80**

Sample Number: Base Depth(m): **1.90**

Sample Type: **B**



BS Test Sieve (mm)	Percentage Passing
125	100
75	100
63	100
37.5	100
20	100
10	97
6.3	96
3.35	96
2	96
1.18	96
0.6	95
0.3	93
0.212	92
0.15	91
0.063	90

Particle Diameter	Percentage Passing
0.02	86
0.006	76
0.002	60

Soil Fraction	Total Percentage
Cobbles	0
Gravel	4
Sand	6
Silt	30
Clay	60

Remarks:
See Summary of Soil Descriptions



Land East of Hemel Hempstead GI

Contract No:
PSL19/7107
Client Ref:
C6515

PARTICLE SIZE DISTRIBUTION TEST

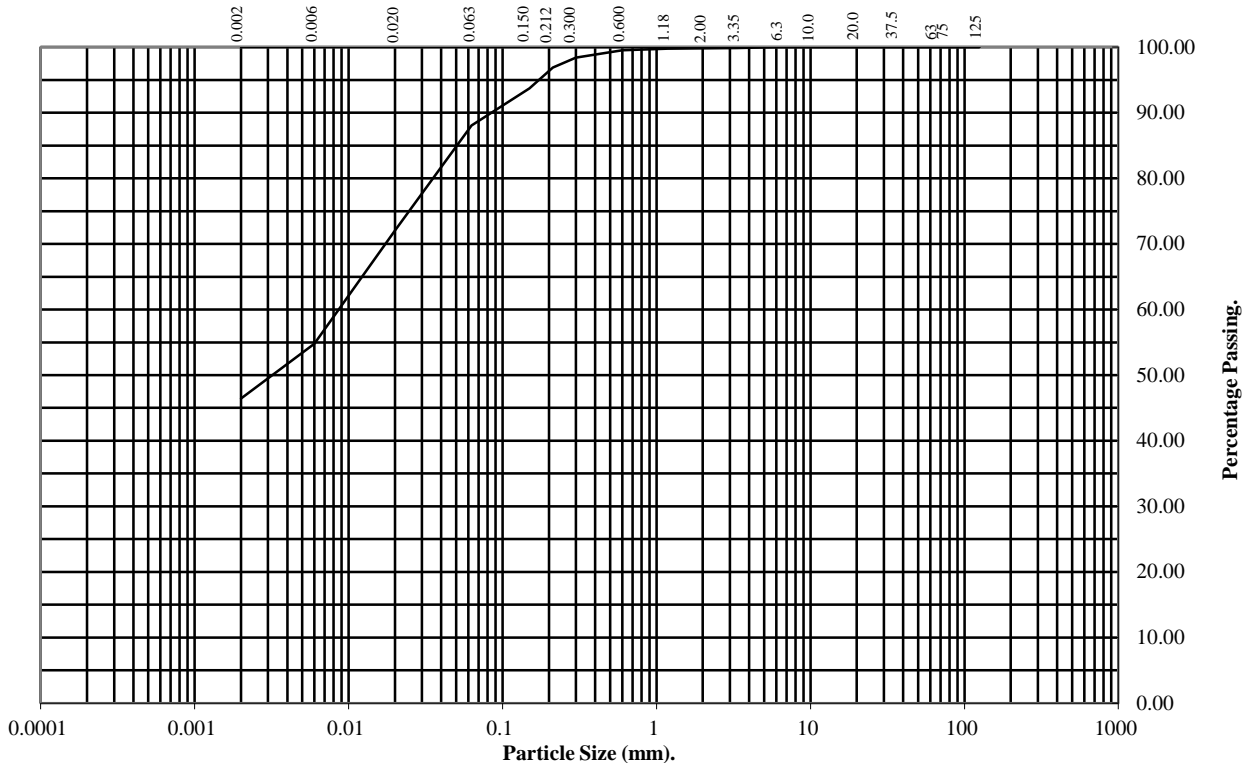
BS1377 : Part 2 : 1990

Wet Sieve & Pipette Analysis, Clause 9.2 & 9.4

Hole Number: TP1009 **Top Depth (m):** 2.20

Sample Number: **Base Depth(m):** 2.30

Sample Type: B



BS Test Sieve (mm)	Percentage Passing
125	100
75	100
63	100
37.5	100
20	100
10	100
6.3	100
3.35	100
2	100
1.18	100
0.6	100
0.3	98
0.212	97
0.15	94
0.063	88

Particle Diameter	Percentage Passing
0.02	72
0.006	55
0.002	46

Soil Fraction	Total Percentage
Cobbles	0
Gravel	0
Sand	12
Silt	42
Clay	46

Remarks:
See Summary of Soil Descriptions



Land East of Hemel Hempstead GI

Contract No:
PSL19/7107
Client Ref:
C6515

PARTICLE SIZE DISTRIBUTION TEST

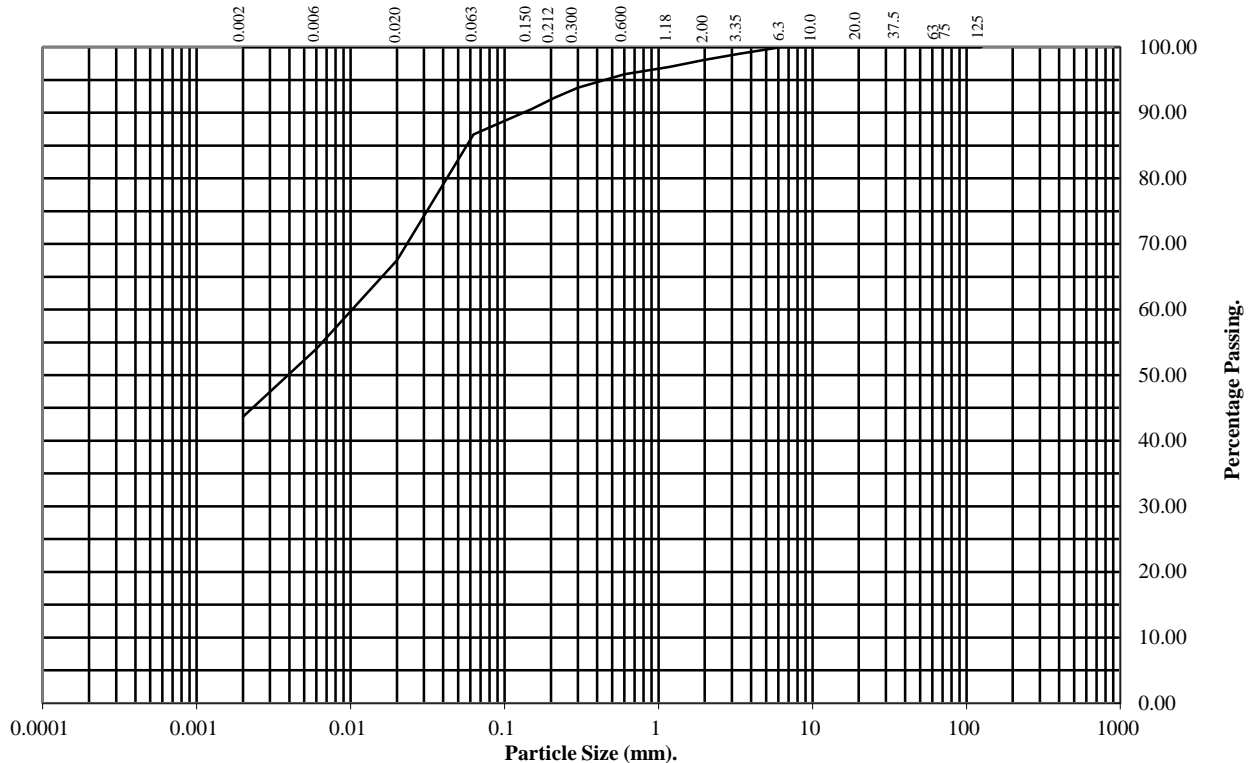
BS1377 : Part 2 : 1990

Wet Sieve & Pipette Analysis, Clause 9.2 & 9.4

Hole Number: TP1010 **Top Depth (m):** 1.40

Sample Number: **Base Depth(m):** 1.50

Sample Type: B



BS Test Sieve (mm)	Percentage Passing
125	100
75	100
63	100
37.5	100
20	100
10	100
6.3	100
3.35	99
2	98
1.18	97
0.6	96
0.3	94
0.212	92
0.15	91
0.063	87

Particle Diameter	Percentage Passing
0.02	68
0.006	54
0.002	44

Soil Fraction	Total Percentage
Cobbles	0
Gravel	2
Sand	11
Silt	43
Clay	44

Remarks:
See Summary of Soil Descriptions



Land East of Hemel Hempstead GI

Contract No:
PSL19/7107
Client Ref:
C6515

PARTICLE SIZE DISTRIBUTION TEST

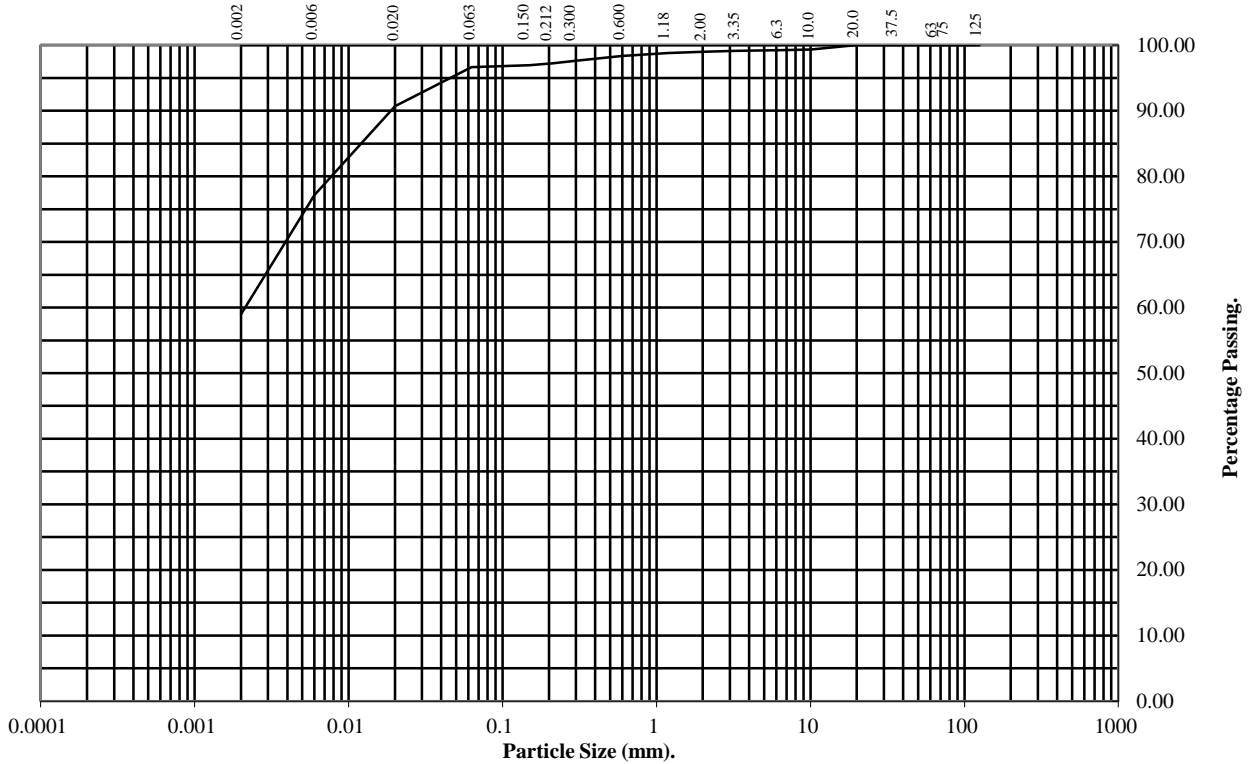
BS1377 : Part 2 : 1990

Wet Sieve & Pipette Analysis, Clause 9.2 & 9.4

Hole Number: **TP1010** Top Depth (m): **2.40**

Sample Number: Base Depth(m): **2.50**

Sample Type: **B**



BS Test Sieve (mm)	Percentage Passing
125	100
75	100
63	100
37.5	100
20	100
10	99
6.3	99
3.35	99
2	99
1.18	99
0.6	98
0.3	98
0.212	97
0.15	97
0.063	97

Particle Diameter	Percentage Passing
0.02	91
0.006	77
0.002	59

Soil Fraction	Total Percentage
Cobbles	0
Gravel	1
Sand	2
Silt	38
Clay	59

Remarks:
See Summary of Soil Descriptions



Land East of Hemel Hempstead GI

Contract No:
PSL19/7107
Client Ref:
C6515

PARTICLE SIZE DISTRIBUTION TEST

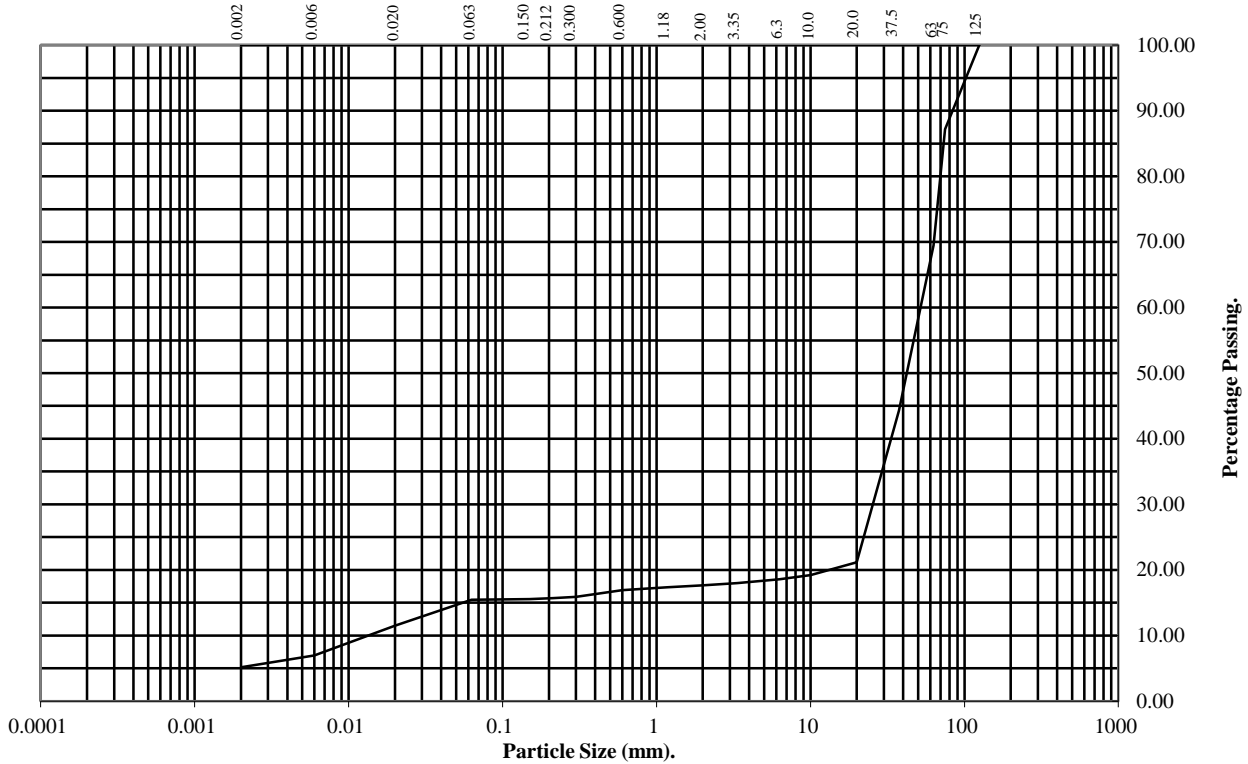
BS1377 : Part 2 : 1990

Wet Sieve & Pipette Analysis, Clause 9.2 & 9.4

Hole Number: **TP1012** Top Depth (m): **3.80**

Sample Number: Base Depth(m): **4.00**

Sample Type: **B**



BS Test Sieve (mm)	Percentage Passing
125	100
75	87
63	69
37.5	44
20	21
10	19
6.3	19
3.35	18
2	18
1.18	17
0.6	17
0.3	16
0.212	16
0.15	16
0.063	15

Particle Diameter	Percentage Passing
0.02	12
0.006	7
0.002	5

Soil Fraction	Total Percentage
Cobbles	31
Gravel	51
Sand	3
Silt	10
Clay	5

Remarks:
See Summary of Soil Descriptions



Land East of Hemel Hempstead GI

Contract No:
PSL19/7107
Client Ref:
C6515

PARTICLE SIZE DISTRIBUTION TEST

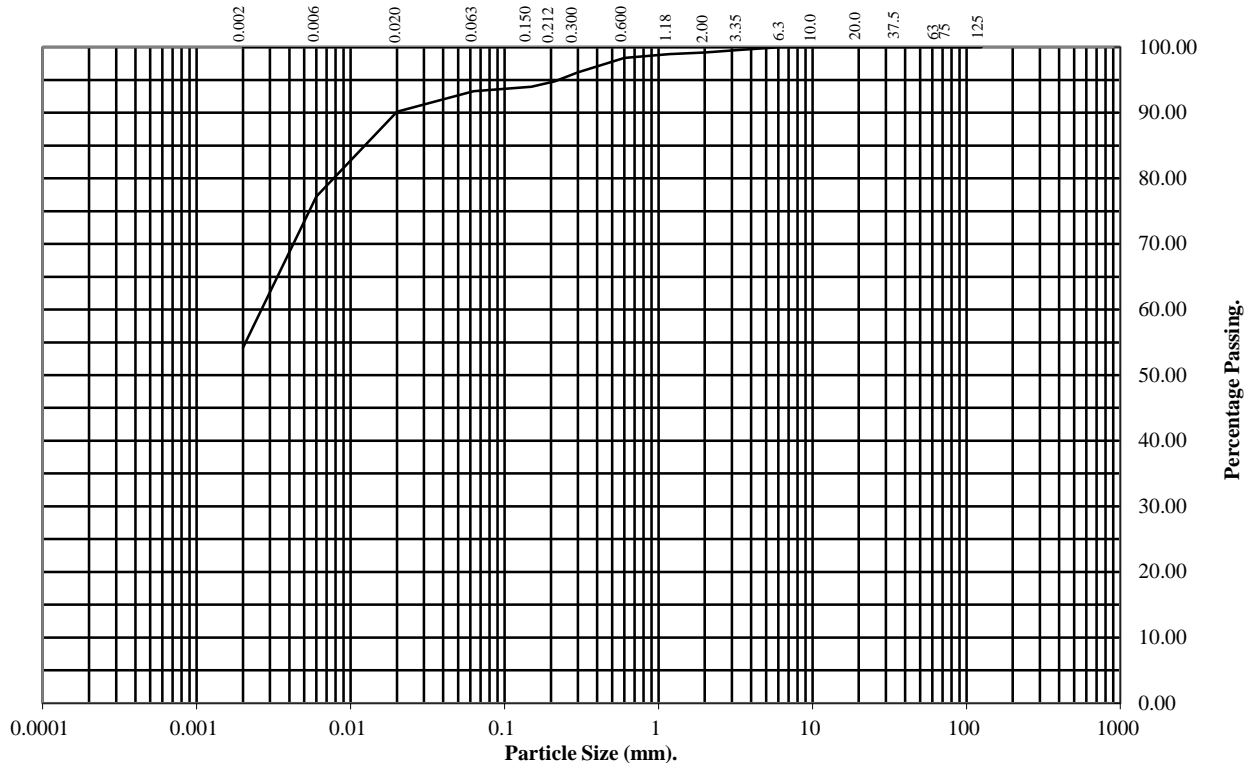
BS1377 : Part 2 : 1990

Wet Sieve & Pipette Analysis, Clause 9.2 & 9.4

Hole Number: TP1016 **Top Depth (m):** 1.00

Sample Number: **Base Depth(m):** 1.20

Sample Type: B



BS Test Sieve (mm)	Percentage Passing
125	100
75	100
63	100
37.5	100
20	100
10	100
6.3	100
3.35	100
2	99
1.18	99
0.6	98
0.3	96
0.212	95
0.15	94
0.063	93

Particle Diameter	Percentage Passing
0.02	90
0.006	77
0.002	54

Soil Fraction	Total Percentage
Cobbles	0
Gravel	1
Sand	6
Silt	39
Clay	54

Remarks:
See Summary of Soil Descriptions



Land East of Hemel Hempstead GI

Contract No:
PSL19/7107
Client Ref:
C6515

PARTICLE SIZE DISTRIBUTION TEST

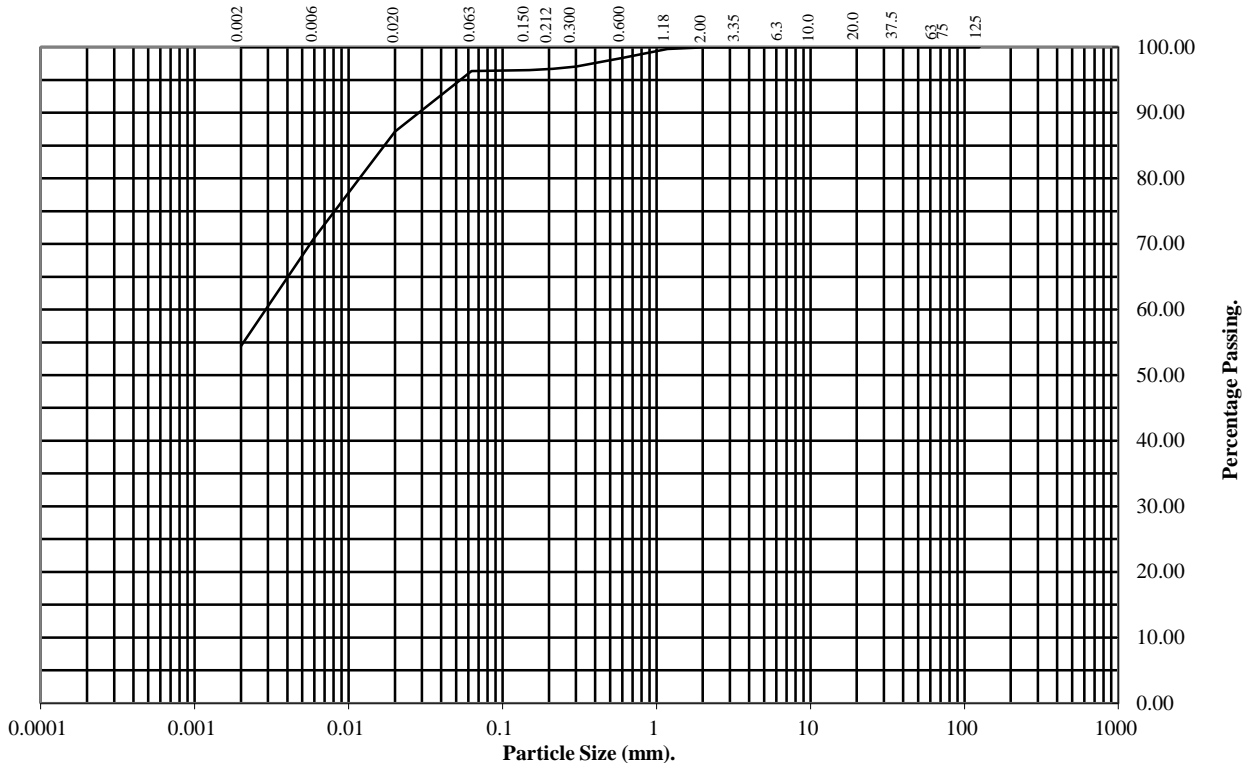
BS1377 : Part 2 : 1990

Wet Sieve & Pipette Analysis, Clause 9.2 & 9.4

Hole Number: **TP1018** Top Depth (m): **1.30**

Sample Number: Base Depth(m): **1.50**

Sample Type: **B**



BS Test Sieve (mm)	Percentage Passing
125	100
75	100
63	100
37.5	100
20	100
10	100
6.3	100
3.35	100
2	100
1.18	100
0.6	98
0.3	97
0.212	97
0.15	96
0.063	96

Particle Diameter	Percentage Passing
0.02	87
0.006	71
0.002	54

Soil Fraction	Total Percentage
Cobbles	0
Gravel	0
Sand	4
Silt	42
Clay	54

Remarks:
See Summary of Soil Descriptions



Land East of Hemel Hempstead GI

Contract No:
PSL19/7107
Client Ref:
C6515

PARTICLE SIZE DISTRIBUTION TEST

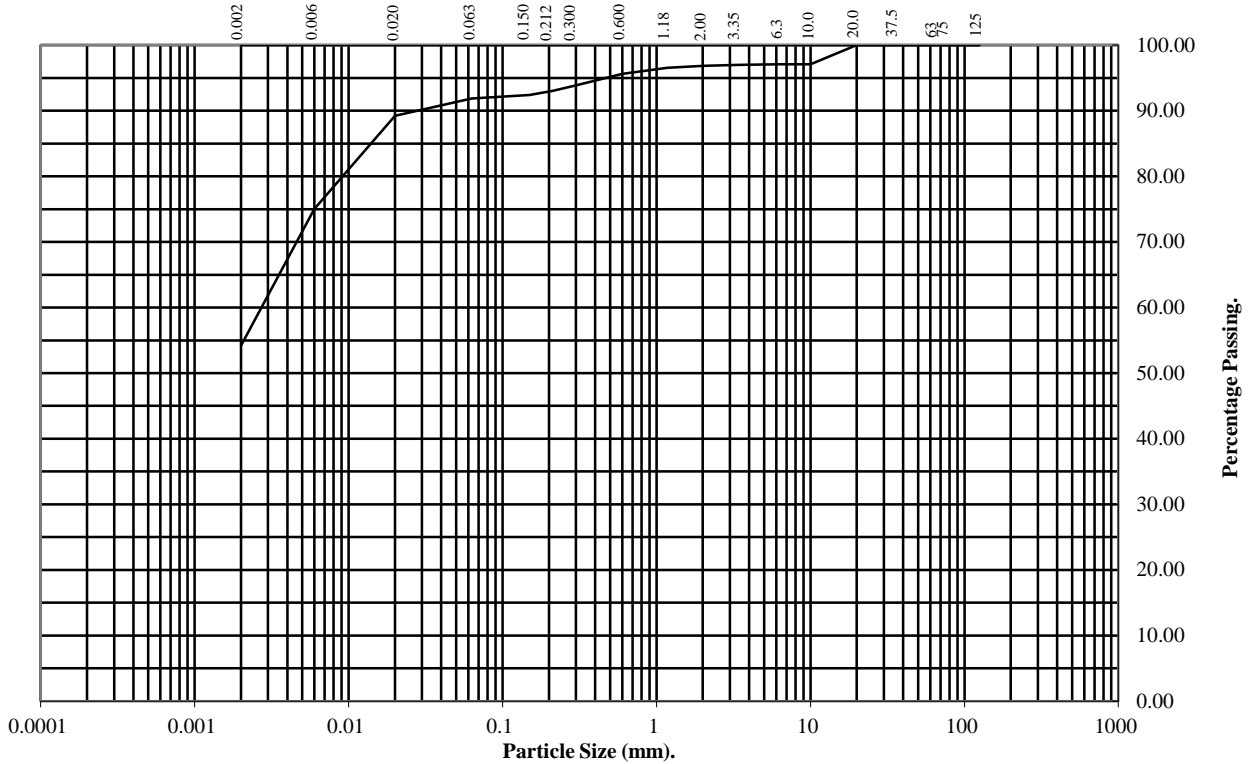
BS1377 : Part 2 : 1990

Wet Sieve & Pipette Analysis, Clause 9.2 & 9.4

Hole Number: **TP1019** Top Depth (m): **1.00**

Sample Number: Base Depth(m): **1.20**

Sample Type: **B**



BS Test Sieve (mm)	Percentage Passing
125	100
75	100
63	100
37.5	100
20	100
10	97
6.3	97
3.35	97
2	97
1.18	97
0.6	96
0.3	94
0.212	93
0.15	92
0.063	92

Particle Diameter	Percentage Passing
0.02	89
0.006	75
0.002	54

Soil Fraction	Total Percentage
Cobbles	0
Gravel	3
Sand	5
Silt	38
Clay	54

Remarks:
See Summary of Soil Descriptions



Land East of Hemel Hempstead GI

Contract No:
PSL19/7107
Client Ref:
C6515

PARTICLE SIZE DISTRIBUTION TEST

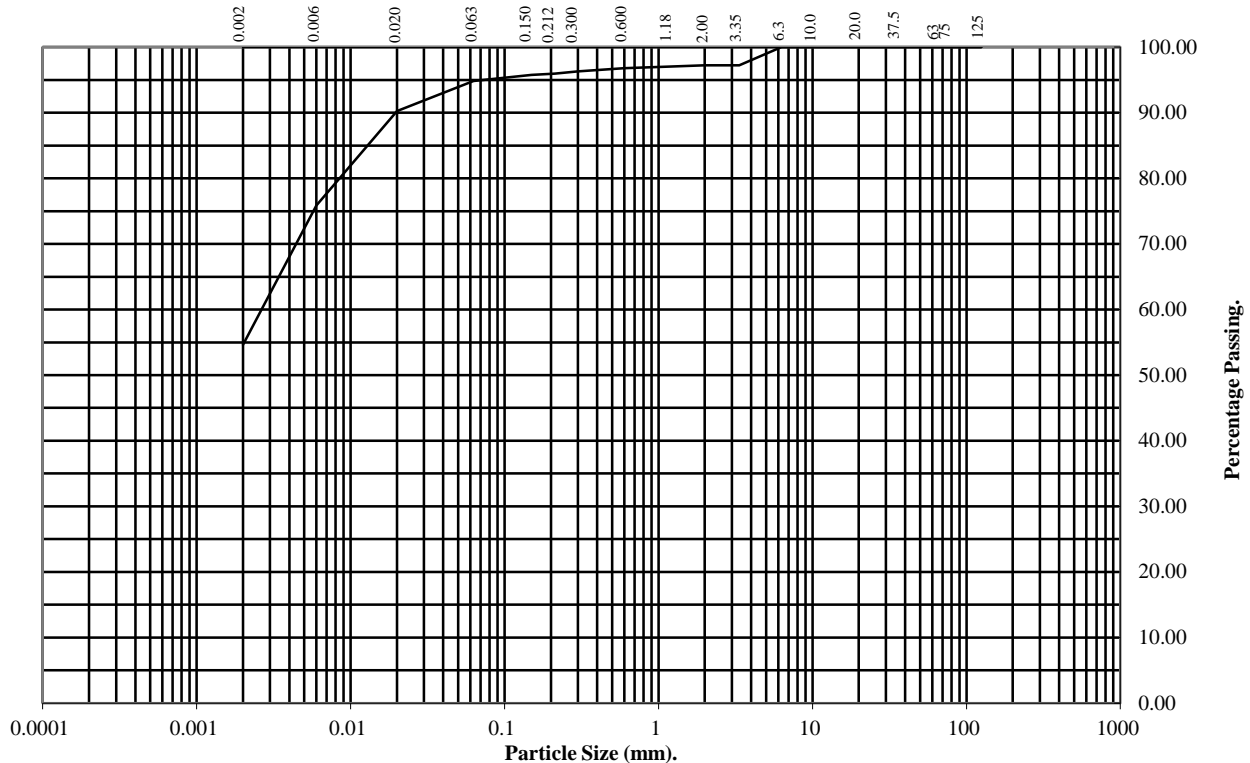
BS1377 : Part 2 : 1990

Wet Sieve & Pipette Analysis, Clause 9.2 & 9.4

Hole Number: TP1022 **Top Depth (m):** 0.40

Sample Number: **Base Depth(m):** 0.50

Sample Type: B



BS Test Sieve (mm)	Percentage Passing
125	100
75	100
63	100
37.5	100
20	100
10	100
6.3	100
3.35	97
2	97
1.18	97
0.6	97
0.3	96
0.212	96
0.15	96
0.063	95

Particle Diameter	Percentage Passing
0.02	90
0.006	76
0.002	55

Soil Fraction	Total Percentage
Cobbles	0
Gravel	3
Sand	2
Silt	40
Clay	55

Remarks:
See Summary of Soil Descriptions



Land East of Hemel Hempstead GI

Contract No:
PSL19/7107
Client Ref:
C6515

PARTICLE SIZE DISTRIBUTION TEST

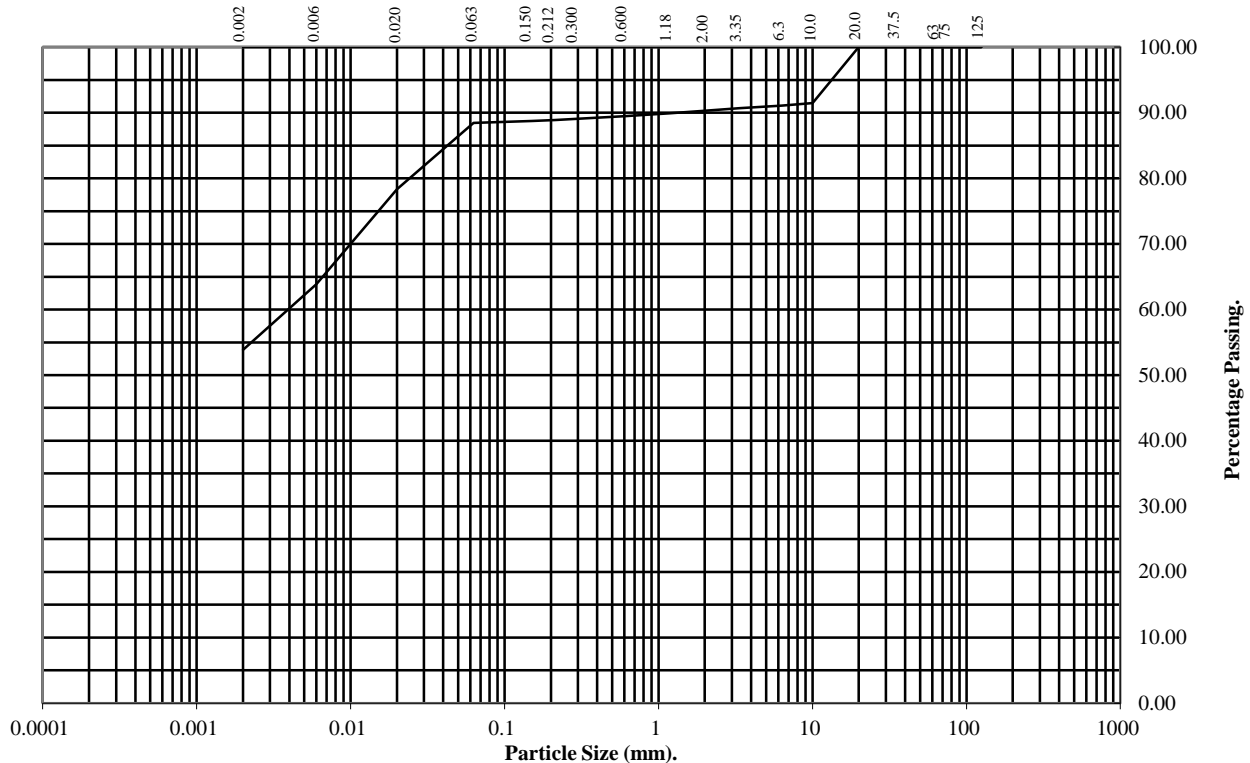
BS1377 : Part 2 : 1990

Wet Sieve & Pipette Analysis, Clause 9.2 & 9.4

Hole Number: **TP1042** Top Depth (m): **0.40**

Sample Number: Base Depth(m): **0.50**

Sample Type: **B**



BS Test Sieve (mm)	Percentage Passing
125	100
75	100
63	100
37.5	100
20	100
10	91
6.3	91
3.35	91
2	90
1.18	90
0.6	89
0.3	89
0.212	89
0.15	89
0.063	88

Particle Diameter	Percentage Passing
0.02	78
0.006	64
0.002	54

Soil Fraction	Total Percentage
Cobbles	0
Gravel	10
Sand	2
Silt	34
Clay	54

Remarks:
See Summary of Soil Descriptions



Land East of Hemel Hempstead GI

Contract No:
PSL19/7107
Client Ref:
C6515

PARTICLE SIZE DISTRIBUTION TEST

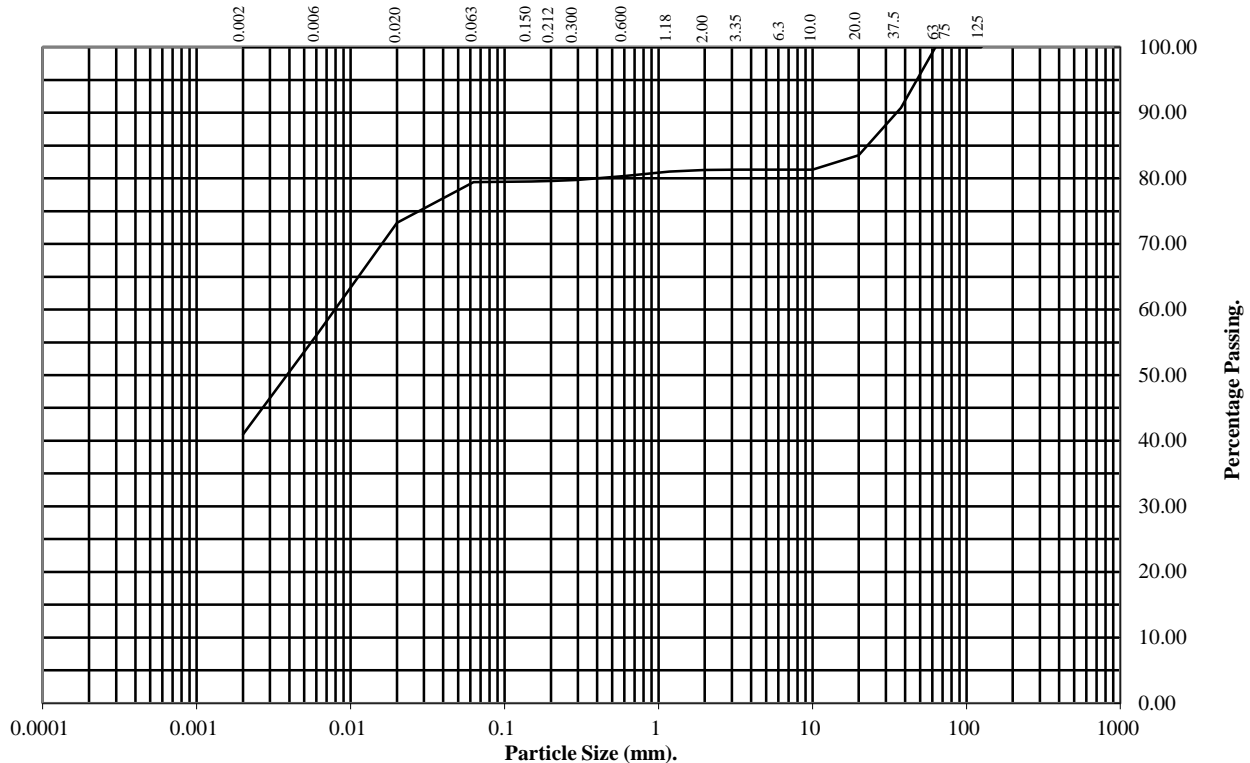
BS1377 : Part 2 : 1990

Wet Sieve & Pipette Analysis, Clause 9.2 & 9.4

Hole Number: TP1048 **Top Depth (m):** 1.00

Sample Number: **Base Depth(m):** 1.20

Sample Type: B



BS Test Sieve (mm)	Percentage Passing
125	100
75	100
63	100
37.5	91
20	84
10	81
6.3	81
3.35	81
2	81
1.18	81
0.6	80
0.3	80
0.212	80
0.15	80
0.063	79

Particle Diameter	Percentage Passing
0.02	73
0.006	56
0.002	41

Soil Fraction	Total Percentage
Cobbles	0
Gravel	19
Sand	2
Silt	38
Clay	41

Remarks:
See Summary of Soil Descriptions



Land East of Hemel Hempstead GI

Contract No:
PSL19/7107
Client Ref:
C6515

PARTICLE SIZE DISTRIBUTION TEST

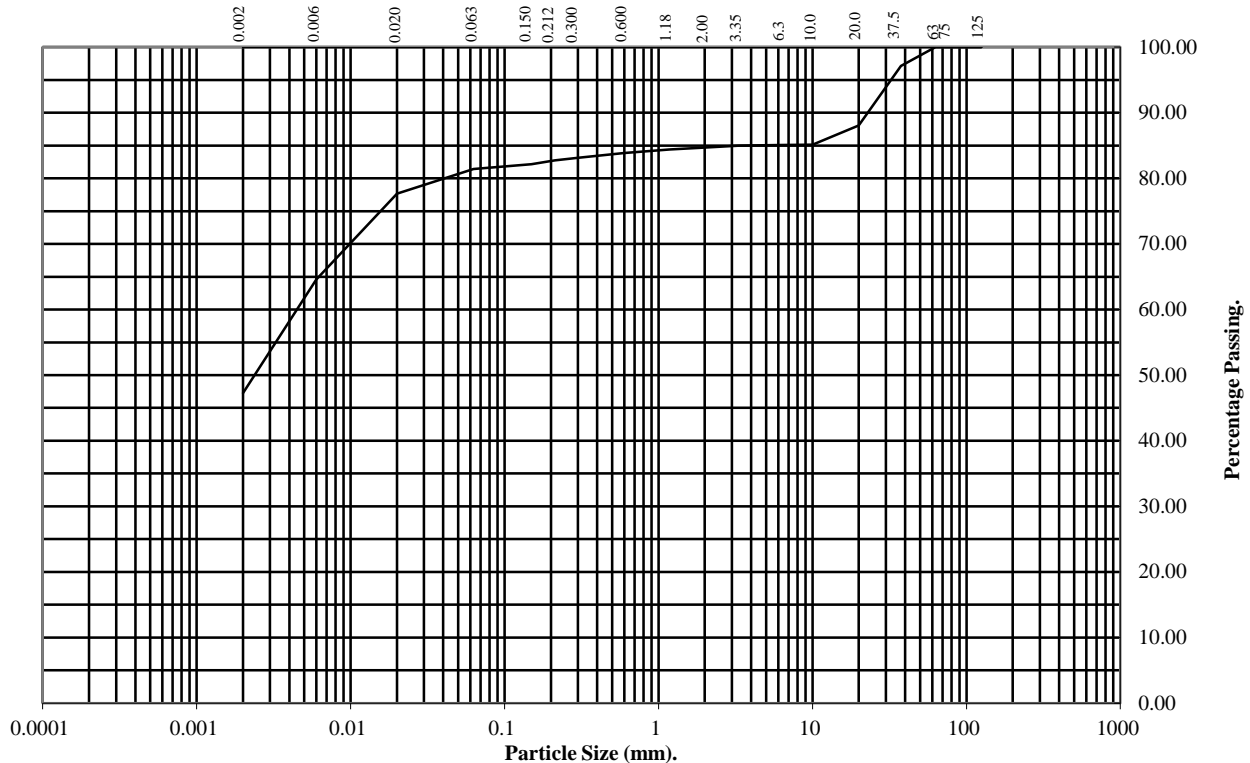
BS1377 : Part 2 : 1990

Wet Sieve & Pipette Analysis, Clause 9.2 & 9.4

Hole Number: TP1060 **Top Depth (m):** 1.00

Sample Number: **Base Depth(m):**

Sample Type: B



BS Test Sieve (mm)	Percentage Passing
125	100
75	100
63	100
37.5	97
20	88
10	85
6.3	85
3.35	85
2	85
1.18	84
0.6	84
0.3	83
0.212	83
0.15	82
0.063	81

Particle Diameter	Percentage Passing
0.02	78
0.006	65
0.002	47

Soil Fraction	Total Percentage
Cobbles	0
Gravel	15
Sand	4
Silt	34
Clay	47

Remarks:
See Summary of Soil Descriptions



Land East of Hemel Hempstead GI

Contract No:
PSL19/7107
Client Ref:
C6515

PARTICLE SIZE DISTRIBUTION TEST

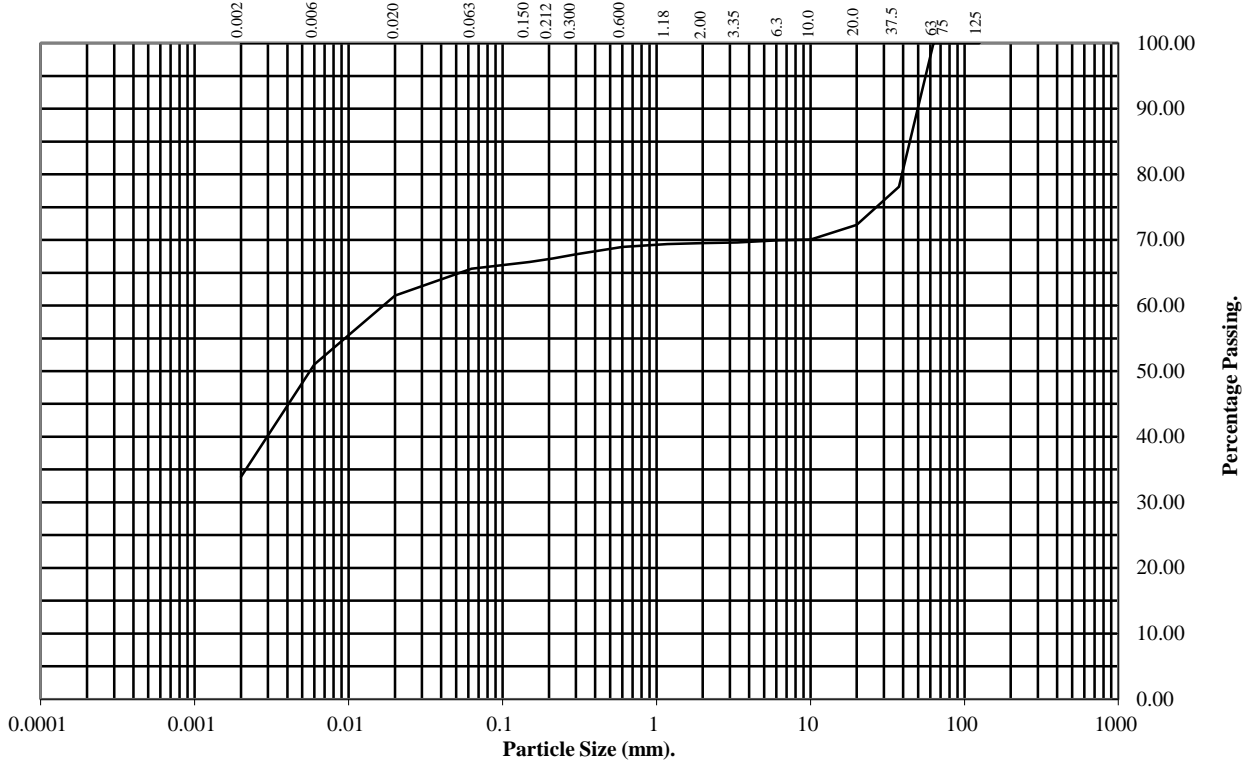
BS1377 : Part 2 : 1990

Wet Sieve & Pipette Analysis, Clause 9.2 & 9.4

Hole Number: **TP1067** Top Depth (m): **0.80**

Sample Number: Base Depth(m): **0.90**

Sample Type: **B**



BS Test Sieve (mm)	Percentage Passing
125	100
75	100
63	100
37.5	78
20	72
10	70
6.3	70
3.35	70
2	70
1.18	69
0.6	69
0.3	68
0.212	67
0.15	67
0.063	66

Particle Diameter	Percentage Passing
0.02	62
0.006	51
0.002	34

Soil Fraction	Total Percentage
Cobbles	0
Gravel	30
Sand	4
Silt	32
Clay	34

Remarks:
See Summary of Soil Descriptions



Land East of Hemel Hempstead GI

Contract No:
PSL19/7107
Client Ref:
C6515

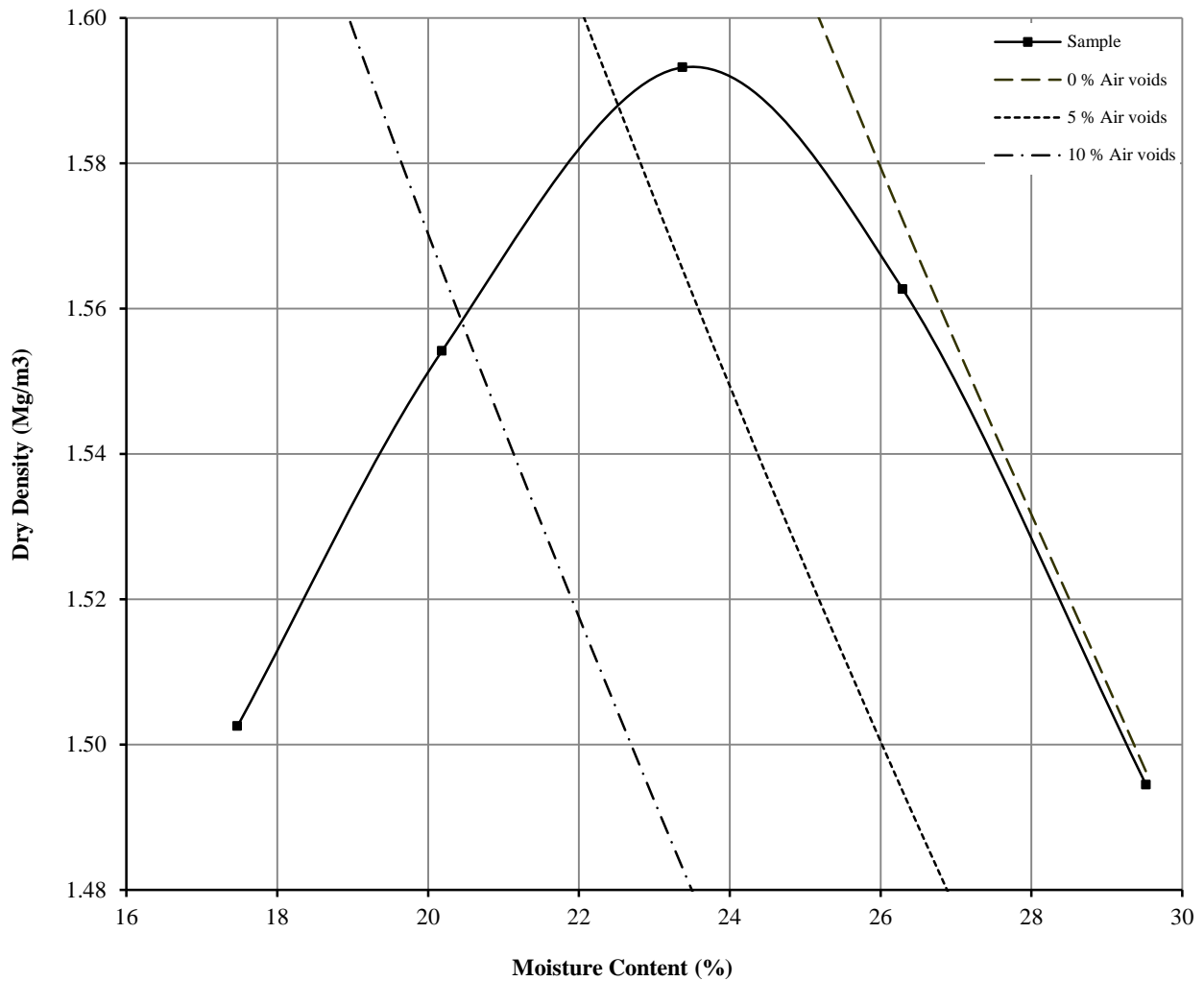
DRY DENSITY / MOISTURE CONTENT RELATIONSHIP

BS 1377 : Part 4 : Clause 3.6 : 1990

Hole Number: TP1005 Top Depth (m) : 0.40

Sample Number: Base Depth (m) : 0.50

Sample Type: B



Initial Moisture Content:	30	Method of Compaction:	4.5kg	Separate Samples
Particle Density (Mg/m ³):	2.68	Assumed	Material Retained on 37.5 mm Test Sieve (%):	9
Maximum Dry Density (Mg/m ³):	1.59	Material Retained on 20.0 mm Test Sieve (%):	6	
Optimum Moisture Content (%):	23			
Remarks				
See summary of soil descriptions.				



Land East of Hemel Hempstead GI

Contract
PSL19/7107
Client Ref
C6515

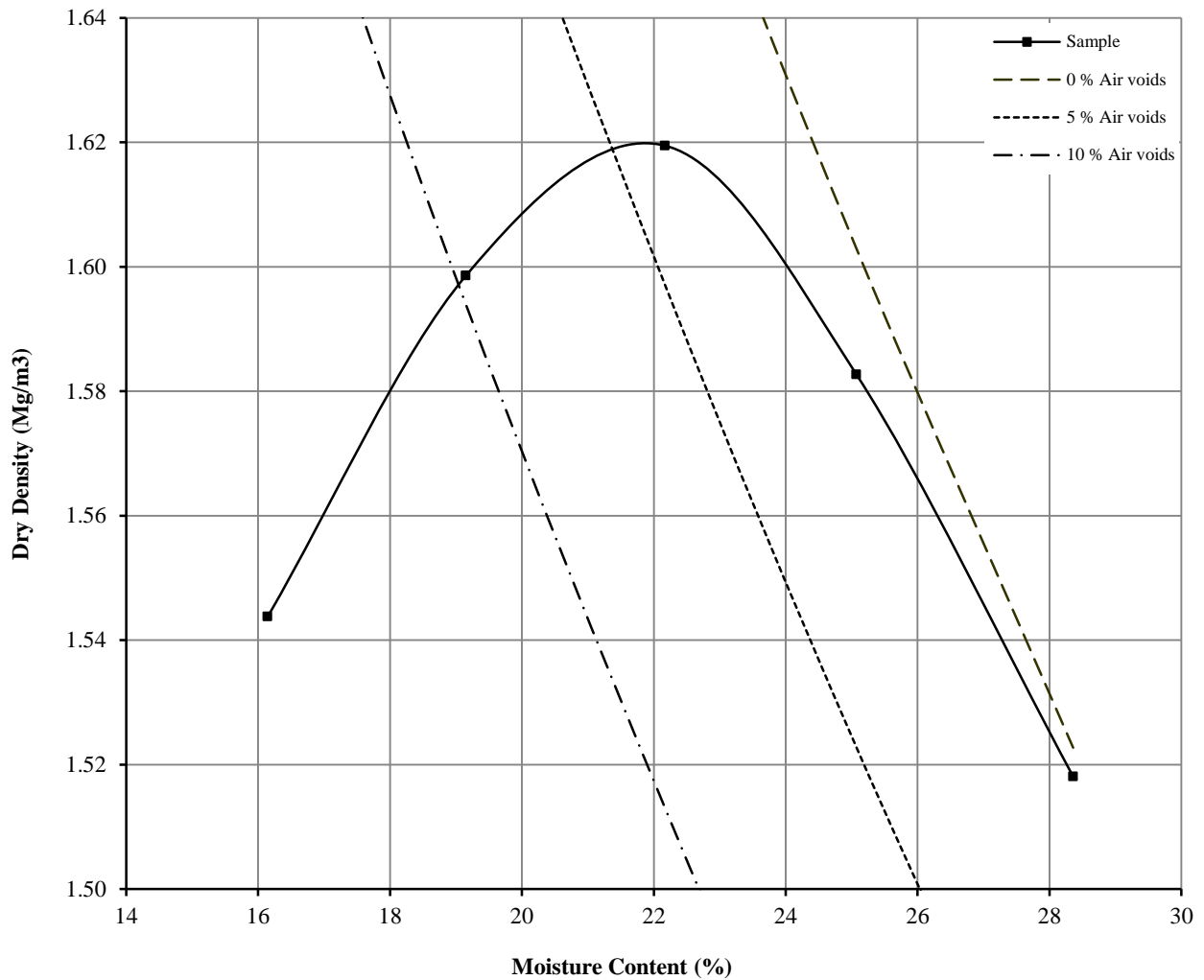
DRY DENSITY / MOISTURE CONTENT RELATIONSHIP

BS 1377 : Part 4 : Clause 3.6 : 1990

Hole Number: TP1007 Top Depth (m) : 2.10

Sample Number: Base Depth (m) : 2.20

Sample Type: B



Initial Moisture Content:	28	Method of Compaction:	4.5kg	Separate Samples
Particle Density (Mg/m ³):	2.68	Assumed	Material Retained on 37.5 mm Test Sieve (%):	7
Maximum Dry Density (Mg/m ³):	1.62	Material Retained on 20.0 mm Test Sieve (%):	7	
Optimum Moisture Content (%):	22			
Remarks				
See summary of soil descriptions.				



Land East of Hemel Hempstead GI

Contract
PSL19/7107
Client Ref
C6515

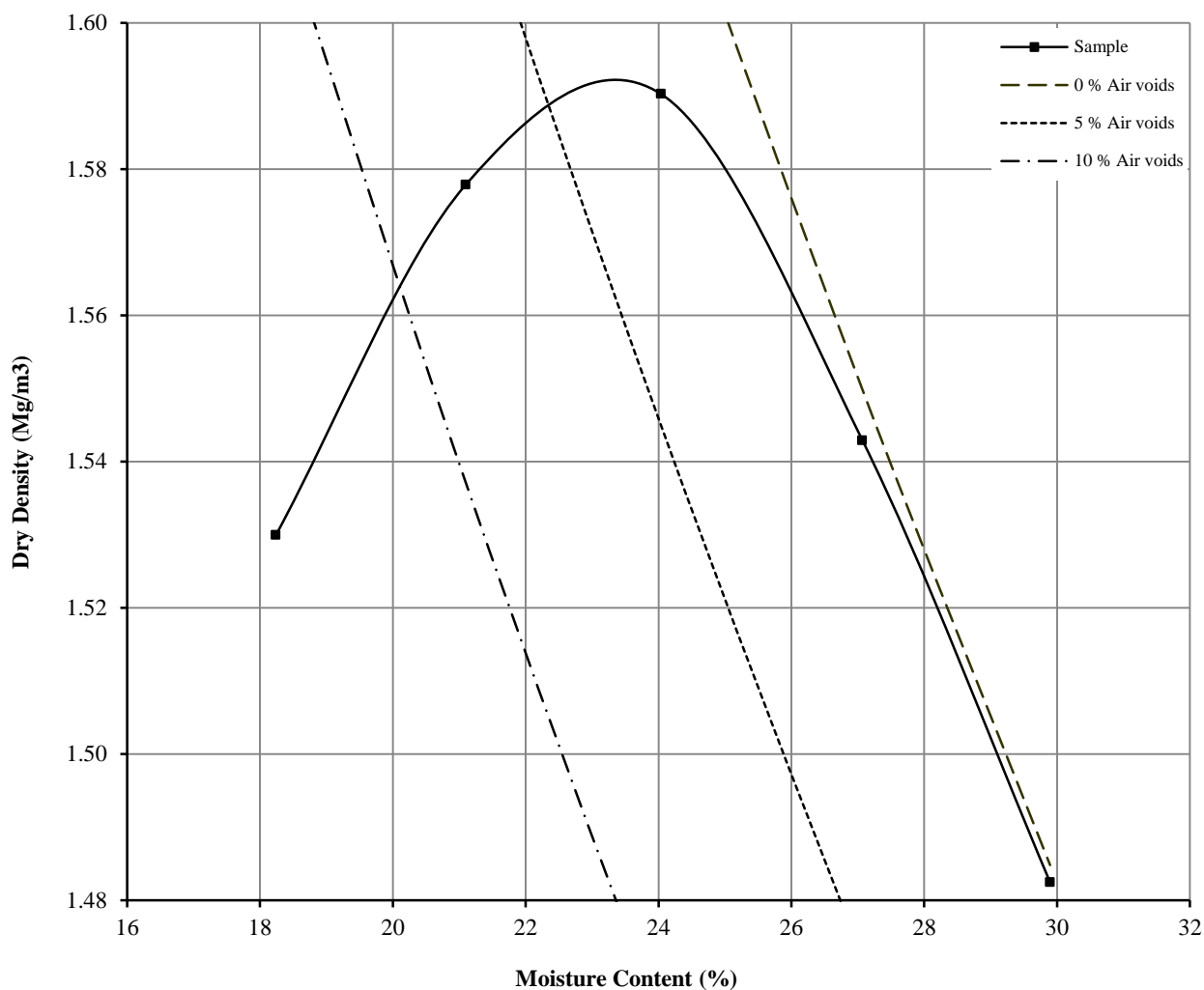
DRY DENSITY / MOISTURE CONTENT RELATIONSHIP

BS 1377 : Part 4 : Clause 3.5 : 1990


Hole Number: TP1008 Top Depth (m) : 1.00

Sample Number: Base Depth (m) : 1.10

Sample Type: B



Initial Moisture Content:	27	Method of Compaction:	4.5kg	Separate Samples
Particle Density (Mg/m ³):	2.67	Assumed	Material Retained on 37.5 mm Test Sieve (%):	0
Maximum Dry Density (Mg/m ³):	1.59		Material Retained on 20.0 mm Test Sieve (%):	0
Optimum Moisture Content (%):	24			
Remarks See summary of soil descriptions.				



Land East of Hemel Hempstead GI

Contract
PSL19/7107
Client Ref
C6515

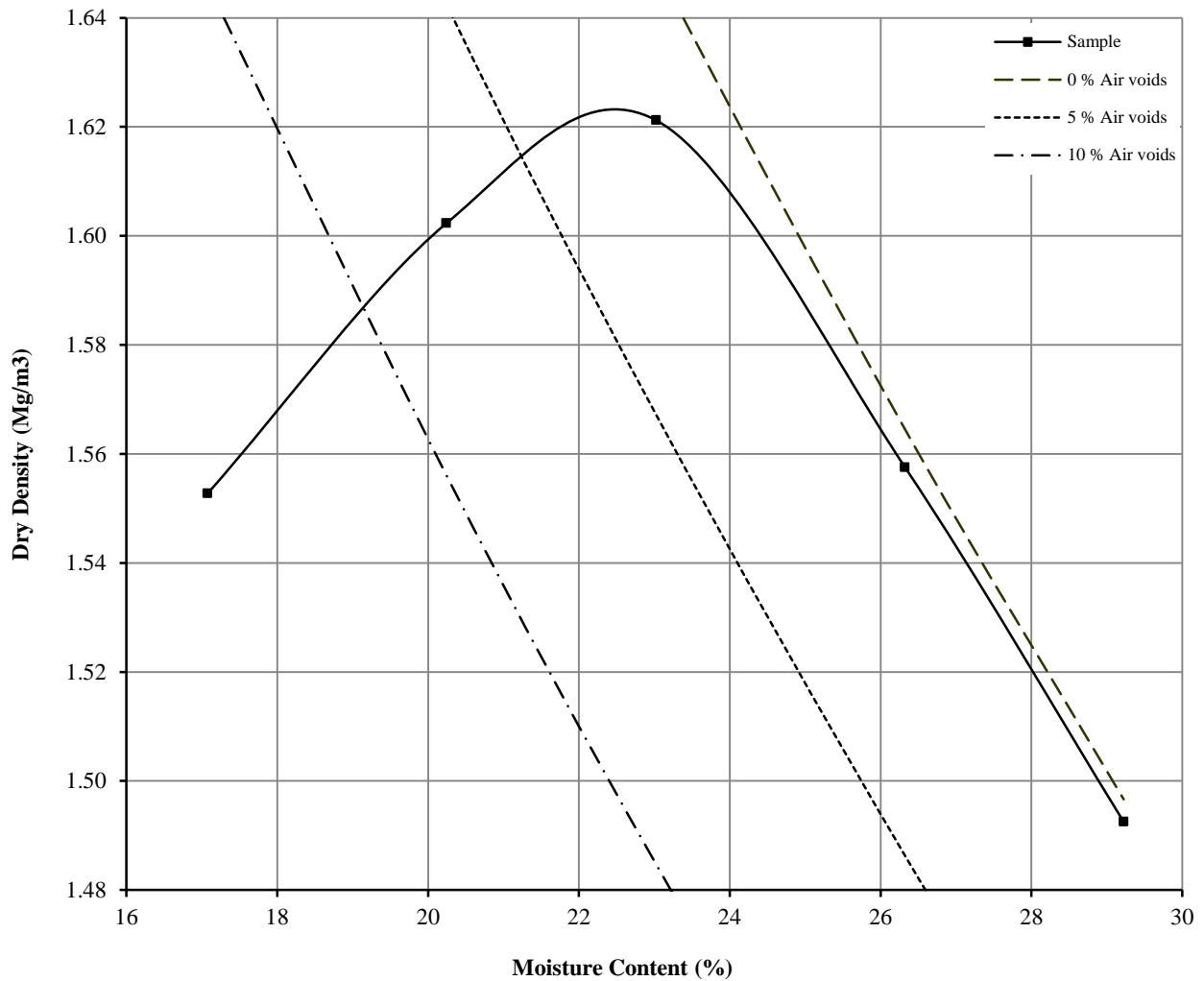
DRY DENSITY / MOISTURE CONTENT RELATIONSHIP

BS 1377 : Part 4 : Clause 3.5 : 1990

Hole Number: TP1010 Top Depth (m) : 2.40

Sample Number: Base Depth (m) : 2.50

Sample Type: B



Initial Moisture Content:	26	Method of Compaction:	4.5kg	Separate Samples
Particle Density (Mg/m ³):	2.66	Assumed	Material Retained on 37.5 mm Test Sieve (%):	0
Maximum Dry Density (Mg/m ³):	1.62	Material Retained on 20.0 mm Test Sieve (%):	0	
Optimum Moisture Content (%):	23			
Remarks				
See summary of soil descriptions.				



Land East of Hemel Hempstead GI

Contract
PSL19/7107
Client Ref
C6515

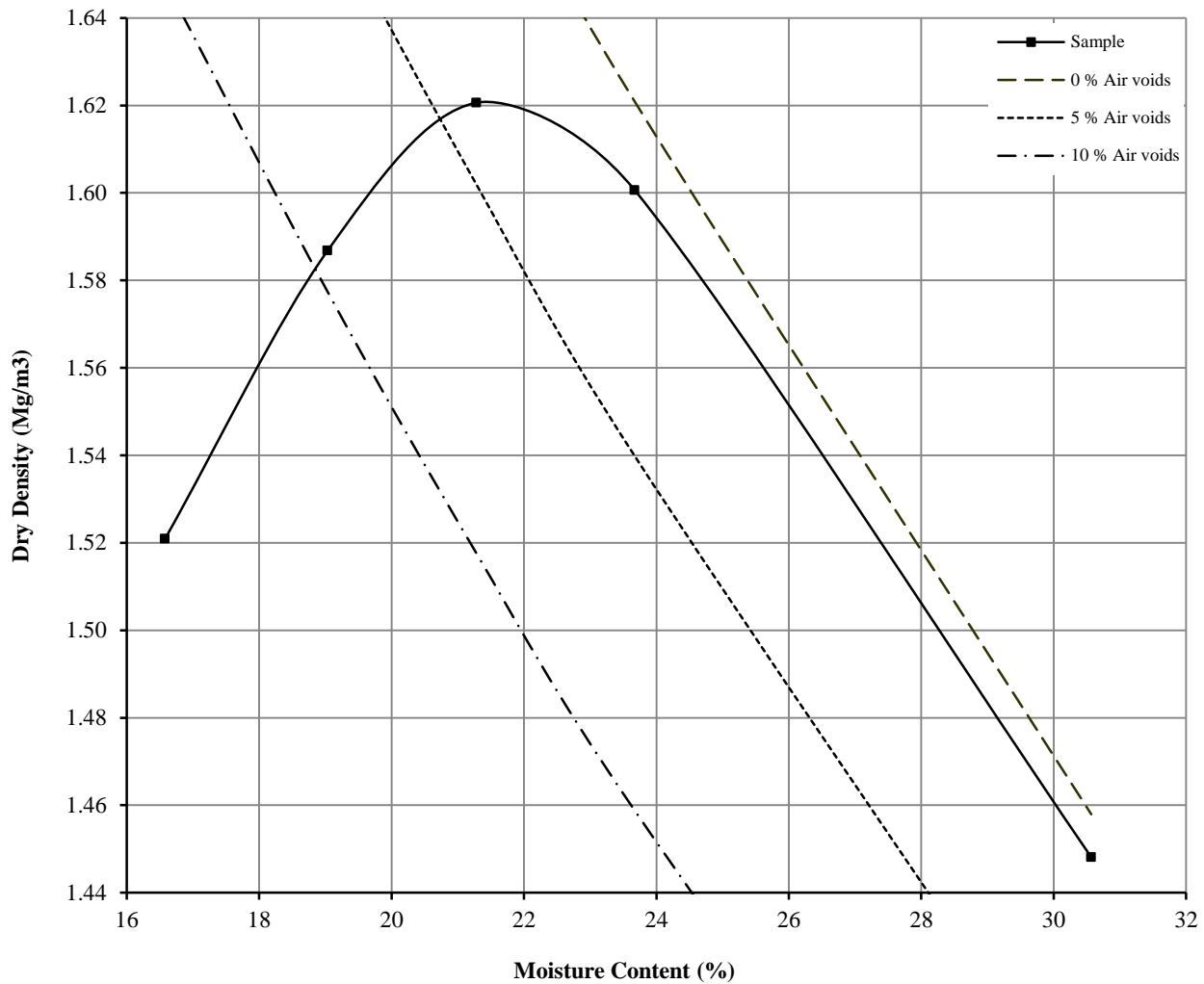
DRY DENSITY / MOISTURE CONTENT RELATIONSHIP

Non compliance with BS 1377 : Part 4 : Clause 3.6 : 1990

Hole Number: TP1012 Top Depth (m) : 3.80

Sample Number: Base Depth (m) : 4.00

Sample Type: B



Initial Moisture Content:	31	Method of Compaction:	4.5kg	Separate Samples
Particle Density (Mg/m ³):	2.63	Assumed	Material Retained on 37.5 mm Test Sieve (%):	56
Maximum Dry Density (Mg/m ³):	1.62	Material Retained on 20.0 mm Test Sieve (%):	23	
Optimum Moisture Content (%):	21			
Remarks				
See summary of soil descriptions.				



Land East of Hemel Hempstead GI

Contract
PSL19/7107
Client Ref
C6515

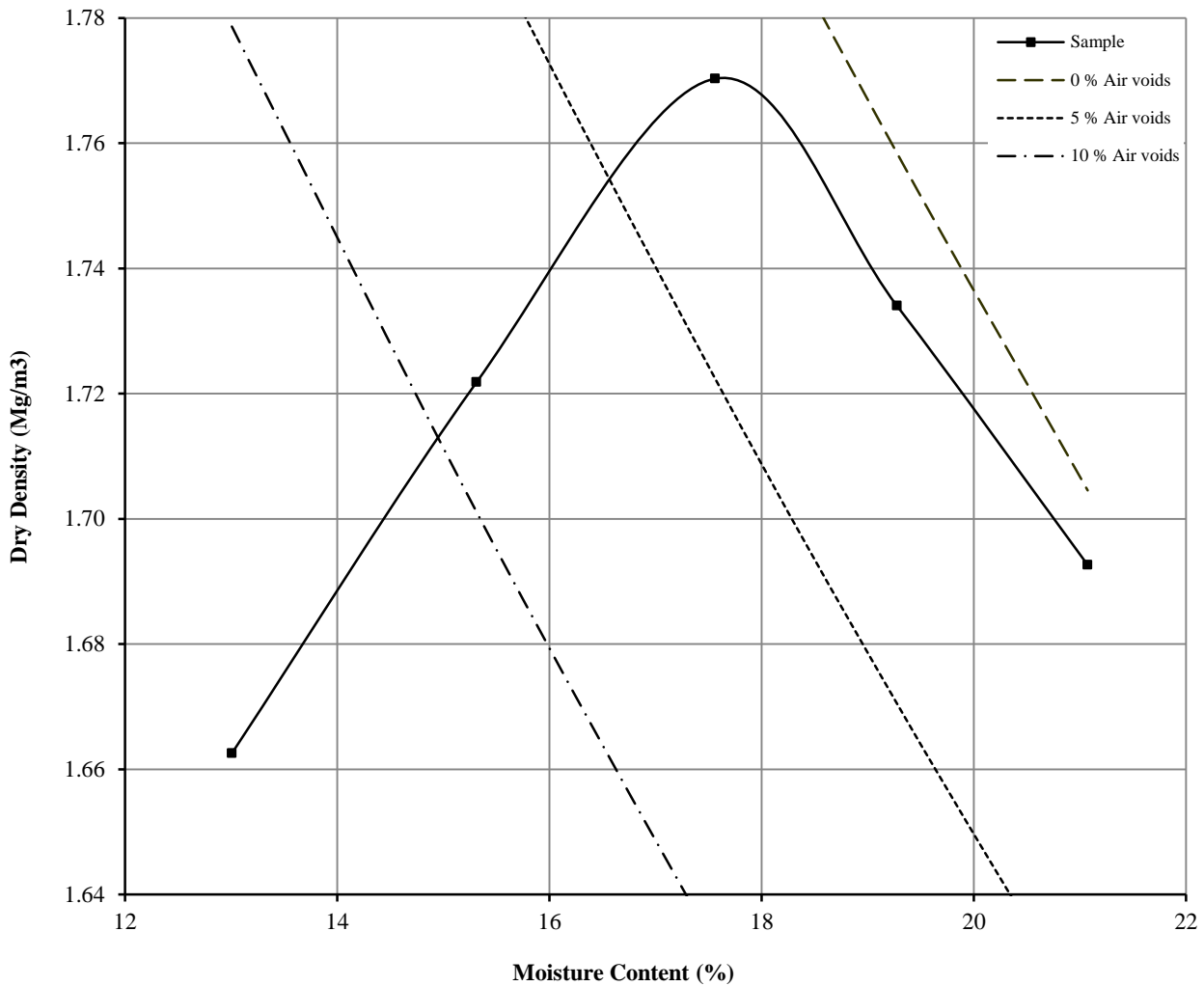
DRY DENSITY / MOISTURE CONTENT RELATIONSHIP

Non compliance with BS 1377 : Part 4 : Clause 3.6 : 1990

Hole Number: TP1014 Top Depth (m) : 3.80

Sample Number: Base Depth (m) : 4.00

Sample Type: B



Initial Moisture Content:	35	Method of Compaction:	4.5kg	Separate Samples
Particle Density (Mg/m ³):	2.66	Assumed	Material Retained on 37.5 mm Test Sieve (%):	25
Maximum Dry Density (Mg/m ³):	1.77		Material Retained on 20.0 mm Test Sieve (%):	3
Optimum Moisture Content (%):	18			
Remarks See summary of soil descriptions.				



Land East of Hemel Hempstead GI

Contract
PSL19/7107
Client Ref
C6515

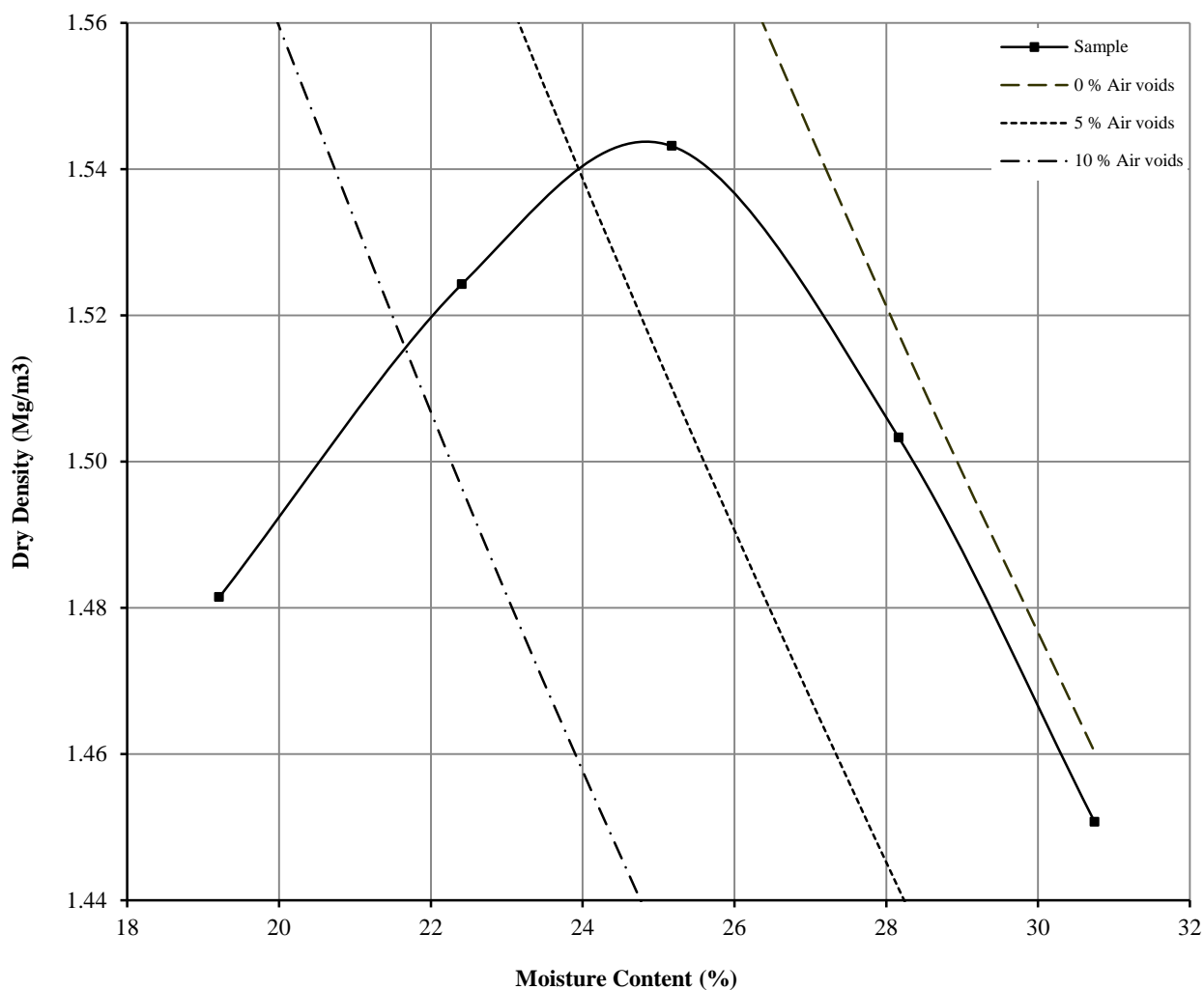
DRY DENSITY / MOISTURE CONTENT RELATIONSHIP

BS 1377 : Part 4 : Clause 3.5 : 1990

Hole Number: TP1016 Top Depth (m) : 1.00

Sample Number: Base Depth (m) : 1.20

Sample Type: B



Initial Moisture Content:	28	Method of Compaction:	4.5kg	Separate Samples
Particle Density (Mg/m ³):	2.65	Assumed	Material Retained on 37.5 mm Test Sieve (%):	0
Maximum Dry Density (Mg/m ³):	1.54	Material Retained on 20.0 mm Test Sieve (%):	0	
Optimum Moisture Content (%):	25			
Remarks See summary of soil descriptions.				



Land East of Hemel Hempstead GI

Contract
PSL19/7107
Client Ref
C6515

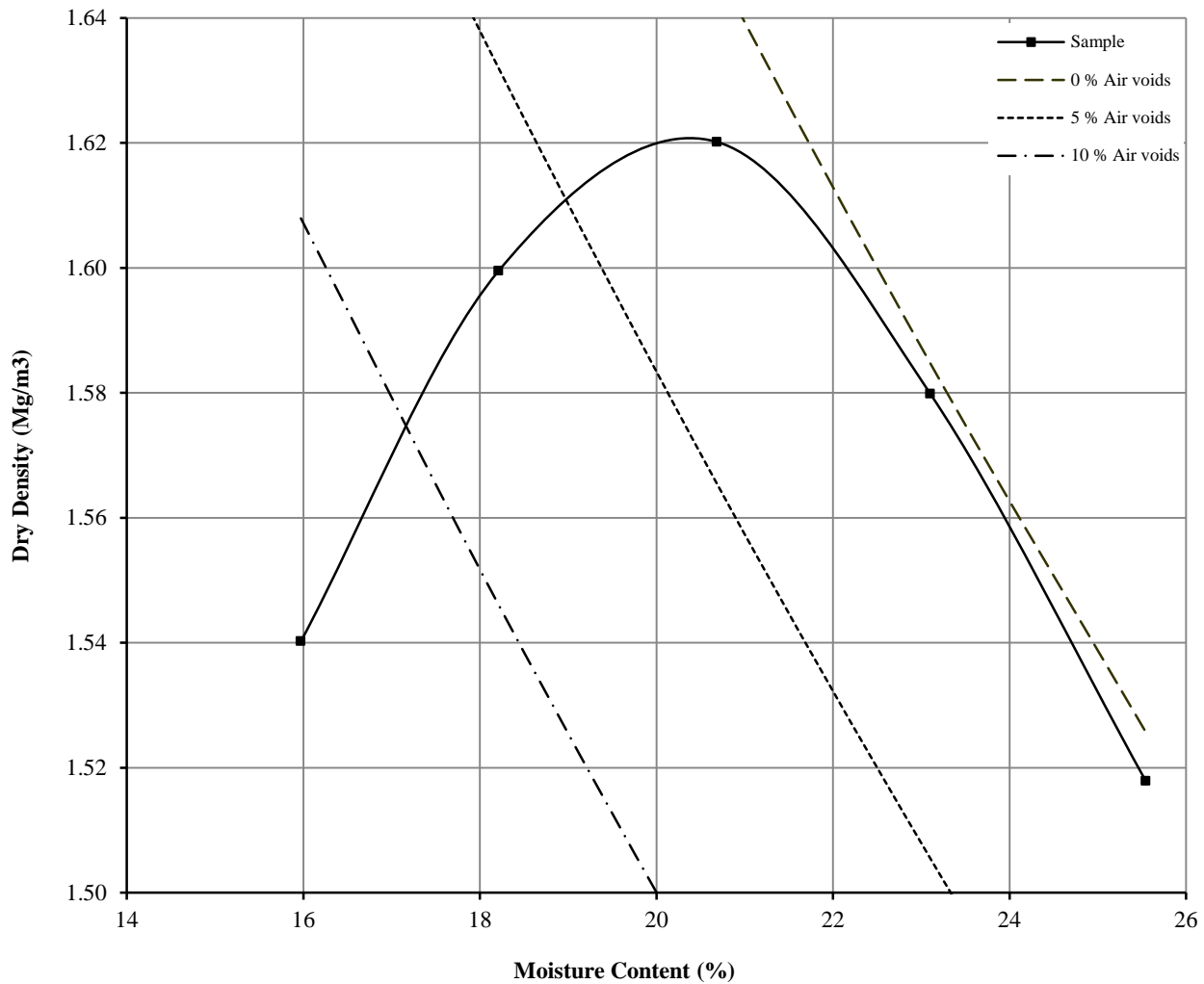
DRY DENSITY / MOISTURE CONTENT RELATIONSHIP

Non compliance with BS 1377 : Part 4 : Clause 3.6 : 1990

Hole Number: TP1016 Top Depth (m) : 2.60

Sample Number: Base Depth (m) : 2.70

Sample Type: B



Initial Moisture Content:	26	Method of Compaction:	4.5kg	Separate Samples
Particle Density (Mg/m ³):	2.50	Assumed	Material Retained on 37.5 mm Test Sieve (%):	11
Maximum Dry Density (Mg/m ³):	1.62		Material Retained on 20.0 mm Test Sieve (%):	31
Optimum Moisture Content (%):	21			
Remarks See summary of soil descriptions.				



Land East of Hemel Hempstead GI

Contract
PSL19/7107
Client Ref
C6515

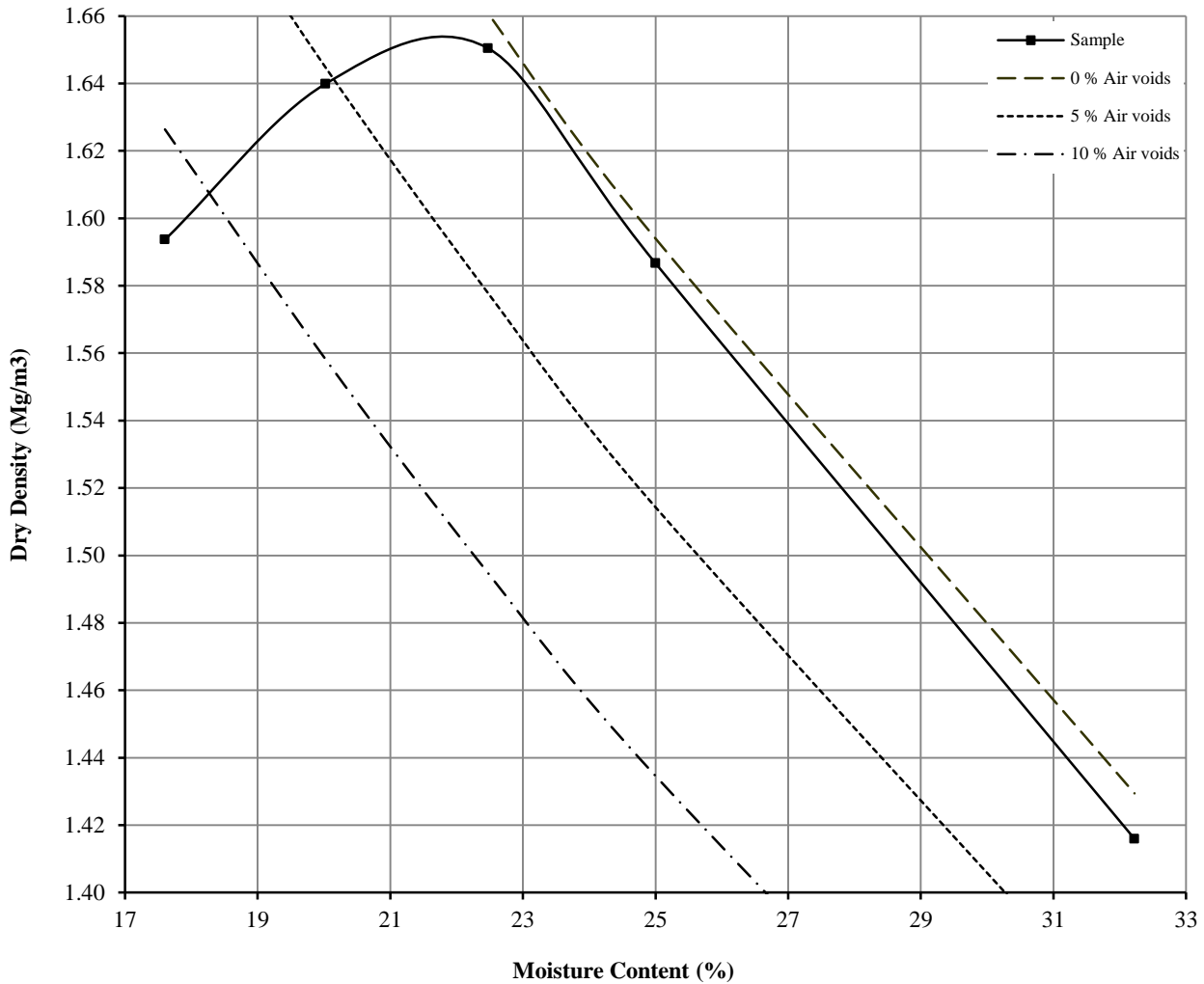
DRY DENSITY / MOISTURE CONTENT RELATIONSHIP

Non compliance with BS 1377 : Part 4 : Clause 3.6 : 1990

Hole Number: TP1016 Top Depth (m) : 3.70

Sample Number: Base Depth (m) : 3.90

Sample Type: B



Initial Moisture Content:	32	Method of Compaction:	4.5kg	Separate Samples
Particle Density (Mg/m ³):	2.65	Assumed	Material Retained on 37.5 mm Test Sieve (%):	4
Maximum Dry Density (Mg/m ³):	1.65		Material Retained on 20.0 mm Test Sieve (%):	65
Optimum Moisture Content (%):	22			
Remarks				
See summary of soil descriptions.				



Land East of Hemel Hempstead GI

Contract
PSL19/7107
Client Ref
C6515

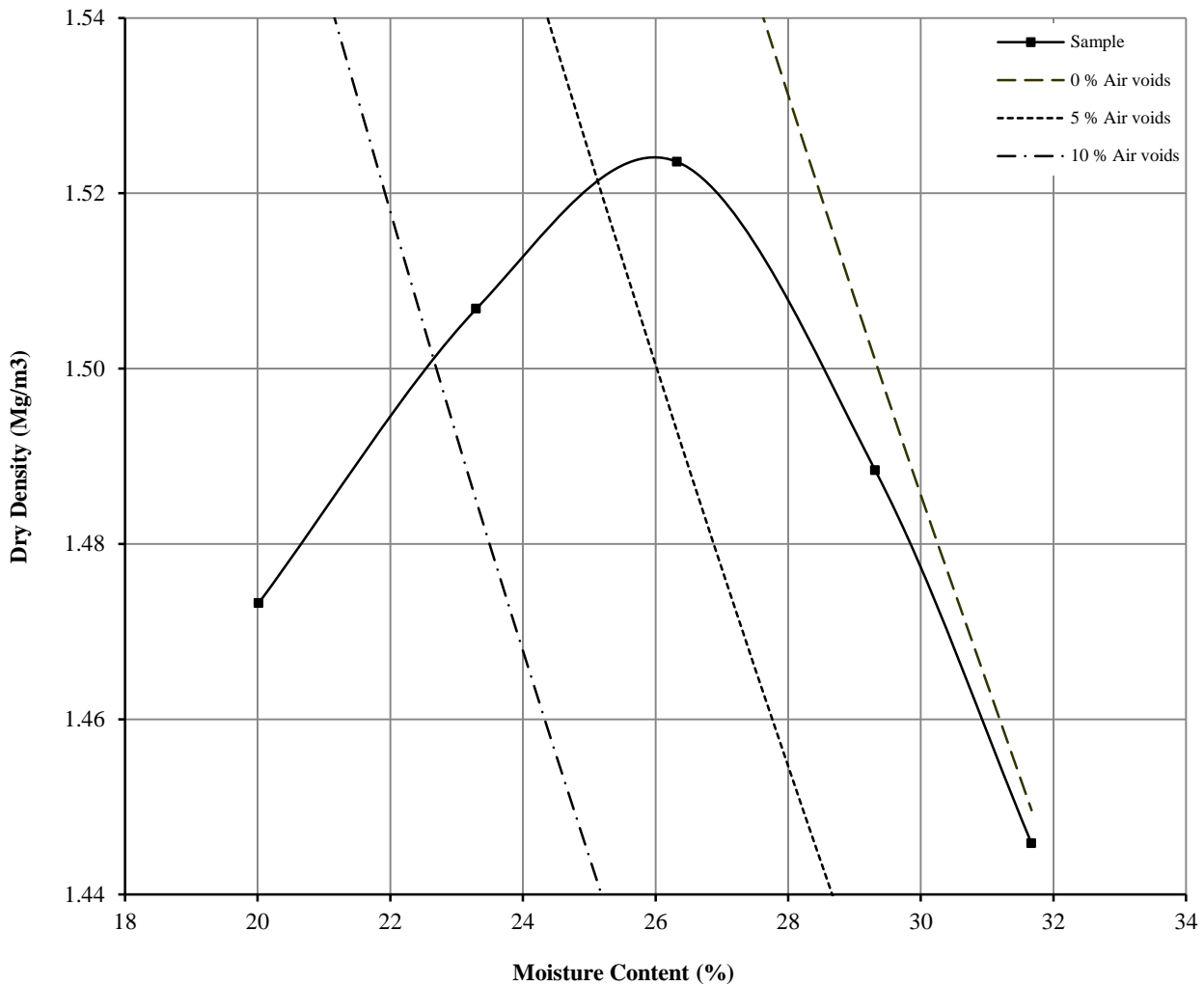
DRY DENSITY / MOISTURE CONTENT RELATIONSHIP

BS 1377 : Part 4 : Clause 3.5 : 1990

Hole Number: TP1019 Top Depth (m) : 1.00

Sample Number: Base Depth (m) : 1.20

Sample Type: B



Initial Moisture Content:	29	Method of Compaction:	4.5kg	Separate Samples
Particle Density (Mg/m ³):	2.68	Assumed	Material Retained on 37.5 mm Test Sieve (%):	0
Maximum Dry Density (Mg/m ³):	1.52	Material Retained on 20.0 mm Test Sieve (%):	0	
Optimum Moisture Content (%):	26			
Remarks				
See summary of soil descriptions.				



Land East of Hemel Hempstead GI

Contract
PSL19/7107
Client Ref
C6515

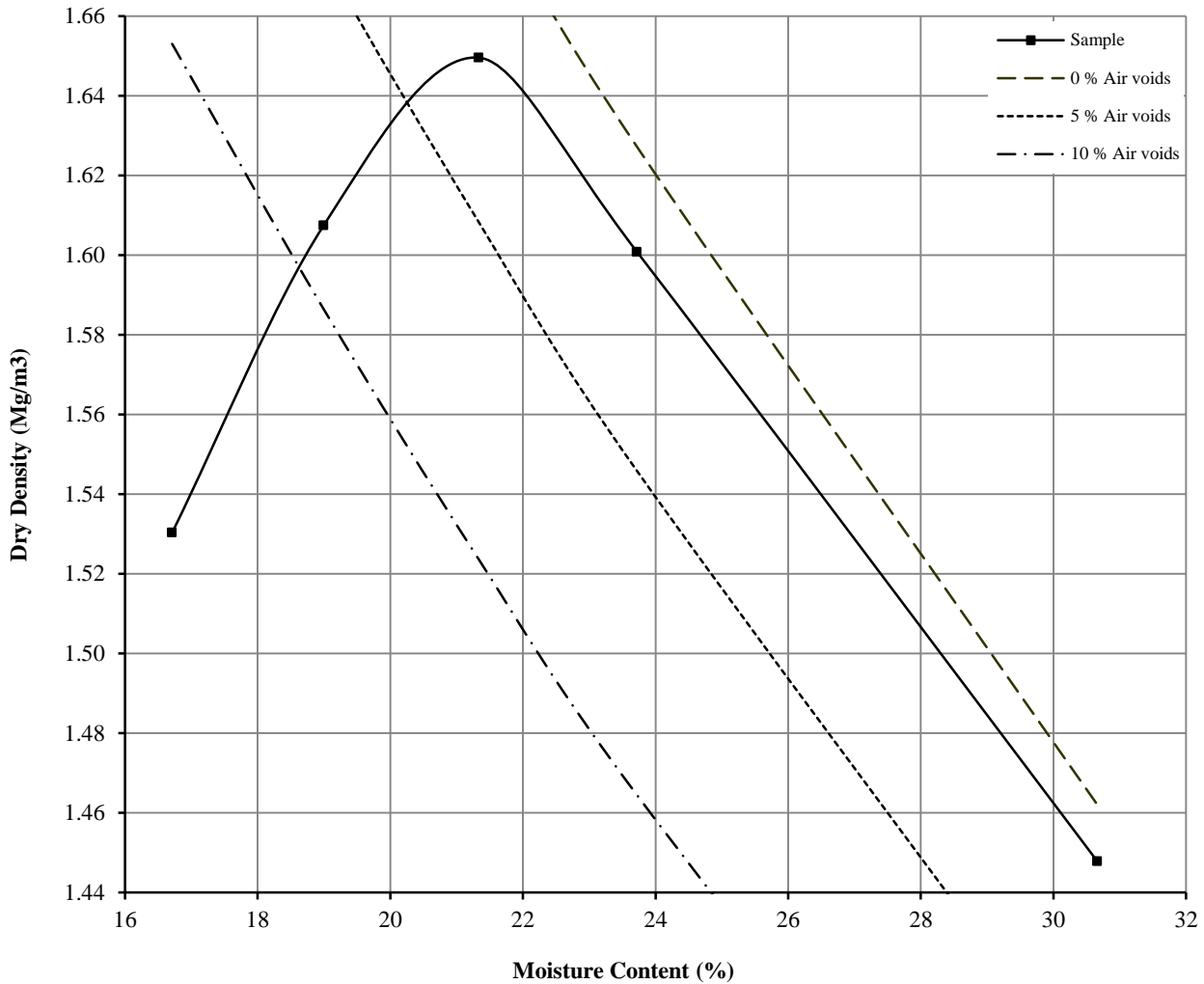
DRY DENSITY / MOISTURE CONTENT RELATIONSHIP

Non compliance with BS 1377 : Part 4 : Clause 3.6 : 1990

Hole Number: TP1019 Top Depth (m) : 2.50

Sample Number: Base Depth (m) : 2.70

Sample Type: B



Initial Moisture Content:	31	Method of Compaction:	4.5kg	Separate Samples
Particle Density (Mg/m ³):	2.65	Assumed	Material Retained on 37.5 mm Test Sieve (%):	56
Maximum Dry Density (Mg/m ³):	1.65	Material Retained on 20.0 mm Test Sieve (%):	7	
Optimum Moisture Content (%):	21			
Remarks				
See summary of soil descriptions.				



Land East of Hemel Hempstead GI

Contract
PSL19/7107
Client Ref
C6515

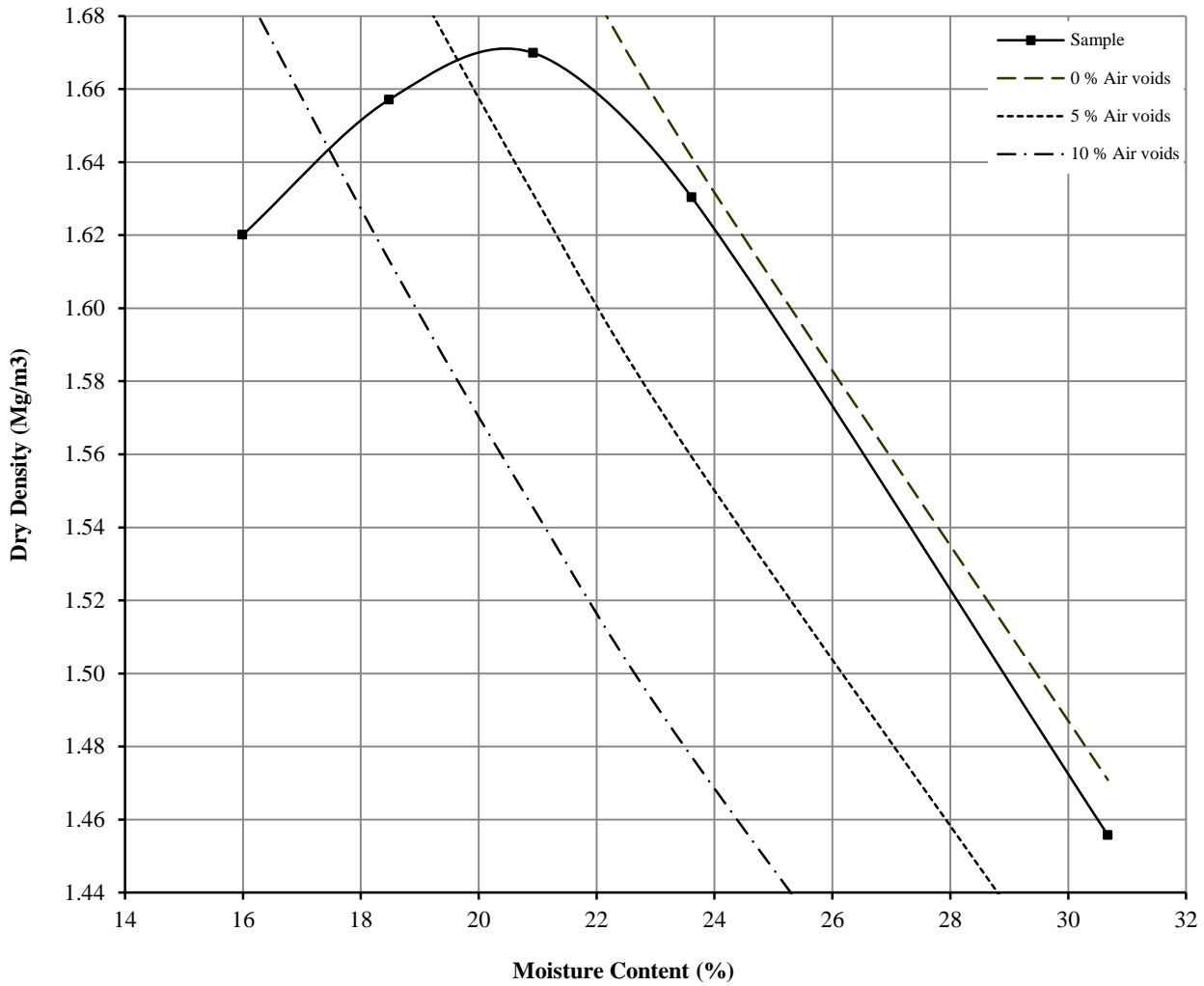
DRY DENSITY / MOISTURE CONTENT RELATIONSHIP

Non compliance with BS 1377 : Part 4 : Clause 3.6 : 1990

Hole Number: **TP1019** Top Depth (m) : **3.70**

Sample Number: Base Depth (m) : **3.90**

Sample Type: **B**



Initial Moisture Content:	31	Method of Compaction:	4.5kg	Separate Samples
Particle Density (Mg/m ³):	2.68	Assumed	Material Retained on 37.5 mm Test Sieve (%):	22
Maximum Dry Density (Mg/m ³):	1.67		Material Retained on 20.0 mm Test Sieve (%):	49
Optimum Moisture Content (%):	21			
Remarks See summary of soil descriptions.				



Land East of Hemel Hempstead GI

Contract
PSL19/7107
Client Ref
C6515

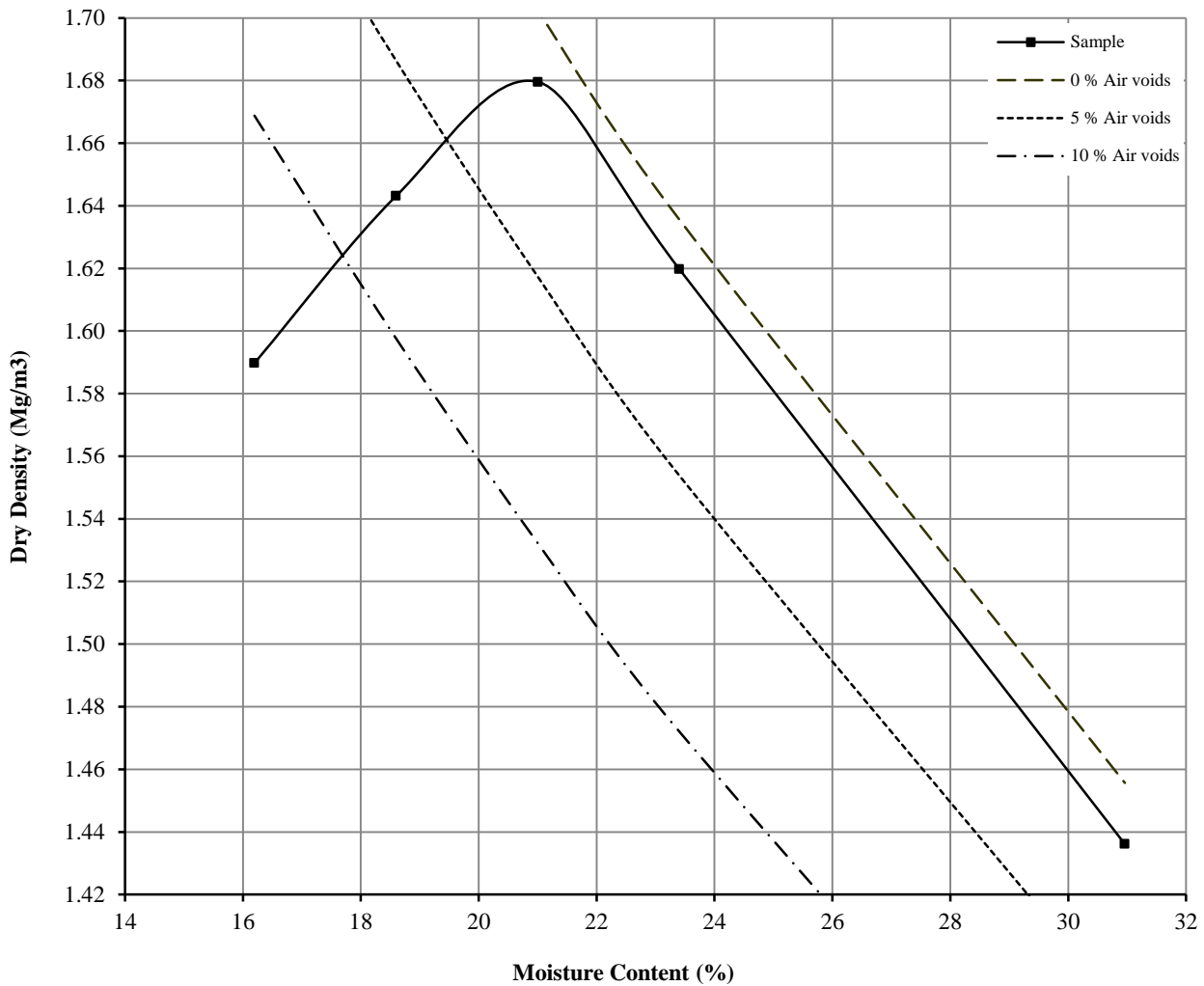
DRY DENSITY / MOISTURE CONTENT RELATIONSHIP

Non compliance with BS 1377 : Part 4 : Clause 3.6 : 1990

Hole Number: TP1020 Top Depth (m) : 3.70

Sample Number: Base Depth (m) : 3.90

Sample Type: B



Initial Moisture Content:	31	Method of Compaction:	4.5kg	Separate Samples
Particle Density (Mg/m ³):	2.65	Assumed	Material Retained on 37.5 mm Test Sieve (%):	55
Maximum Dry Density (Mg/m ³):	1.68		Material Retained on 20.0 mm Test Sieve (%):	5
Optimum Moisture Content (%):	21			
Remarks				
See summary of soil descriptions.				



Land East of Hemel Hempstead GI

Contract
PSL19/7107
Client Ref
C6515

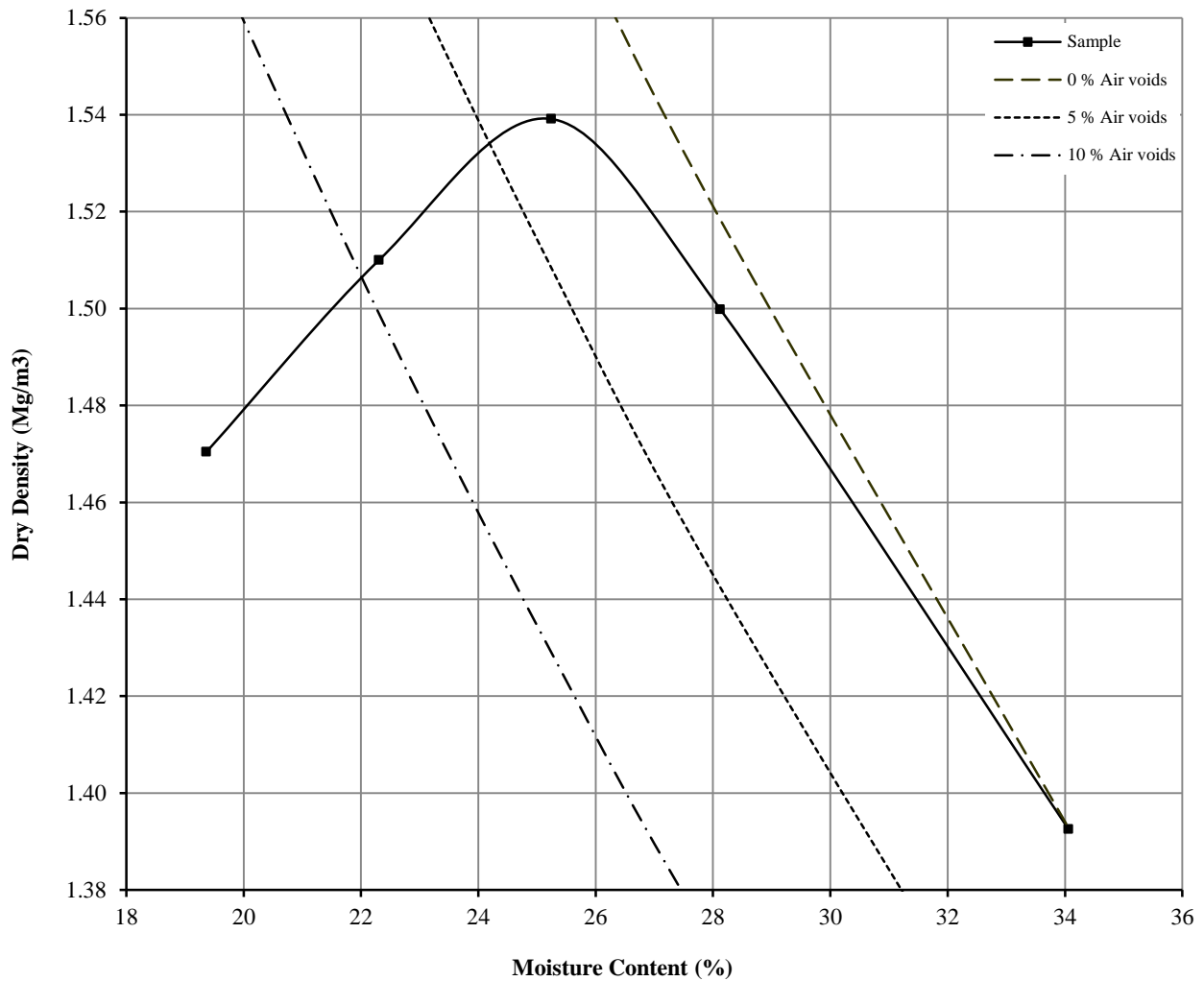
DRY DENSITY / MOISTURE CONTENT RELATIONSHIP

BS 1377 : Part 4 : Clause 3.5 : 1990

Hole Number: TP1022 Top Depth (m) : 0.40

Sample Number: Base Depth (m) : 0.50

Sample Type: B



Initial Moisture Content:	34	Method of Compaction:	4.5kg	Separate Samples
Particle Density (Mg/m ³):	2.65	Assumed	Material Retained on 37.5 mm Test Sieve (%):	0
Maximum Dry Density (Mg/m ³):	1.54		Material Retained on 20.0 mm Test Sieve (%):	0
Optimum Moisture Content (%):	25			
Remarks				
See summary of soil descriptions.				



Land East of Hemel Hempstead GI

Contract
PSL19/7107
Client Ref
C6515

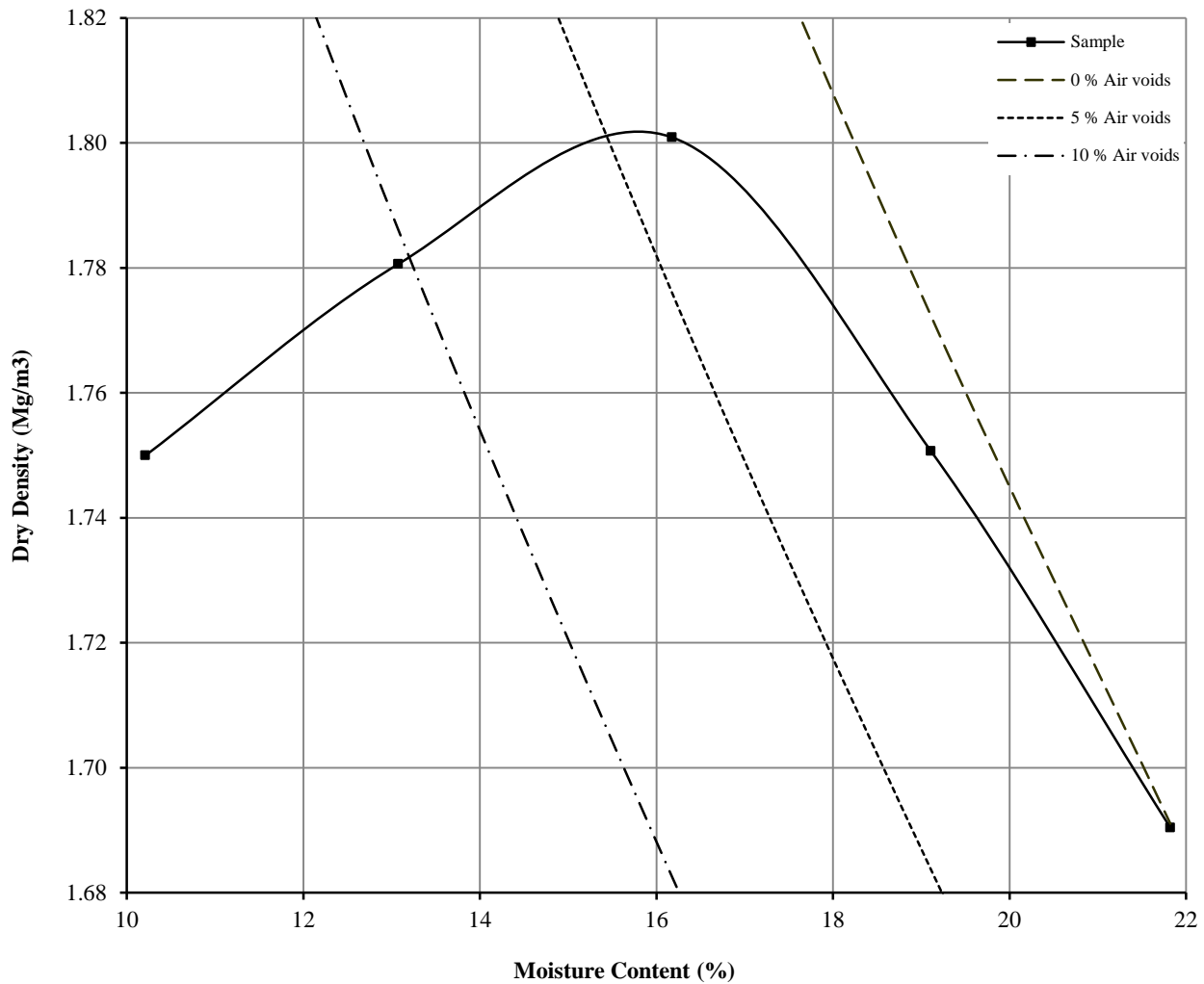
DRY DENSITY / MOISTURE CONTENT RELATIONSHIP

Non compliance with BS 1377 : Part 4 : Clause 3.6 : 1990

Hole Number: **TP1022** Top Depth (m) : **1.30**

Sample Number: Base Depth (m) : **1.40**

Sample Type: **B**



Initial Moisture Content:	41	Method of Compaction:	4.5kg	Separate Samples
Particle Density (Mg/m ³):	2.68	Assumed	Material Retained on 37.5 mm Test Sieve (%):	30
Maximum Dry Density (Mg/m ³):	1.80	Material Retained on 20.0 mm Test Sieve (%):	9	
Optimum Moisture Content (%):	16			
Remarks				
See summary of soil descriptions.				



Land East of Hemel Hempstead GI

Contract
PSL19/7107
Client Ref
C6515

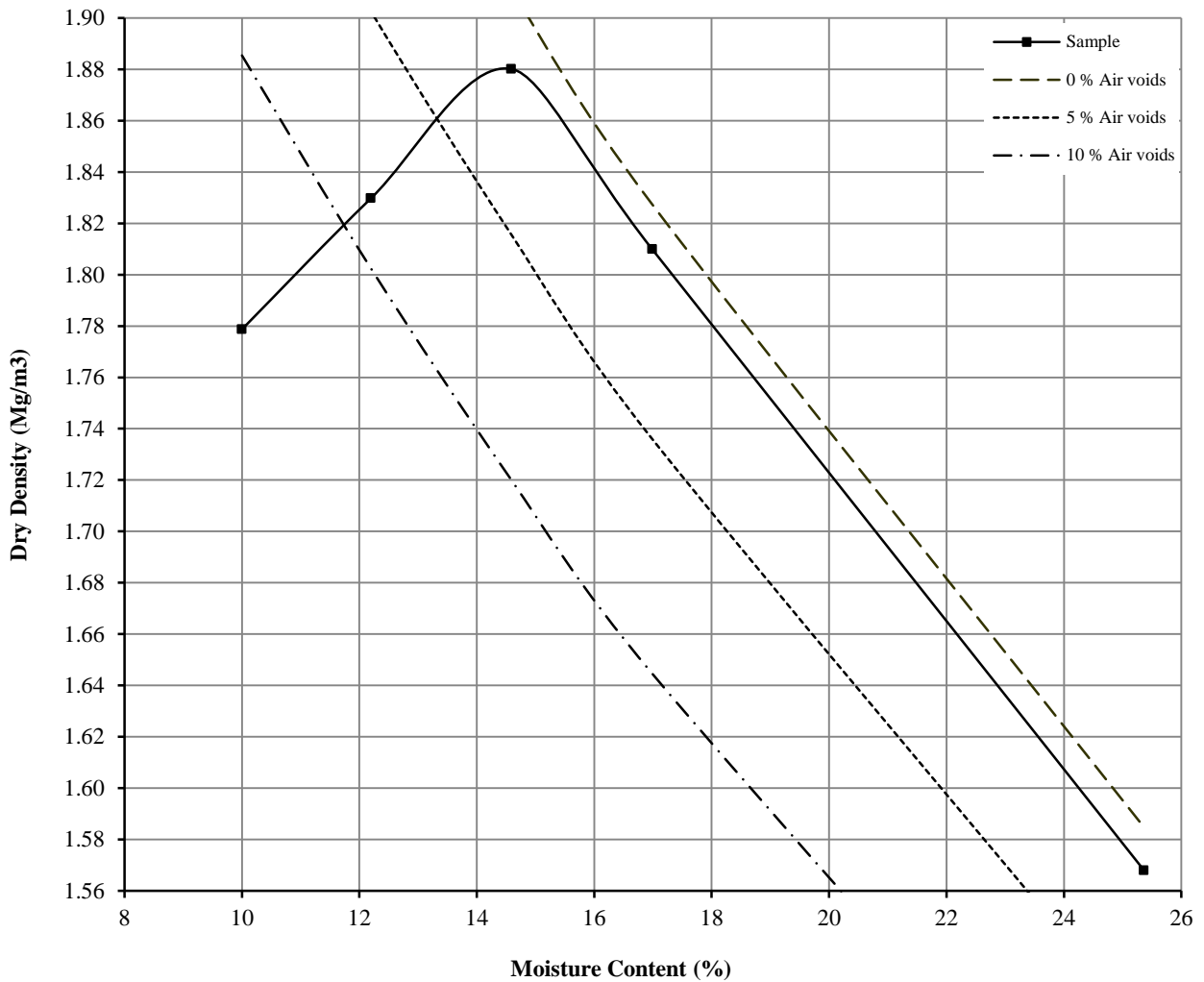
DRY DENSITY / MOISTURE CONTENT RELATIONSHIP

Non compliance with BS 1377 : Part 4 : Clause 3.6 : 1990

Hole Number: TP1024 Top Depth (m) : 1.30

Sample Number: Base Depth (m) : 1.40

Sample Type: B



Initial Moisture Content:	25	Method of Compaction:	4.5kg	Separate Samples
Particle Density (Mg/m ³):	2.65	Assumed	Material Retained on 37.5 mm Test Sieve (%):	45
Maximum Dry Density (Mg/m ³):	1.88		Material Retained on 20.0 mm Test Sieve (%):	11
Optimum Moisture Content (%):	15			
Remarks See summary of soil descriptions.				



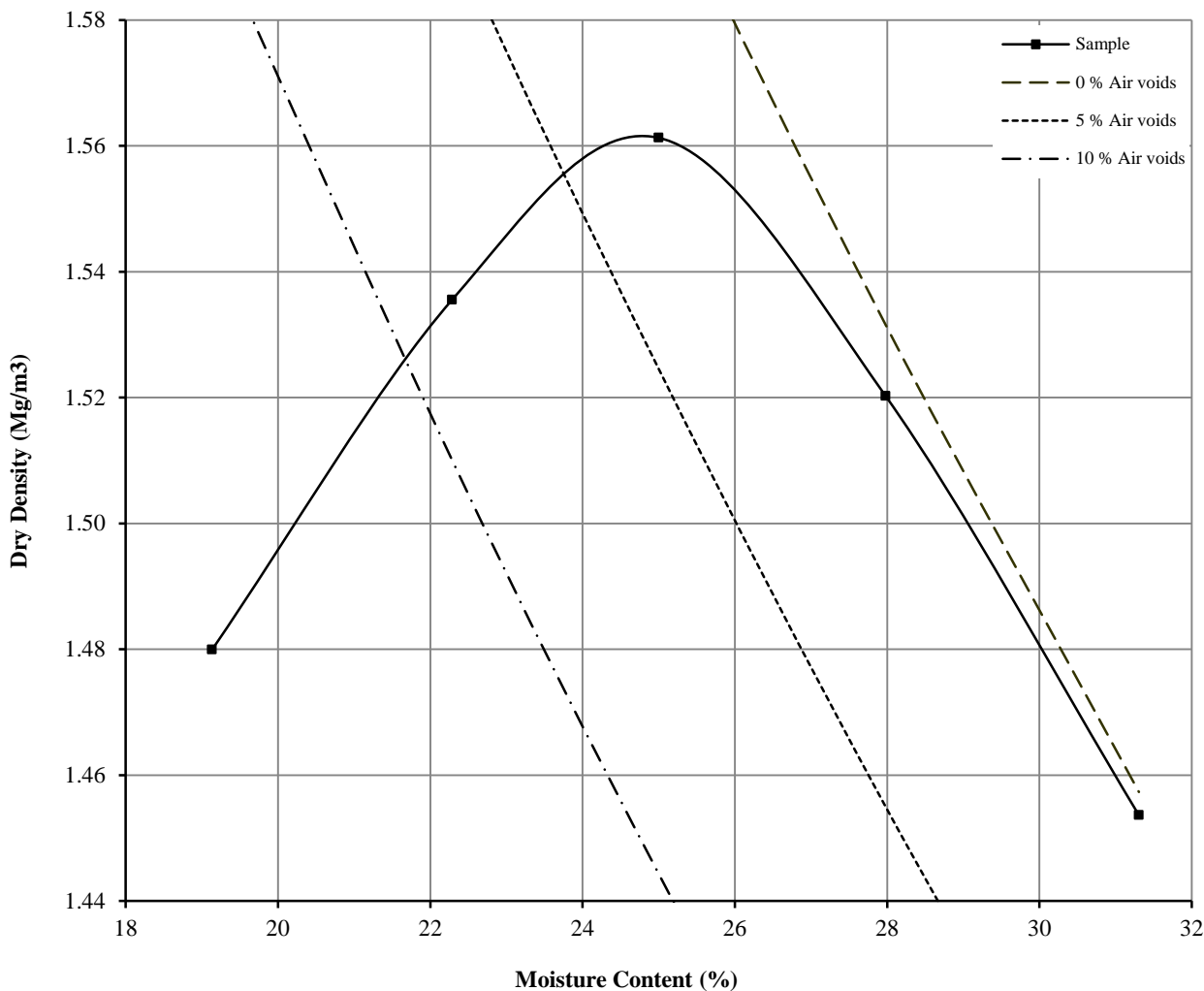
Land East of Hemel Hempstead GI

Contract
PSL19/7107
Client Ref
C6515

DRY DENSITY / MOISTURE CONTENT RELATIONSHIP

Non compliance with BS 1377 : Part 4 : Clause 3.6 : 1990

Hole Number: TP1028 Top Depth (m) : 1.30
 Sample Number: Base Depth (m) : 1.40
 Sample Type: B



Initial Moisture Content:	31	Method of Compaction:	4.5kg	Separate Samples
Particle Density (Mg/m ³):	2.68	Assumed	Material Retained on 37.5 mm Test Sieve (%):	29
Maximum Dry Density (Mg/m ³):	1.56	Material Retained on 20.0 mm Test Sieve (%):	4	
Optimum Moisture Content (%):	25			
Remarks See summary of soil descriptions.				



Land East of Hemel Hempstead GI

Contract
PSL19/7107
Client Ref
C6515

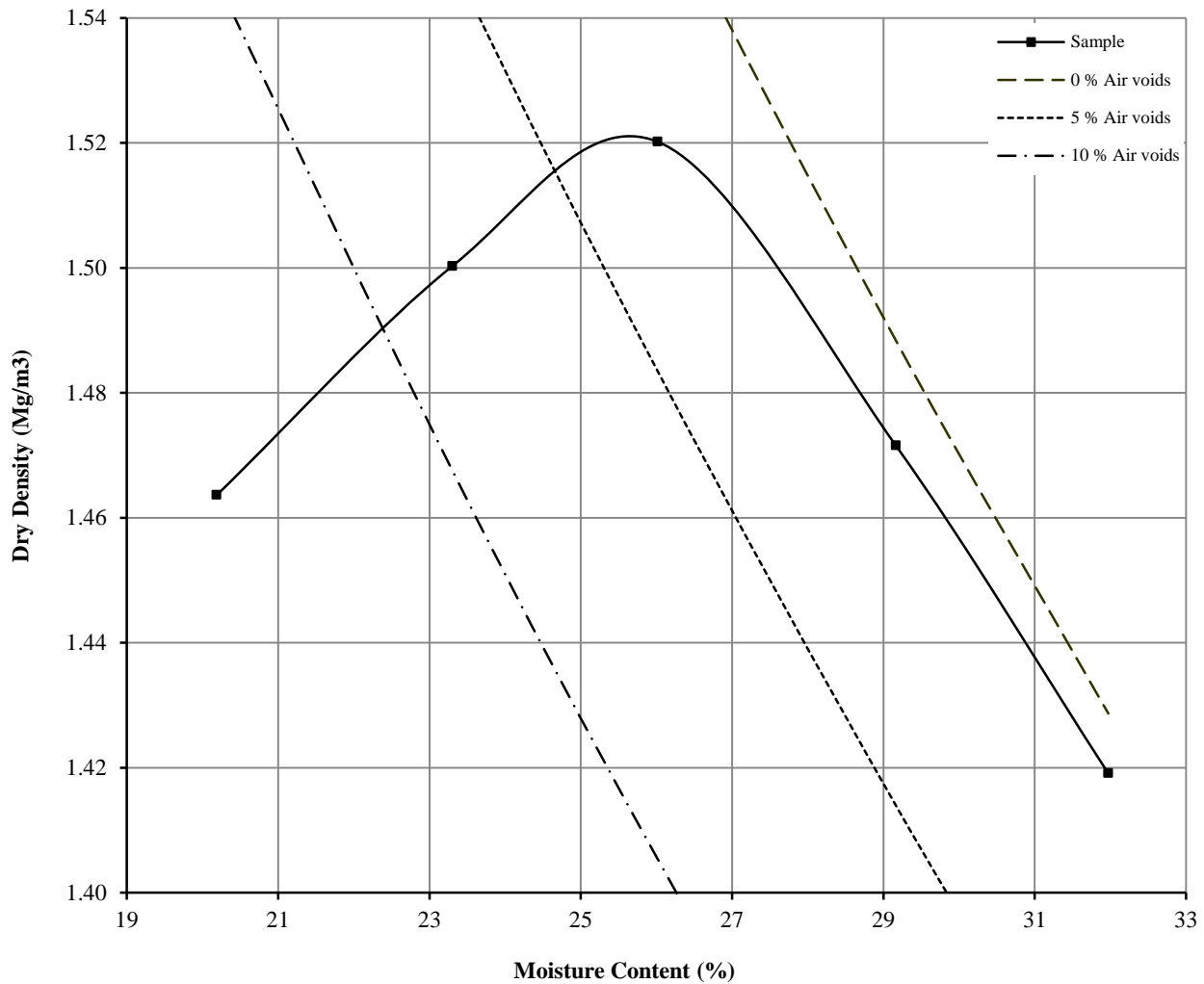
DRY DENSITY / MOISTURE CONTENT RELATIONSHIP

BS 1377 : Part 4 : Clause 3.5 : 1990

Hole Number: TP1039 Top Depth (m) : 3.60

Sample Number: Base Depth (m) : 3.70

Sample Type: B



Initial Moisture Content:	41	Method of Compaction:	4.5kg	Separate Samples
Particle Density (Mg/m ³):	2.63	Assumed	Material Retained on 37.5 mm Test Sieve (%):	2
Maximum Dry Density (Mg/m ³):	1.52		Material Retained on 20.0 mm Test Sieve (%):	1
Optimum Moisture Content (%):	26			
Remarks				
See summary of soil descriptions.				



Land East of Hemel Hempstead GI

Contract
PSL19/7107
Client Ref
C6515

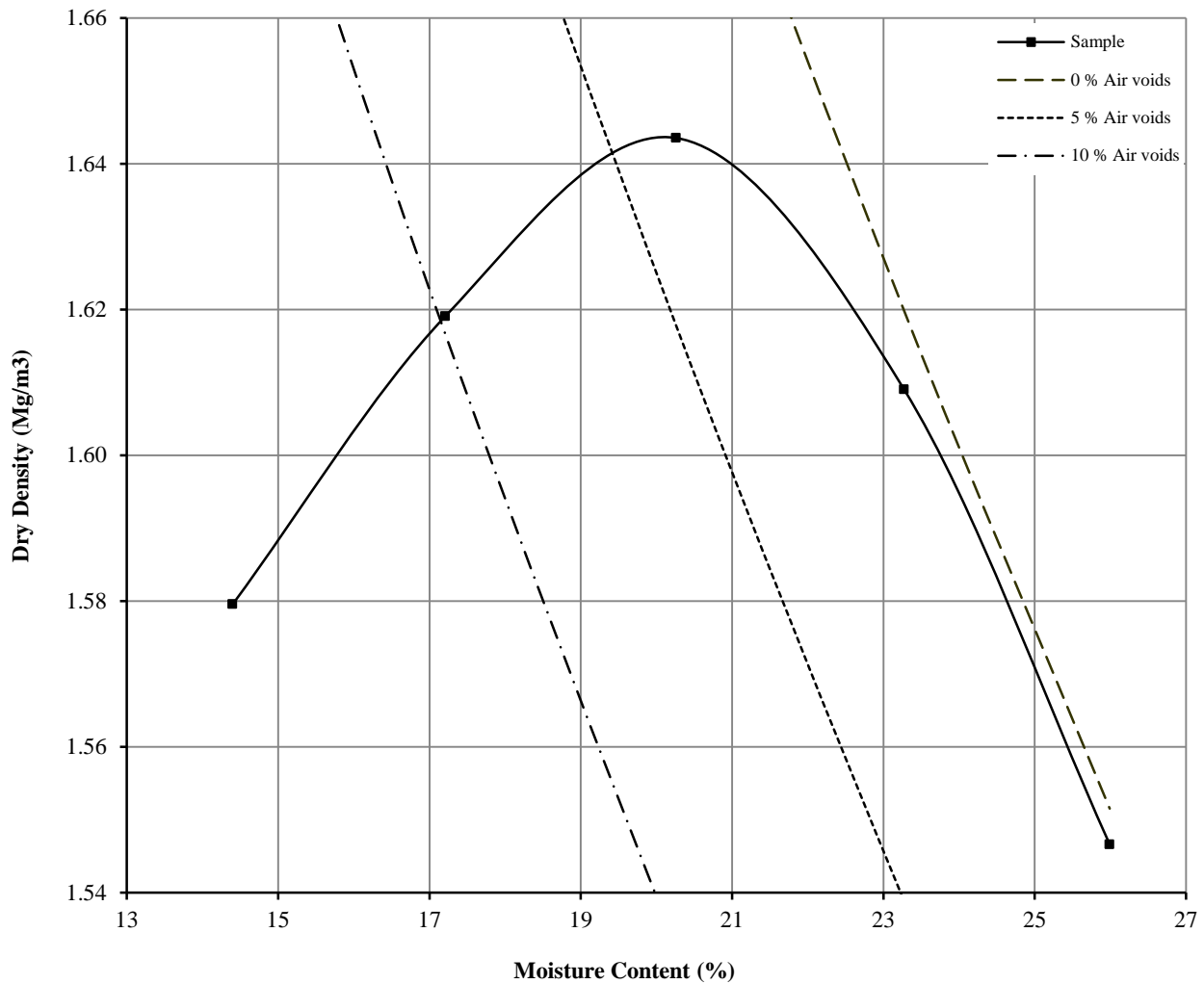
DRY DENSITY / MOISTURE CONTENT RELATIONSHIP

BS 1377 : Part 4 : Clause 3.5 : 1990

Hole Number: TP1042 Top Depth (m) : 0.40

Sample Number: Base Depth (m) : 0.50

Sample Type: B



Initial Moisture Content:	26	Method of Compaction:	4.5kg	Separate Samples
Particle Density (Mg/m ³):	2.60	Assumed	Material Retained on 37.5 mm Test Sieve (%):	0
Maximum Dry Density (Mg/m ³):	1.64		Material Retained on 20.0 mm Test Sieve (%):	0
Optimum Moisture Content (%):	20			
Remarks See summary of soil descriptions.				



Land East of Hemel Hempstead GI

Contract
PSL19/7107
Client Ref
C6515

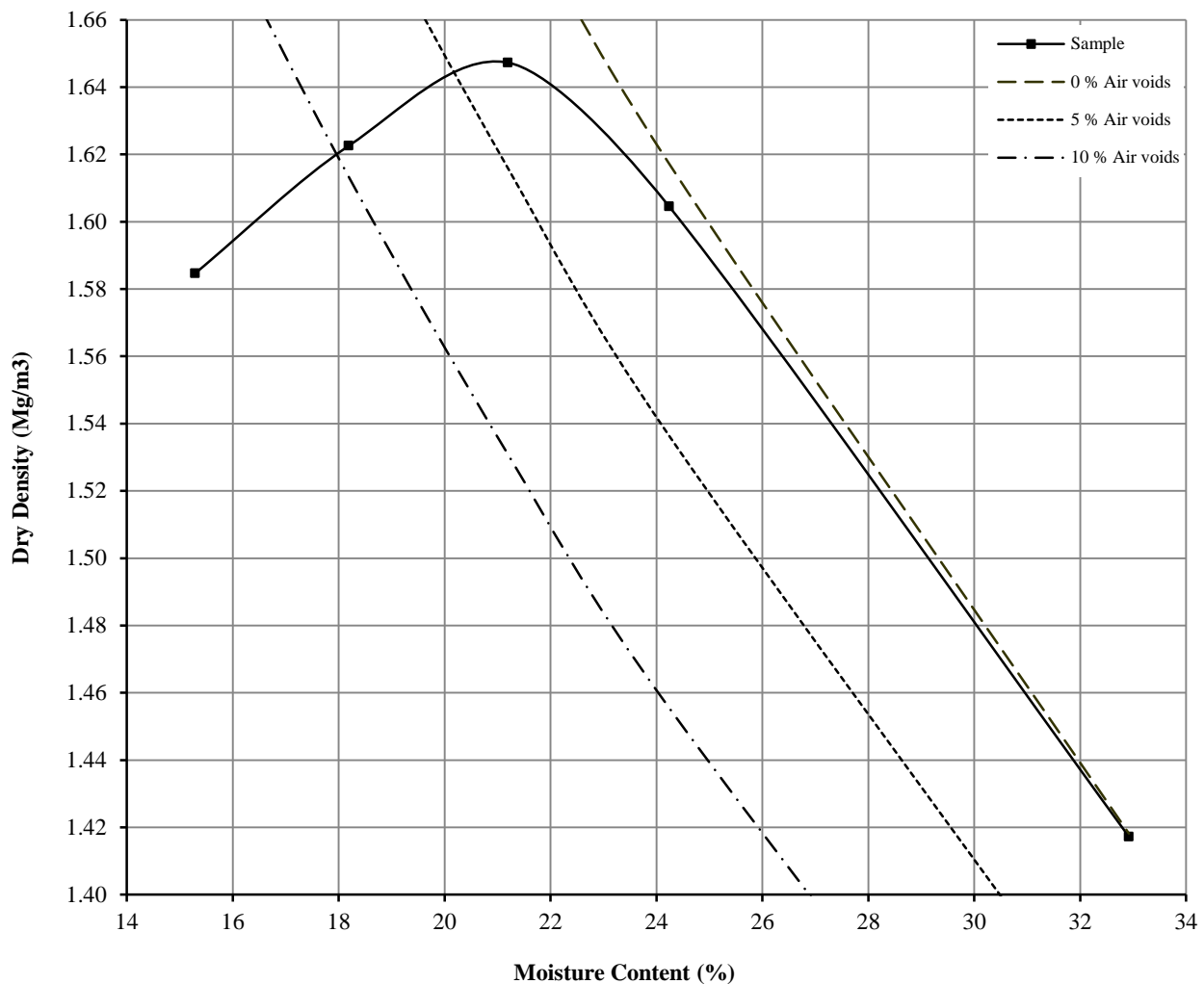
DRY DENSITY / MOISTURE CONTENT RELATIONSHIP

Non compliance with BS 1377 : Part 4 : Clause 3.6 : 1990

Hole Number: TP1045 Top Depth (m) : 2.80

Sample Number: Base Depth (m) : 2.90

Sample Type: B



Initial Moisture Content:	33	Method of Compaction:	4.5kg	Separate Samples
Particle Density (Mg/m ³):	2.66	Assumed	Material Retained on 37.5 mm Test Sieve (%):	25
Maximum Dry Density (Mg/m ³):	1.65	Material Retained on 20.0 mm Test Sieve (%):	8	
Optimum Moisture Content (%):	21			
Remarks				
See summary of soil descriptions.				



Land East of Hemel Hempstead GI

Contract
PSL19/7107
Client Ref
C6515

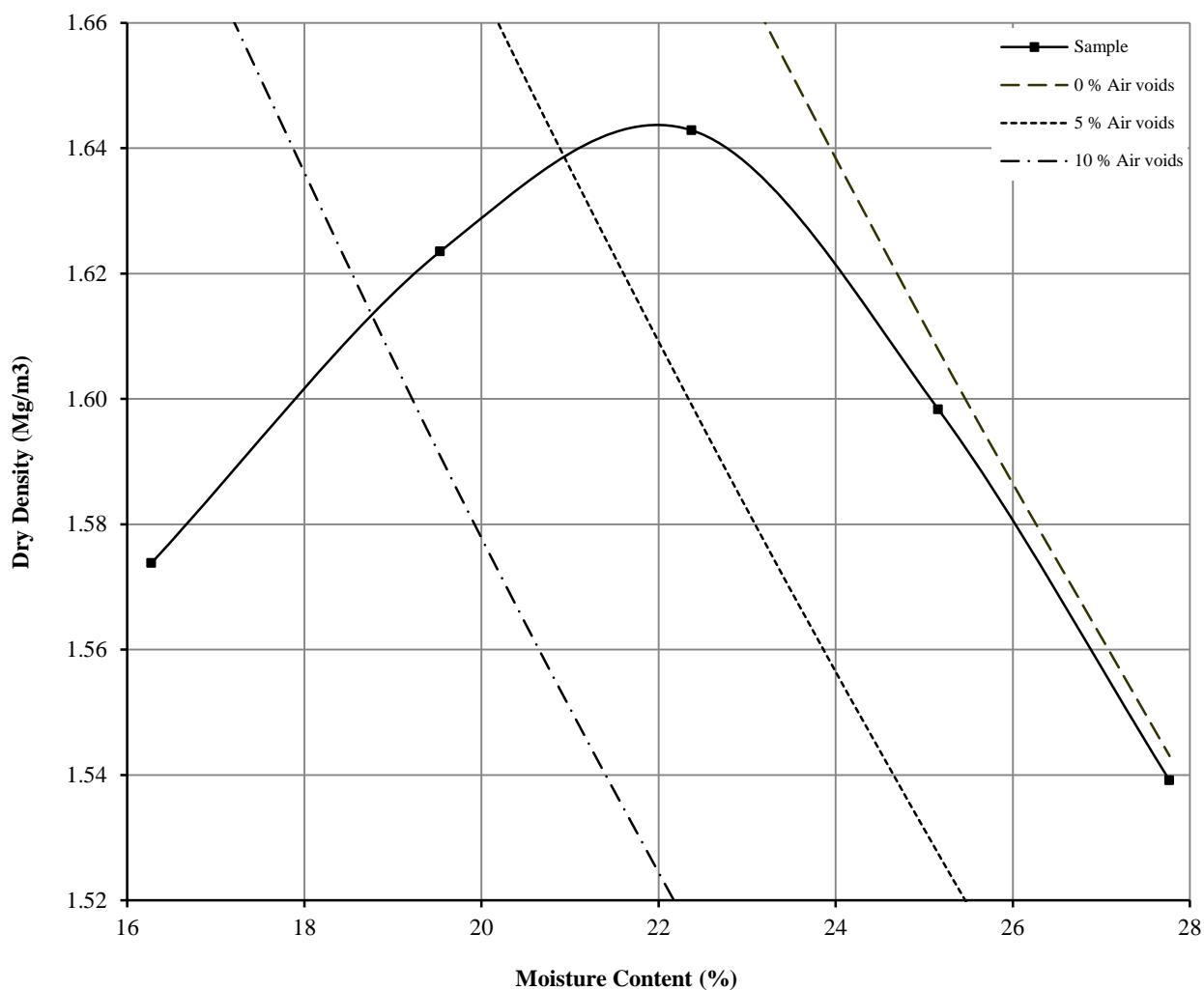
DRY DENSITY / MOISTURE CONTENT RELATIONSHIP

BS 1377 : Part 4 : Clause 3.6 : 1990

Hole Number: TP1048 Top Depth (m) : 1.00

Sample Number: Base Depth (m) : 1.20

Sample Type: B



Initial Moisture Content:	25	Method of Compaction:	4.5kg	Separate Samples
Particle Density (Mg/m ³):	2.7	Assumed	Material Retained on 37.5 mm Test Sieve (%):	9
Maximum Dry Density (Mg/m ³):	1.64		Material Retained on 20.0 mm Test Sieve (%):	7
Optimum Moisture Content (%):	22			
Remarks				
See summary of soil descriptions.				



Land East of Hemel Hempstead GI

Contract
PSL19/7107
Client Ref
C6515

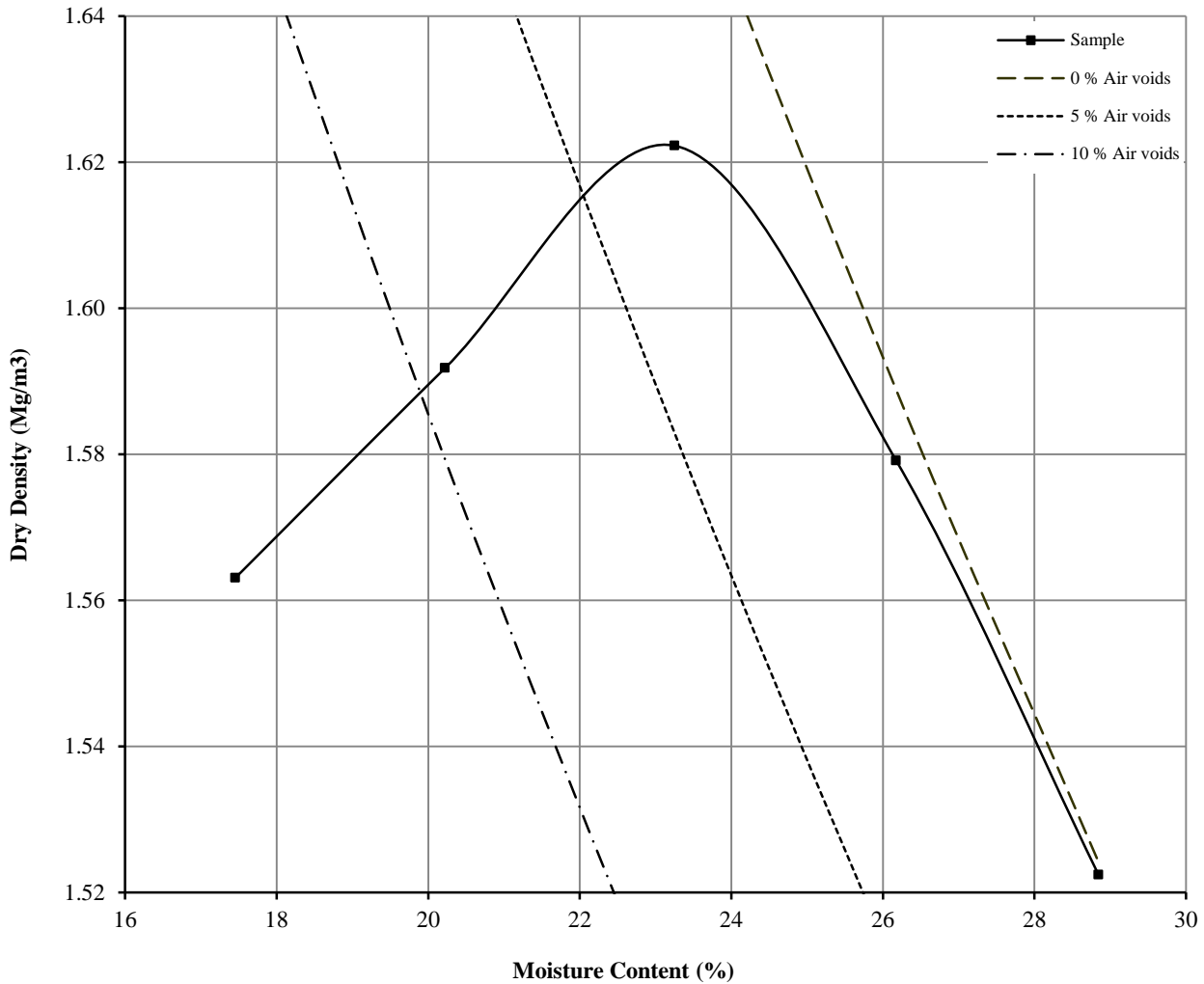
DRY DENSITY / MOISTURE CONTENT RELATIONSHIP

BS 1377 : Part 4 : Clause 3.6 : 1990

Hole Number: TP1060 Top Depth (m) : 1.00

Sample Number: Base Depth (m) :

Sample Type: B



Initial Moisture Content:	26	Method of Compaction:	4.5kg	Separate Samples
Particle Density (Mg/m ³):	2.72	Assumed	Material Retained on 37.5 mm Test Sieve (%):	3
Maximum Dry Density (Mg/m ³):	1.62	Material Retained on 20.0 mm Test Sieve (%):	9	
Optimum Moisture Content (%):	23			
Remarks				
See summary of soil descriptions.				



Land East of Hemel Hempstead GI

Contract
PSL19/7107
Client Ref
C6515

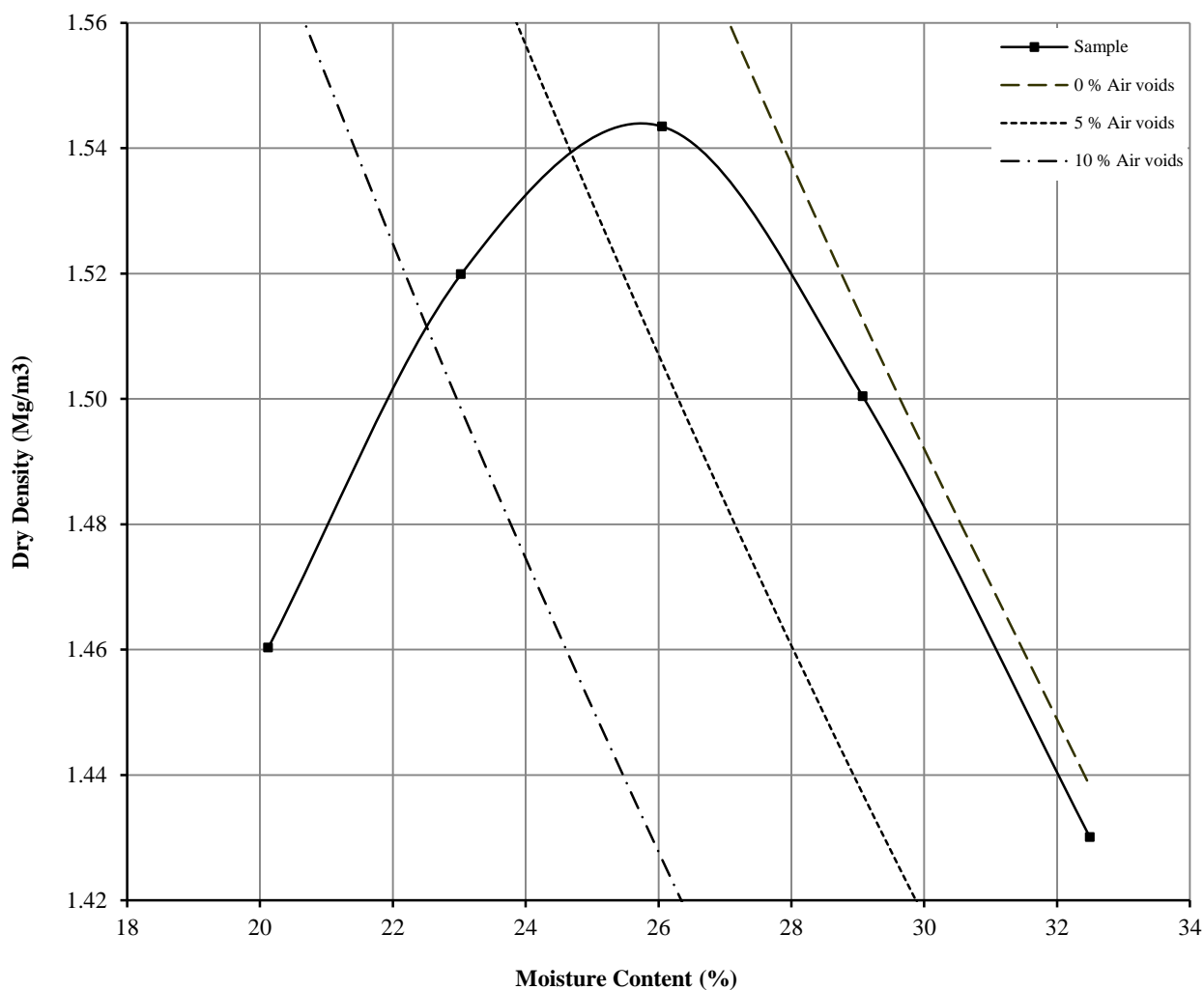
DRY DENSITY / MOISTURE CONTENT RELATIONSHIP

Non compliance with BS 1377 : Part 4 : Clause 3.6 : 1990

Hole Number: **TP1064** Top Depth (m) : **1.50**

Sample Number: Base Depth (m) : **1.60**

Sample Type: **B**



Initial Moisture Content:	42	Method of Compaction:	4.5kg	Separate Samples
Particle Density (Mg/m ³):	2.70	Assumed	Material Retained on 37.5 mm Test Sieve (%):	21
Maximum Dry Density (Mg/m ³):	1.54	Material Retained on 20.0 mm Test Sieve (%):	10	
Optimum Moisture Content (%):	26			
Remarks				
See summary of soil descriptions.				



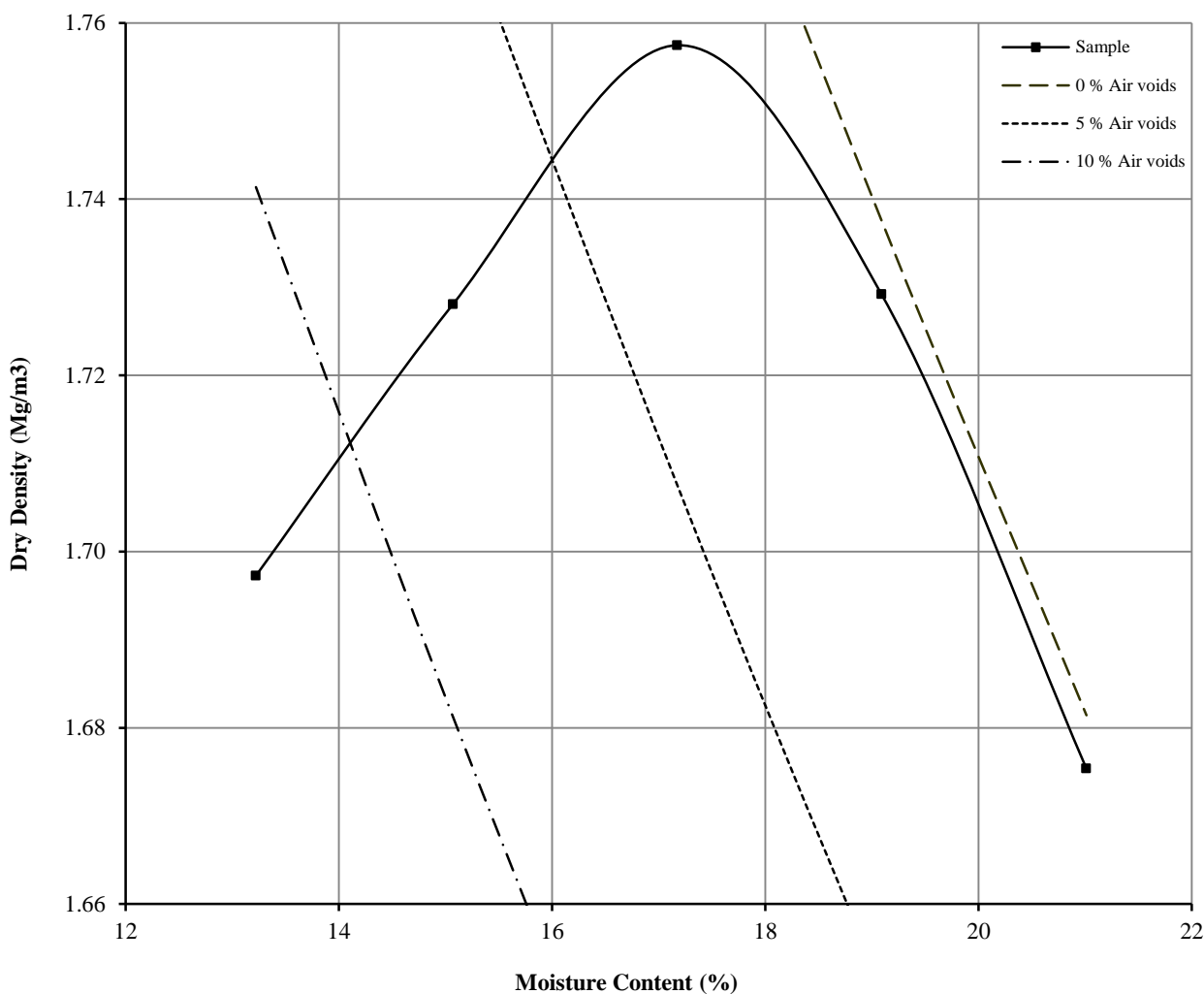
Land East of Hemel Hempstead GI

Contract
PSL19/7107
Client Ref
C6515


DRY DENSITY / MOISTURE CONTENT RELATIONSHIP

Non compliance with BS 1377 : Part 4 : Clause 3.6 : 1990

Hole Number: TP1065 Top Depth (m) : 3.10
 Sample Number: Base Depth (m) : 3.20
 Sample Type: B



Initial Moisture Content:	33	Method of Compaction:	4.5kg	Separate Samples
Particle Density (Mg/m ³):	2.60	Assumed	Material Retained on 37.5 mm Test Sieve (%):	37
Maximum Dry Density (Mg/m ³):	1.76		Material Retained on 20.0 mm Test Sieve (%):	14
Optimum Moisture Content (%):	17			
Remarks				
See summary of soil descriptions.				



Land East of Hemel Hempstead GI

Contract
PSL19/7107
Client Ref
C6515

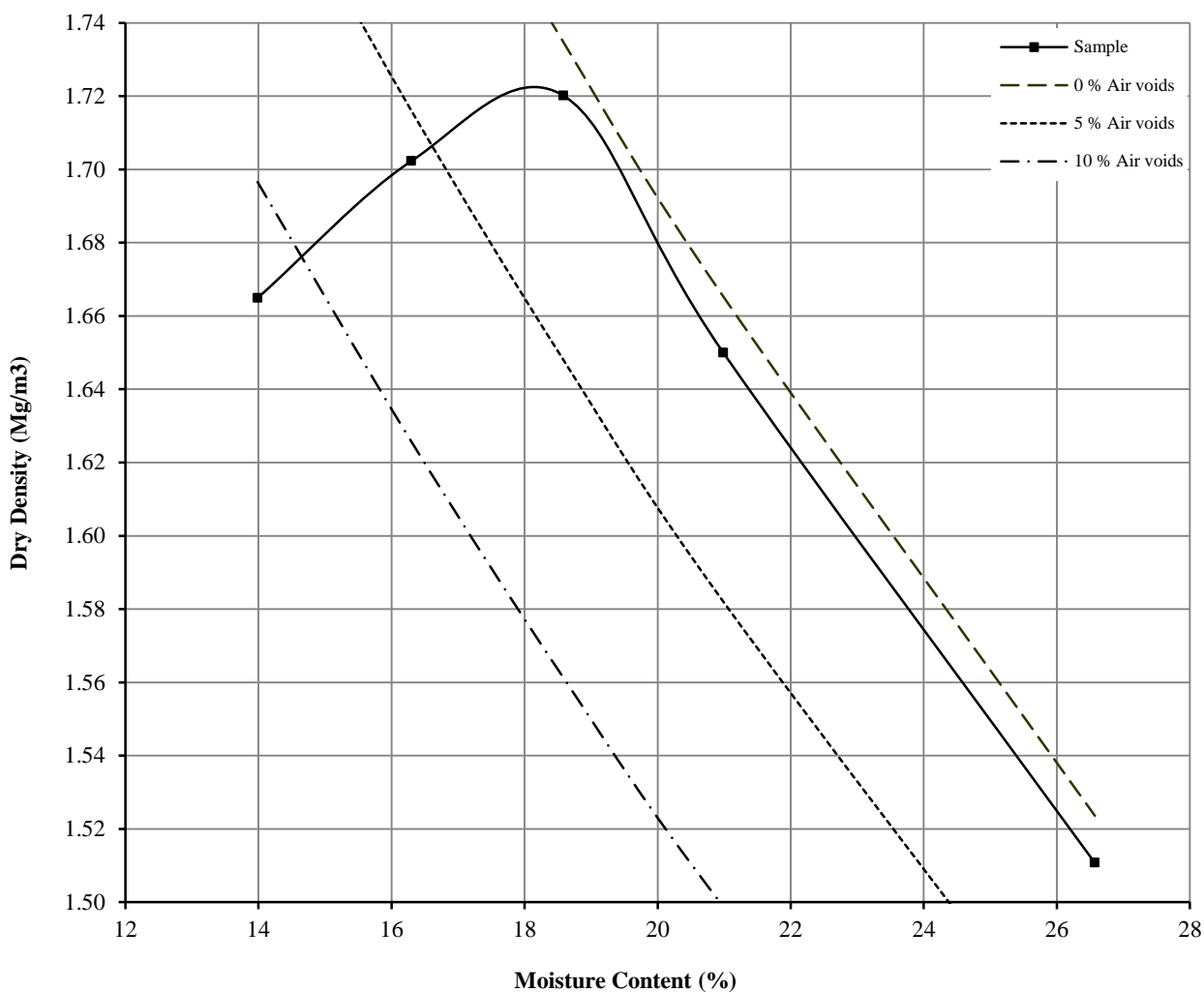
DRY DENSITY / MOISTURE CONTENT RELATIONSHIP

Non compliance with BS 1377 : Part 4 : Clause 3.6 : 1990

Hole Number: **TP1066** Top Depth (m) : **1.50**

Sample Number: Base Depth (m) : **1.60**

Sample Type: **B**



Initial Moisture Content:	27	Method of Compaction:	4.5kg	Separate Samples
Particle Density (Mg/m ³):	2.56	Assumed	Material Retained on 37.5 mm Test Sieve (%):	34
Maximum Dry Density (Mg/m ³):	1.72		Material Retained on 20.0 mm Test Sieve (%):	21
Optimum Moisture Content (%):	19			
Remarks				
See summary of soil descriptions.				



Land East of Hemel Hempstead GI

Contract
PSL19/7107
Client Ref
C6515

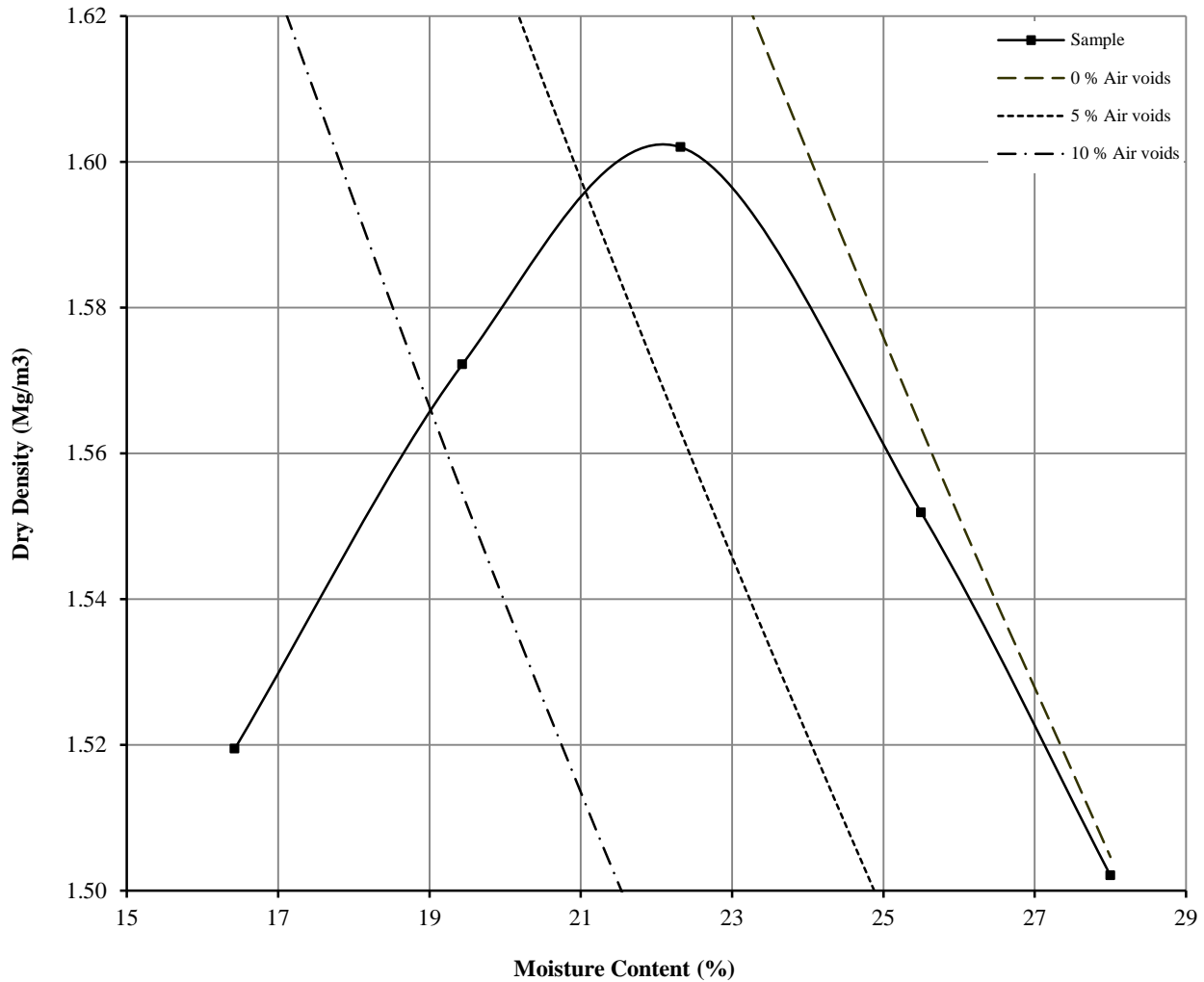
DRY DENSITY / MOISTURE CONTENT RELATIONSHIP

Non compliance with BS 1377 : Part 4 : Clause 3.6 : 1990

Hole Number: TP1067 Top Depth (m) : 0.80

Sample Number: Base Depth (m) : 0.90

Sample Type: B



Initial Moisture Content:	38	Method of Compaction:	4.5kg	Separate Samples
Particle Density (Mg/m ³):	2.60	Assumed	Material Retained on 37.5 mm Test Sieve (%):	22
Maximum Dry Density (Mg/m ³):	1.60		Material Retained on 20.0 mm Test Sieve (%):	6
Optimum Moisture Content (%):	22			
Remarks				
See summary of soil descriptions.				



Land East of Hemel Hempstead GI

Contract
PSL19/7107
Client Ref
C6515



LABORATORY REPORT



4043

Contract Number: PSL19/7108

Report Date: 12 December 2019
Client's Reference: C6515
Client Name: CC Ground Investigations Ltd
Unit A2 Innsworth Technology Park.
Innsworth Lane
Gloucester
GL3 1DL


For the attention of: Richard Tucker

Contract Title: Land East of Hemel Hempstead GI
Date Received: 20/11/2019
Date Commenced: 20/11/2019
Date Completed: 12/12/2019

Notes: Opinions and Interpretations are outside the UKAS Accreditation

A copy of the Laboratory Schedule of accredited tests as issued by UKAS is attached to this report. This certificate is issued in accordance with the accreditation requirements of the United Kingdom Accreditation Service. The results reported herein relate only to the material supplied to the laboratory. This certificate shall not be reproduced other than in full, without the prior written approval of the laboratory.

Checked and Approved Signatories:


R Gunson
(Director)

A Watkins
(Director)

R Berriman
(Quality Manager)

S Royle
(Laboratory Manager)

S Eyre
(Senior Technician)

L Knight
(Senior Technician)

5 – 7 Hexthorpe Road, Hexthorpe,
Doncaster DN4 0AR
tel: +44 (0)844 815 6641
fax: +44 (0)844 815 6642
e-mail: rgunson@prosoils.co.uk
awatkins@prosoils.co.uk

Page 1 of

SUMMARY OF LABORATORY SOIL DESCRIPTIONS

Hole Number	Sample Number	Sample Type	Top Depth m	Base Depth m	Description of Sample
WS1001		D	4.00		Brown slightly gravelly sandy CLAY.
WS1002		SPT	2.00	2.45	Brown slightly gravelly sandy CLAY.
WS1009		SPT	1.20	1.65	Brown slightly gravelly sandy CLAY.
WS1012		SPT	1.20	1.65	Brown slightly gravelly slightly sandy CLAY.
WS1015		SPT	2.00	2.45	Brown slightly gravelly sandy CLAY.
WS1018		SPT	3.00	3.45	Brown slightly gravelly slightly sandy CLAY.
WS1021		SPT	1.20	1.65	Brown slightly gravelly slightly sandy CLAY.
WS1024		SPT	2.00	2.45	Brown sandy clayey GRAVEL.
WS1026		SPT	1.20	1.65	Brown gravelly slightly sandy CLAY.
WS1029		SPT	4.00	4.45	Brown slightly gravelly slightly sandy CLAY.
WS1032		SPT	1.20	1.65	Brown slightly gravelly slightly sandy CLAY.
WS1033		SPT	3.00	3.45	Brown slightly gravelly sandy CLAY.
WS1035		SPT	1.20	1.65	Brown slightly gravelly slightly sandy CLAY.
WS1038		SPT	4.00	4.45	White structurless CHALK.
WS1040		SPT	2.00	2.45	Brown slightly gravelly sandy CLAY.
WS1042		SPT	1.20	1.65	Brown slightly gravelly slightly sandy CLAY.
WS1045		SPT	2.00	2.45	Brown slightly gravelly sandy CLAY.
WS1048		SPT	1.20	1.65	Brown slightly gravelly slightly sandy CLAY.
WS1052		SPT	4.00	4.45	Brown gravelly very sandy CLAY.



PSL

Professional Soils Laboratory

Land East of Hemel Hempstead GI

Contract No:

PSL19/7108

Client Ref:

C6515

SUMMARY OF LABORATORY SOIL DESCRIPTIONS

Hole Number	Sample Number	Sample Type	Top Depth m	Base Depth m	Description of Sample
WS1054		SPT	1.20	1.65	Brown slightly gravelly slightly sandy CLAY.
WS1057		SPT	2.00	2.45	Brown slightly gravelly slightly sandy CLAY.
WS1062		SPT	3.00	3.45	Brown slightly gravelly sandy CLAY.
WS1065		SPT	1.20	1.65	Brown slightly sandy CLAY.
WS1068		SPT	1.20	1.65	Brown gravelly sandy CLAY.
WS1068		SPT	3.00	3.45	Brown slightly gravelly slightly sandy CLAY.
WS1073		SPT	2.00	2.45	Brown gravelly sandy CLAY.
WS1076		SPT	5.00	5.45	Brown slightly gravelly slightly sandy CLAY.
WS1079		SPT	1.20	1.65	Brown slightly gravelly slightly sandy CLAY.
WS1088		SPT	2.00	2.45	Brown slightly gravelly slightly sandy CLAY.
WS1091		SPT	3.00	3.45	Brown slightly gravelly slightly sandy CLAY.
WS1098		SPT	2.00	2.45	Brown gravelly sandy CLAY.
WS1106		SPT	2.00	2.45	Brown slightly gravelly slightly sandy CLAY.
WS1108		SPT	2.00	2.45	Brown slightly gravelly slightly sandy CLAY.



Land East of Hemel Hempstead GI

Contract No:

PSL19/7108

Client Ref:

C6515

SUMMARY OF SOIL CLASSIFICATION TESTS

(BS1377 : PART 2 : 1990)

Hole Number	Sample Number	Sample Type	Top Depth m	Base Depth m	Moisture Content % Clause 3.2	Linear Shrinkage % Clause 6.5	Particle Density Mg/m ³ Clause 8.2	Liquid Limit % Clause 4.3/4	Plastic Limit % Clause 5.3	Plasticity Index % Clause 5.4	Passing .425mm %	Remarks
WS1001		D	4.00		23			46	23	23	96	Intermediate plasticity CI.
WS1002		SPT	2.00	2.45	24			48	24	24	92	Intermediate plasticity CI.
WS1009		SPT	1.20	1.65	22			46	23	23	96	Intermediate plasticity CI.
WS1012		SPT	1.20	1.65	40			75	30	45	97	Very high plasticity CV.
WS1015		SPT	2.00	2.45	20			42	20	22	98	Intermediate plasticity CI.
WS1018		SPT	3.00	3.45	36			72	30	42	95	Very high plasticity CV.
WS1021		SPT	1.20	1.65	25			70	30	40	92	Very high plasticity CV.
WS1024		SPT	2.00	2.45	7.3				NP			
WS1026		SPT	1.20	1.65	30			83	31	52	82	Very high plasticity CV.
WS1029		SPT	4.00	4.45	32			84	32	52	93	Very high plasticity CV.
WS1032		SPT	1.20	1.65	39			84	33	51	99	Very high plasticity CV.
WS1033		SPT	3.00	3.45	28			50	25	25	96	High plasticity CH.
WS1035		SPT	1.20	1.65	33			82	32	50	95	Very high plasticity CV.
WS1038		SPT	4.00	4.45	27			36	23	13	92	Intermediate plasticity CI.
WS1040		SPT	2.00	2.45	22			42	21	21	97	Intermediate plasticity CI.
WS1042		SPT	1.20	1.65	27			70	29	41	93	High plasticity CH.
WS1045		SPT	2.00	2.45	17			43	20	23	86	Intermediate plasticity CI.
WS1048		SPT	1.20	1.65	28			83	30	53	84	Very high plasticity CV.
WS1052		SPT	4.00	4.45	12			38	18	20	80	Intermediate plasticity CI.

SYMBOLS : NP : Non Plastic

* : Liquid Limit and Plastic Limit Wet Sieved.



PSL
Professional Soils Laboratory

Land East of Hemel Hempstead GI

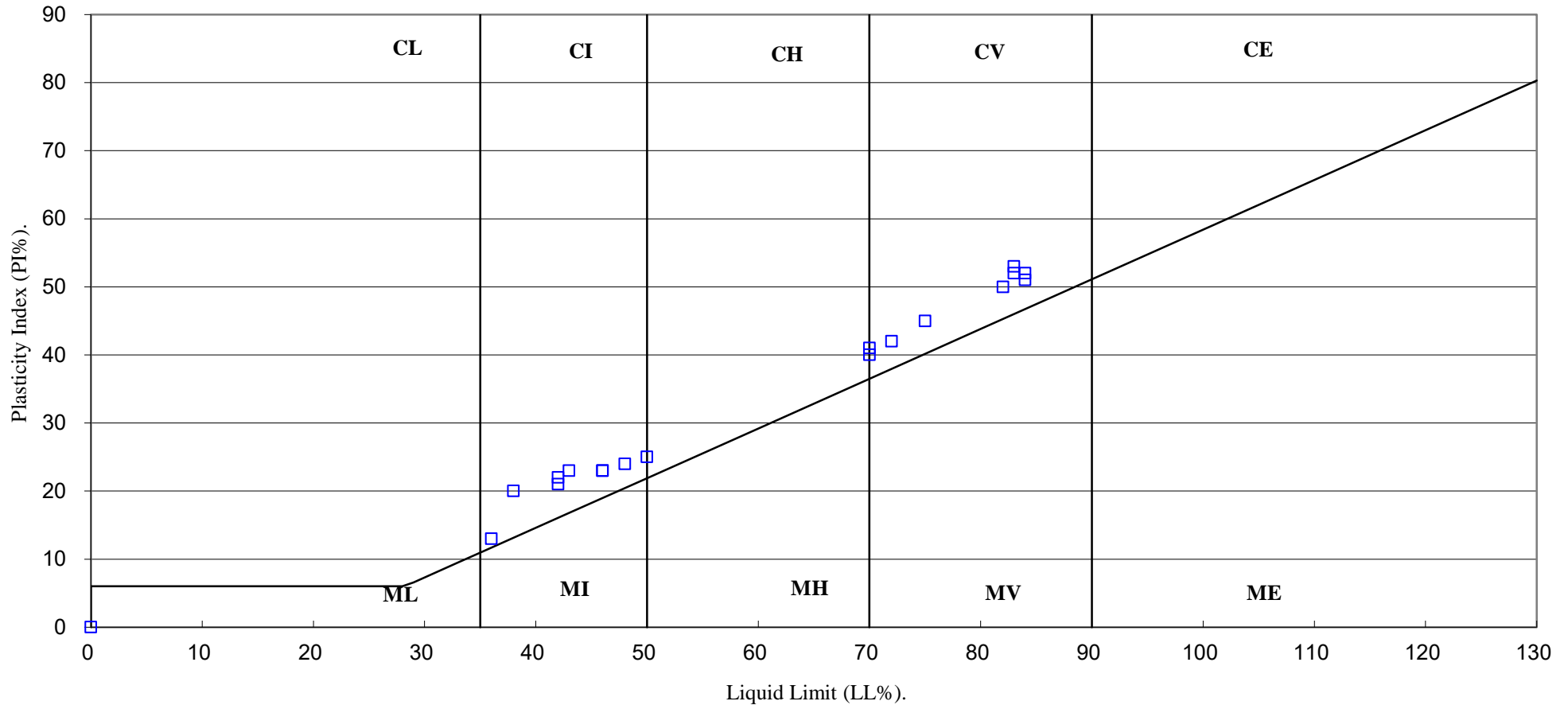
Contract No:

PSL19/7108

Client Ref:

C6515

PLASTICITY CHART FOR CASAGRANDE CLASSIFICATION.



4043

PSL
Professional Soils Laboratory

Land East of Hemel Hempstead GI

Contract No:

PSL19/7108

Client Ref:

C6515

SUMMARY OF SOIL CLASSIFICATION TESTS

(BS1377 : PART 2 : 1990)

Hole Number	Sample Number	Sample Type	Top Depth m	Base Depth m	Moisture Content % Clause 3.2	Linear Shrinkage % Clause 6.5	Particle Density Mg/m ³ Clause 8.2	Liquid Limit % Clause 4.3/4	Plastic Limit % Clause 5.3	Plasticity Index % Clause 5.4	Passing .425mm %	Remarks
WS1054		SPT	1.20	1.65	27			74	29	45	97	Very high plasticity CV.
WS1057		SPT	2.00	2.45	27			83	31	52	97	Very high plasticity CV.
WS1062		SPT	3.00	3.45	25			72	28	44	94	Very high plasticity CV.
WS1065		SPT	1.20	1.65	26			82	31	51	100	Very high plasticity CV.
WS1068		SPT	1.20	1.65	46			86	32	54	82	Very high plasticity CV.
WS1073		SPT	2.00	2.45	15			51	24	27	86	High plasticity CH.
WS1076		SPT	5.00	5.45	27			85	33	52	96	Very high plasticity CV.
WS1079		SPT	1.20	1.65	26			85	31	54	95	Very high plasticity CV.
WS1088		SPT	2.00	2.45	28			71	24	47	97	Very high plasticity CV.
WS1091		SPT	3.00	3.45	26			69	25	44	90	High plasticity CH.
WS1098		SPT	2.00	2.45	12			40	20	20	77	Intermediate plasticity CI.
WS1106		SPT	2.00	2.45	42			89	33	56	97	Very high plasticity CV.
WS1108		SPT	2.00	2.45	27			75	26	49	92	Very high plasticity CV.

SYMBOLS : NP : Non Plastic

* : Liquid Limit and Plastic Limit Wet Sieved.



PSL
Professional Soils Laboratory

Land East of Hemel Hempstead GI

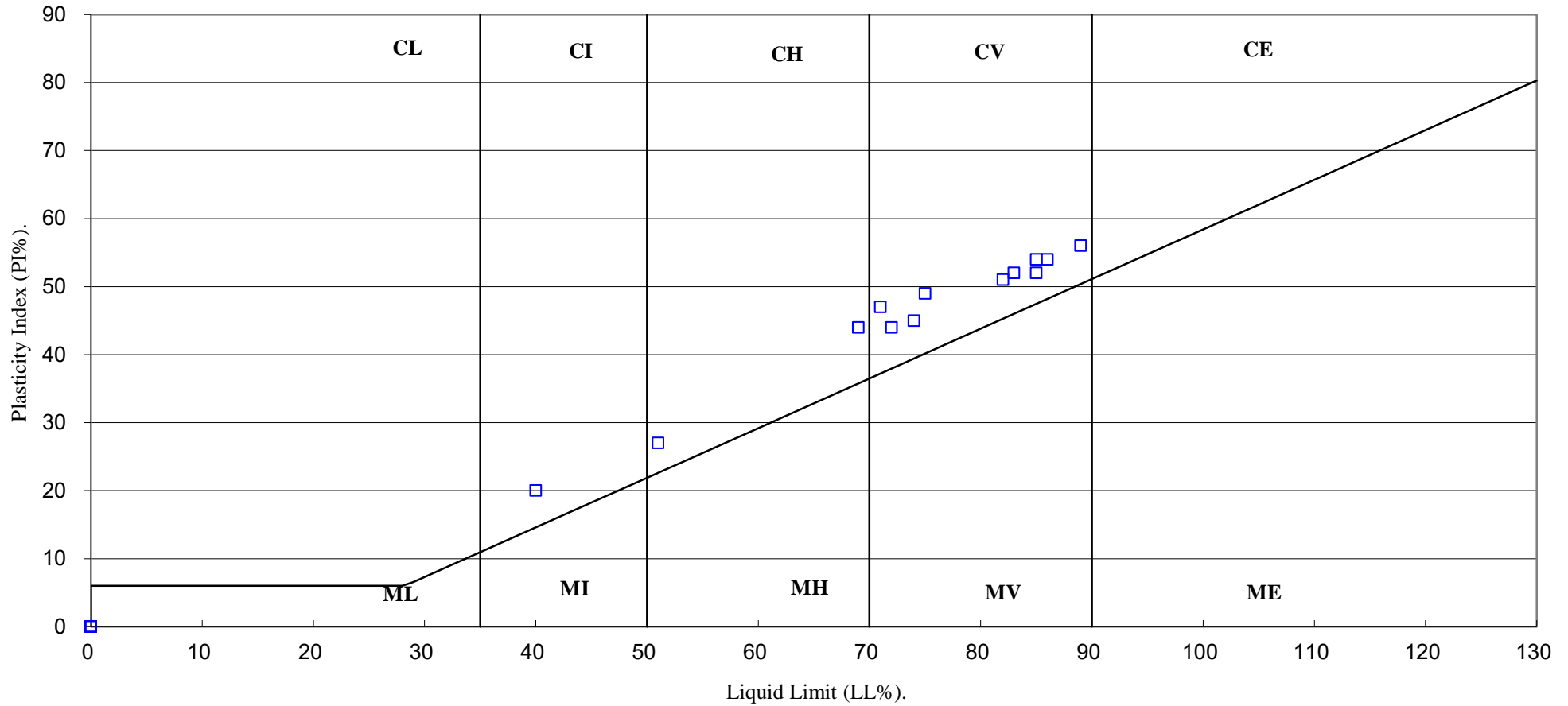
Contract No:

PSL19/7108

Client Ref:

C6515

PLASTICITY CHART FOR CASAGRANDE CLASSIFICATION.



4043

PSL
Professional Soils Laboratory

Land East of Hemel Hempstead GI

Contract No:

PSL19/7108

Client Ref:

C6515

PARTICLE SIZE DISTRIBUTION TEST

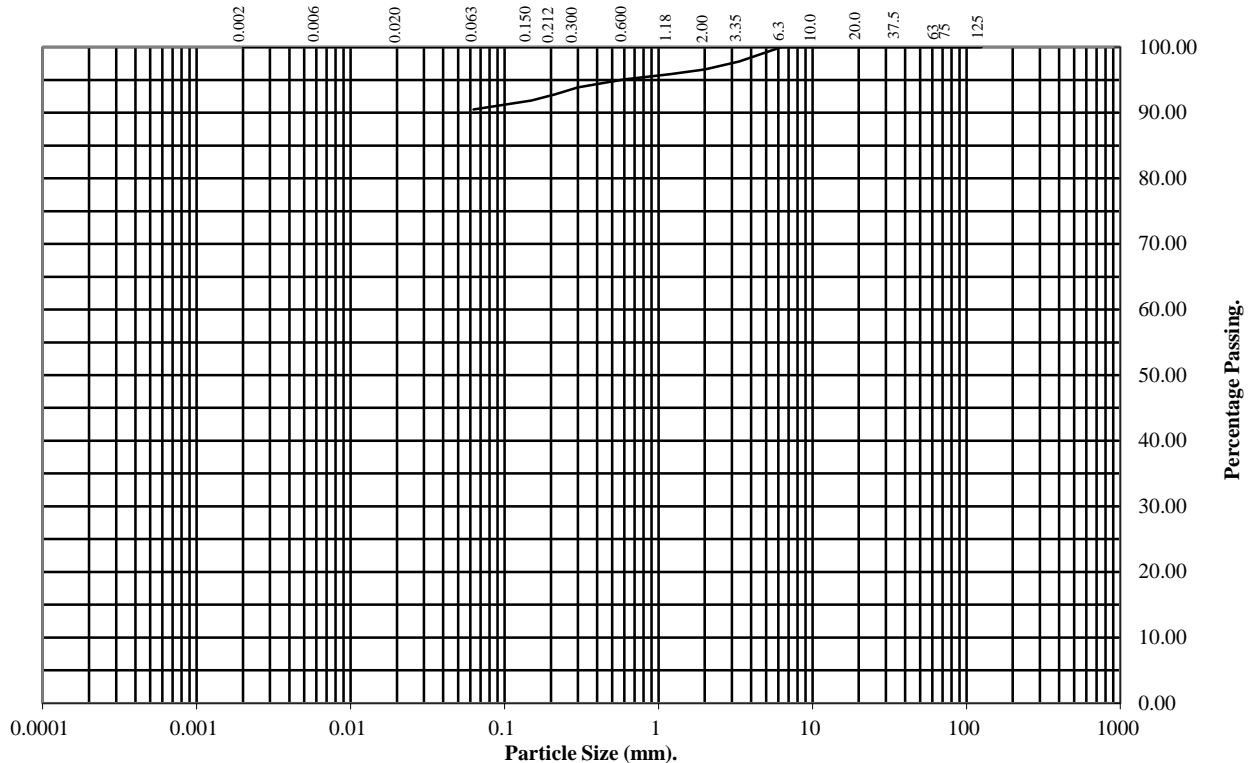
BS1377 : Part 2 : 1990

Wet Sieve, Clause 9.2

Hole Number: **WS1068** **Top Depth (m):** **3.00**

Sample Number: **Base Depth(m):** **3.45**

Sample Type: **SPT**



BS Test Sieve (mm)	Percentage Passing
125	100
75	100
63	100
37.5	100
20	100
10	100
6.3	100
3.35	98
2	97
1.18	96
0.6	95
0.3	94
0.212	93
0.15	92
0.063	91

Soil Fraction	Total Percentage
Cobbles	0
Gravel	3
Sand	6
Silt/Clay	91

Remarks:
See Summary of Soil Descriptions



Land East of Hemel Hempstead GI

Contract No:
PSL19/7108
Client Ref:
C6515

APPENDIX E

SPT Data

STANDARD PENETRATION TEST



Telephone: 01452 739165, Fax: 01452 739220, Email: info@ccground.co.uk

Client: Site:	The Crown Estate Land East of Hemel Hempstead GI	Contract: Checked:	C6515 RT
-------------------------	--	------------------------------	--------------------

Notes:

1 Test carried out in general accordance with BS EN ISO 22476: Part 3 (2005)+A1: 2011 2 N values have not been subjected to any correction. 3 Test carried out using split spoon S, solid cone C.	4 Where full test drive not completed, linearly extrapolated N value reported. 5 <1 Denotes hammer self weight penetration (sank under own weight). 6 ** Denotes no effective penetration.
---	--

BH	Top Depth (m)	Type	Seating Blows	Blows Main Test	Total Penetration (mm)	Casing Depth (m)	Water Depth (m)	Self-Weight Penetration (mm)	Blows 1	Blows 2	Blows 3	Blows 4	Blows 5	Blows 6	Pen 1 (mm)	Pen 2 (mm)	Pen 3 (mm)	Pen 4 (mm)	Pen 5 (mm)	Pen 6 (mm)	Spt 'N' Value	SPT Reported Result	Hammer Serial Number	Hammer Energy Ratio (%)
CPBH1001	1.20	S	5	14	450	1.00		0	3	2	3	4	4	3	75	75	75	75	75	75	14	S 14	CC09	73
CPBH1001	2.20	S	4	14	450	1.50		0	2	2	3	3	4	4	75	75	75	75	75	75	14	S 14	CC09	73
CPBH1001	3.20	S	3	12	450	3.00		0	1	2	2	3	3	4	75	75	75	75	75	75	12	S 12	CC09	73
CPBH1001	4.20	S	3	10	450	3.00		0	1	2	2	2	3	3	75	75	75	75	75	75	10	S 12	CC09	73
CPBH1001	5.00	S	10	22	450	5.00		0	6	4	4	5	7	6	75	75	75	75	75	75	22	S 22	CC09	73
CPBH1001	6.50	S	3	8	450	6.50		0	1	2	2	2	2	2	75	75	75	75	75	75	8	S 8	CC09	73
CPBH1001	8.00	S	4	12	450	6.50		0	2	2	3	3	3	3	75	75	75	75	75	75	12	S 12	CC09	73
CPBH1001	9.50	S	4	15	450	6.50		0	2	2	3	3	4	5	75	75	75	75	75	75	15	S 15	CC09	73
CPBH1001	11.00	S	5	14	450	6.50		0	2	3	3	3	4	4	75	75	75	75	75	75	14	S 14	CC09	73
CPBH1001	12.50	S	4	14	450	6.50		0	2	2	2	3	3	3	75	75	75	75	75	75	14	S 14	CC09	73
CPBH1001	14.00	S	4	12	450	6.50		0	2	2	3	2	3	4	75	75	75	75	75	75	12	S 12	CC09	73
CPBH1001	15.00	S	5	16	450	6.50		0	2	3	3	3	4	3	75	75	75	75	75	75	16	S 16	CC09	73
CPBH1002	1.20	S	4	11	450	1.00		0	2	2	2	3	3	3	75	75	75	75	75	75	11	S 11	CC09	73
CPBH1002	2.20	S	3	15	450	1.50		0	1	2	3	3	4	5	75	75	75	75	75	75	15	S 15	CC09	73
CPBH1002	3.20	S	3	16	450	3.00		0	1	2	3	4	4	5	75	75	75	75	75	75	16	S 16	CC09	73
CPBH1002	4.20	S	6	20	450	3.00		0	2	4	4	4	5	7	75	75	75	75	75	75	20	S 20	CC09	73
CPBH1002	5.00	S	5	16	450	5.00		0	2	3	3	4	4	5	75	75	75	75	75	75	16	S 16	CC09	73
CPBH1002	6.50	S	5	16	450	6.50		0	2	3	3	4	4	5	75	75	75	75	75	75	16	S 16	CC09	73
CPBH1002	8.00	S	7	30	450	8.00		0	3	4	5	7	8	10	75	75	75	75	75	75	30	S 30	CC09	73
CPBH1002	9.50	S	6	25	450	9.50		0	3	3	4	6	7	8	75	75	75	75	75	75	25	S 25	CC09	73
CPBH1002	11.00	S	5	19	450	11.00		0	2	3	3	5	6	5	75	75	75	75	75	75	19	S 19	CC09	73
CPBH1002	12.50	S	4	10	450	12.50		0	2	2	2	2	3	3	75	75	75	75	75	75	10	S 10	CC09	73
CPBH1002	14.00	S	3	9	450	13.50		0	1	2	2	2	2	3	75	75	75	75	75	75	9	S 9	CC09	73
CPBH1002	15.00	S	2	8	450	13.50		0	1	1	2	2	2	2	75	75	75	75	75	75	8	S 8	CC09	73
CPBH1003	1.20	S	4	13	450			0	2	2	3	3	3	4	75	75	75	75	75	75	13	S 13	CC09	73

STANDARD PENETRATION TEST



Telephone: 01452 739165, Fax: 01452 739220, Email: info@ccground.co.uk

Client:	The Crown Estate	Contract:	C6515
Site:	Land East of Hemel Hempstead GI	Checked:	RT

Notes:

<p>1 Test carried out in general accordance with BS EN ISO 22476: Part 3 (2005)+A1: 2011</p> <p>2 N values have not been subjected to any correction.</p> <p>3 Test carried out using split spoon S, solid cone C.</p>	<p>4 Where full test drive not completed, linearly extrapolated N value reported.</p> <p>5 <1 Denotes hammer self weight penetration (sank under own weight).</p> <p>6 ** Denotes no effective penetration.</p>
--	--

BH	Top Depth (m)	Type	Seating Blows	Blows Main Test	Total Penetration (mm)	Casing Depth (m)	Water Depth (m)	Self-Weight Penetration (mm)	Blows 1	Blows 2	Blows 3	Blows 4	Blows 5	Blows 6	Pen 1 (mm)	Pen 2 (mm)	Pen 3 (mm)	Pen 4 (mm)	Pen 5 (mm)	Pen 6 (mm)	Spt 'N' Value	SPT Reported Result	Hammer Serial Number	Hammer Energy Ratio (%)
CPBH1003	2.20	S	3	14	450	1.50		0	1	2	2	3	4	5	75	75	75	75	75	75	14	S 14	CC09	73
CPBH1003	3.20	S	3	16	450	3.00		0	1	2	3	4	4	5	75	75	75	75	75	75	16	S 16	CC09	73
CPBH1003	4.20	S	4	16	450	3.00		0	2	2	3	4	4	5	75	75	75	75	75	75	16	S 16	CC09	73
CPBH1003	5.00	S	4	14	450	5.00		0	2	2	3	3	4	4	75	75	75	75	75	75	14	S 14	CC09	73
CPBH1003	6.50	S	1	5	450	6.50		0	1	0	1	1	1	2	75	75	75	75	75	75	5	S 5	CC09	73
CPBH1003	8.00	S	3	15	450	7.50		0	1	2	3	4	4	4	75	75	75	75	75	75	15	S 15	CC09	73
CPBH1003	9.50	S	3	15	450	7.50		0	1	2	3	3	4	5	75	75	75	75	75	75	15	S 15	CC09	73
CPBH1003	11.00	S	2	15	450	7.50		0	1	1	2	3	4	6	75	75	75	75	75	75	15	S 15	CC09	73
CPBH1003	12.50	S	3	12	450	7.50		0	1	2	2	3	3	4	75	75	75	75	75	75	12	S 12	CC09	73
CPBH1003	14.00	S	3	9	450	7.50		0	1	2	2	2	2	3	75	75	75	75	75	75	9	S 9	CC09	73
CPBH1003	15.00	S	3	11	450	7.50		0	1	2	2	2	3	4	75	75	75	75	75	75	11	S 11	CC09	73
CPBH1004	1.20	S	2	9	450			0	1	1	2	2	2	3	75	75	75	75	75	75	9	S 9	CC09	73
CPBH1004	2.20	S	3	14	450	1.50		0	1	2	2	3	4	5	75	75	75	75	75	75	14	S 14	CC09	73
CPBH1004	3.20	S	4	17	450	3.00		0	2	2	3	4	5	5	75	75	75	75	75	75	17	S 17	CC09	73
CPBH1004	4.20	S	2	15	450	3.00		0	1	1	3	3	4	5	75	75	75	75	75	75	15	S 15	CC09	73
CPBH1004	5.00	S	3	17	450	3.00		0	1	2	3	4	5	5	75	75	75	75	75	75	17	S 17	CC09	73
CPBH1004	6.50	S	7	11	450	6.50		0	3	4	3	2	3	3	75	75	75	75	75	75	11	S 11	CC09	73
CPBH1004	8.00	S	0	0	450	8.00		450	0	0	0	0	0	0	75	75	75	75	75	75	0	S<1	CC09	73
CPBH1004	9.50	S	1	3	450	9.50		0	1	0	0	1	1	1	75	75	75	75	75	75	3	S 3	CC09	73
CPBH1004	11.00	S	3	9	450	11.00		0	1	2	2	2	2	3	75	75	75	75	75	75	9	S 9	CC09	73
CPBH1004	12.50	S	3	8	450	12.00		0	1	2	2	2	2	2	75	75	75	75	75	75	8	S 8	CC09	73
CPBH1004	14.00	S	3	8	450	12.00		0	1	2	2	2	2	2	75	75	75	75	75	75	8	S 8	CC09	73
CPBH1004	15.00	S	3	9	450	12.00		0	1	2	2	2	2	3	75	75	75	75	75	75	9	S 9	CC09	73
CPBH1005	1.20	S	3	12	450			0	1	2	2	3	3	4	75	75	75	75	75	75	12	S 12	CC09	73
CPBH1005	2.20	S	4	18	450	1.50		0	2	2	3	4	5	6	75	75	75	75	75	75	18	S 18	CC09	73

STANDARD PENETRATION TEST



Telephone: 01452 739165, Fax: 01452 739220, Email: info@ccground.co.uk

Client:	The Crown Estate	Contract:	C6515
Site:	Land East of Hemel Hempstead GI	Checked:	RT

Notes:

1 Test carried out in general accordance with BS EN ISO 22476: Part 3 (2005)+A1: 2011 2 N values have not been subjected to any correction. 3 Test carried out using split spoon S, solid cone C.	4 Where full test drive not completed, linearly extrapolated N value reported. 5 <1 Denotes hammer self weight penetration (sank under own weight). 6 ** Denotes no effective penetration.
---	--

BH	Top Depth (m)	Type	Seating Blows	Blows Main Test	Total Penetration (mm)	Casing Depth (m)	Water Depth (m)	Self-Weight Penetration (mm)	Blows 1	Blows 2	Blows 3	Blows 4	Blows 5	Blows 6	Pen 1 (mm)	Pen 2 (mm)	Pen 3 (mm)	Pen 4 (mm)	Pen 5 (mm)	Pen 6 (mm)	Spt 'N' Value	SPT Reported Result	Hammer Serial Number	Hammer Energy Ratio (%)
CPBH1005	3.20	S	5	15	450	3.00		0	2	3	3	4	4	4	75	75	75	75	75	75	15	S 15	CC09	73
CPBH1005	4.20	S	4	14	450	3.00		0	2	2	3	3	4	4	75	75	75	75	75	75	14	S 14	CC09	73
CPBH1005	5.00	S	5	16	450	5.00		0	2	3	3	4	4	5	75	75	75	75	75	75	16	S 16	CC09	73
CPBH1005	6.50	S	4	15	450	6.50		0	2	2	3	4	4	4	75	75	75	75	75	75	15	S 15	CC09	73
CPBH1005	8.00	S	4	12	450	8.00		0	2	2	3	3	3	3	75	75	75	75	75	75	12	S 12	CC09	73
CPBH1005	9.50	S	3	4	450	9.50		0	1	2	1	1	1	1	75	75	75	75	75	75	4	S 4	CC09	73
CPBH1005	11.00	S	3	11	450	10.00		0	1	2	2	3	3	3	75	75	75	75	75	75	11	S 11	CC09	73
CPBH1005	12.50	S	3	10	450	10.00		0	1	2	2	2	3	3	75	75	75	75	75	75	10	S 10	CC09	73
CPBH1005	14.00	S	3	11	450	10.00		0	1	2	2	3	3	3	75	75	75	75	75	75	11	S 11	CC09	73
CPBH1005	15.00	S	5	14	450	10.00		0	2	3	3	3	4	4	75	75	75	75	75	75	14	S 14	CC09	73
CPBH1006	1.20	S	2	8	450			0	1	1	2	2	2	2	75	75	75	75	75	75	8	S 8	BS08	62
CPBH1006	2.00	S	3	9	450	2.00		0	2	1	2	2	2	2	75	75	75	75	75	75	9	S 9	BS08	62
CPBH1006	3.00	S	4	8	450	3.00		0	2	2	1	2	3	2	75	75	75	75	75	75	8	S 8	BS08	62
CPBH1006	5.00	S	7	14	450	5.00		0	4	3	3	3	4	4	75	75	75	75	75	75	14	S 14	BS08	62
CPBH1006	8.00	S	3	4	450	8.00		0	1	2	1	1	1	1	75	75	75	75	75	75	4	S 4	BS08	62
CPBH1006	9.50	S	2	6	450	8.00		0	1	1	1	2	2	1	75	75	75	75	75	75	6	S 6	BS08	62
CPBH1006	11.00	S	6	13	450	8.00		0	3	3	3	3	4	3	75	75	75	75	75	75	13	S 13	BS08	62
CPBH1006	12.50	S	7	14	450	8.00		0	3	4	3	3	3	5	75	75	75	75	75	75	14	S 14	BS08	62
CPBH1006	14.00	S	4	9	450	8.00		0	2	2	1	2	3	3	75	75	75	75	75	75	9	S 9	BS08	62
CPBH1006	15.00	S	4	8	450	8.00		0	1	3	3	3	2	3	75	75	75	75	75	75	4	S 11	BS08	62
CPBH1007	1.20	S	4	11	450			0	2	2	3	3	2	3	75	75	75	75	75	75	11	S 11	BS08	62
CPBH1007	2.00	S	4	18	450	2.00		0	1	3	4	5	4	5	75	75	75	75	75	75	18	S 18	BS08	62
CPBH1007	3.00	S	7	20	450	3.00		0	4	3	4	5	5	6	75	75	75	75	75	75	20	S 20	BS08	62
CPBH1007	4.00	S	9	17	450	4.00		0	4	5	3	5	5	4	75	75	75	75	75	75	17	S 17	BS08	62
CPBH1007	5.00	S	7	19	450	5.00		0	4	3	4	2	4	9	75	75	75	75	75	75	19	S 19	BS08	62

STANDARD PENETRATION TEST



Telephone: 01452 739165, Fax: 01452 739220, Email: info@ccground.co.uk

Client: Site:	The Crown Estate Land East of Hemel Hempstead GI	Contract: Checked:	C6515 RT
-------------------------	--	------------------------------	--------------------

Notes:

<p>1 Test carried out in general accordance with BS EN ISO 22476: Part 3 (2005)+A1: 2011</p> <p>2 N values have not been subjected to any correction.</p> <p>3 Test carried out using split spoon S, solid cone C.</p>	<p>4 Where full test drive not completed, linearly extrapolated N value reported.</p> <p>5 <1 Denotes hammer self weight penetration (sank under own weight).</p> <p>6 ** Denotes no effective penetration.</p>
--	--

BH	Top Depth (m)	Type	Seating Blows	Blows Main Test	Total Penetration (mm)	Casing Depth (m)	Water Depth (m)	Self-Weight Penetration (mm)	Blows 1	Blows 2	Blows 3	Blows 4	Blows 5	Blows 6	Pen 1 (mm)	Pen 2 (mm)	Pen 3 (mm)	Pen 4 (mm)	Pen 5 (mm)	Pen 6 (mm)	Spt 'N' Value	SPT Reported Result	Hammer Serial Number	Hammer Energy Ratio (%)
CPBH1007	6.50	S	3	11	450	6.50		0	2	1	2	3	3	3	75	75	75	75	75	75	11	S 11	BS08	62
CPBH1007	8.00	S	2	7	450	7.00		0	1	1	1	2	2	2	75	75	75	75	75	75	7	S 7	BS08	62
CPBH1007	9.50	S	3	7	450	7.00		0	1	2	2	1	2	2	75	75	75	75	75	75	7	S 7	BS08	62
CPBH1007	11.00	S	3	10	450	7.00		0	2	1	2	3	3	2	75	75	75	75	75	75	10	S 10	BS08	62
CPBH1007	12.50	S	4	10	450	7.00		0	2	2	2	3	3	2	75	75	75	75	75	75	10	S 10	BS08	62
CPBH1007	14.00	S	4	11	450	7.00		0	2	2	3	3	2	3	75	75	75	75	75	75	11	S 11	BS08	62
CPBH1007	15.00	S	5	10	450	7.00		0	2	3	3	3	2	2	75	75	75	75	75	75	10	S 10	BS08	62
CPBH1008	1.20	S	5	15	450			0	4	1	4	5	3	3	75	75	75	75	75	75	15	S 15	BS08	62
CPBH1008	2.00	S	3	12	450	2.00		0	2	1	3	3	3	3	75	75	75	75	75	75	12	S 12	BS08	62
CPBH1008	3.00	S	3	13	450	3.00		0	1	2	4	3	3	3	75	75	75	75	75	75	13	S 13	BS08	62
CPBH1008	4.00	S	4	15	450	4.00		0	2	2	3	4	4	4	75	75	75	75	75	75	15	S 15	BS08	62
CPBH1008	5.00	S	5	15	450	5.00		0	3	2	3	4	5	3	75	75	75	75	75	75	15	S 15	BS08	62
CPBH1008	6.50	S	2	6	450	6.50		0	1	1	1	1	2	2	75	75	75	75	75	75	6	S 6	BS08	62
CPBH1008	8.00	S	5	11	450	6.50		0	2	3	3	3	3	2	75	75	75	75	75	75	11	S 11	BS08	62
CPBH1008	9.50	S	2	7	450	6.50		0	1	1	2	1	2	2	75	75	75	75	75	75	7	S 7	BS08	62
CPBH1008	11.00	S	4	9	450	6.50		0	2	2	2	1	3	3	75	75	75	75	75	75	9	S 9	BS08	62
CPBH1008	12.50	S	3	11	450	6.50		0	1	2	3	2	3	3	75	75	75	75	75	75	11	S 11	BS08	62
CPBH1008	14.00	S	5	14	450	6.50		0	2	3	3	4	4	3	75	75	75	75	75	75	14	S 14	BS08	62
CPBH1008	15.00	S	6	12	450	6.50		0	3	3	2	4	3	3	75	75	75	75	75	75	12	S 12	BS08	62
CPBH1009	1.20	S	5	10	450			0	2	3	3	2	3	2	75	75	75	75	75	75	10	S 10	BS08	62
CPBH1009	2.00	S	4	9	450	2.00		0	2	2	2	3	2	2	75	75	75	75	75	75	9	S 9	BS08	62
CPBH1009	3.00	S	3	8	450	3.00		0	2	1	3	2	1	2	75	75	75	75	75	75	8	S 8	BS08	62
CPBH1009	4.00	S	3	7	450	4.00		0	1	2	2	2	1	2	75	75	75	75	75	75	7	S 7	BS08	62
CPBH1009	5.00	S	5	7	450	5.00		0	2	3	2	2	1	2	75	75	75	75	75	75	7	S 7	BS08	62
CPBH1009	6.50	S	4	7	450	6.50		0	2	2	2	1	2	2	75	75	75	75	75	75	7	S 7	BS08	62

STANDARD PENETRATION TEST



Telephone: 01452 739165, Fax: 01452 739220, Email: info@ccground.co.uk

Client: Site:	The Crown Estate Land East of Hemel Hempstead GI	Contract: Checked:	C6515 RT
-------------------------	--	------------------------------	--------------------

Notes:

<p>1 Test carried out in general accordance with BS EN ISO 22476: Part 3 (2005)+A1: 2011</p> <p>2 N values have not been subjected to any correction.</p> <p>3 Test carried out using split spoon S, solid cone C.</p>	<p>4 Where full test drive not completed, linearly extrapolated N value reported.</p> <p>5 <1 Denotes hammer self weight penetration (sank under own weight).</p> <p>6 ** Denotes no effective penetration.</p>
--	--

BH	Top Depth (m)	Type	Seating Blows	Blows Main Test	Total Penetration (mm)	Casing Depth (m)	Water Depth (m)	Self-Weight Penetration (mm)	Blows 1	Blows 2	Blows 3	Blows 4	Blows 5	Blows 6	Pen 1 (mm)	Pen 2 (mm)	Pen 3 (mm)	Pen 4 (mm)	Pen 5 (mm)	Pen 6 (mm)	Spt 'N' Value	SPT Reported Result	Hammer Serial Number	Hammer Energy Ratio (%)
CPBH1009	8.00	S	5	10	450	8.00		0	3	2	2	3	3	2	75	75	75	75	75	75	10	S 10	BS08	62
CPBH1009	9.50	S	4	13	450	9.50		0	2	2	3	3	3	4	75	75	75	75	75	75	13	S 13	BS08	62
CPBH1009	11.00	S	6	14	450	11.00		0	3	3	4	4	3	3	75	75	75	75	75	75	14	S 14	BS08	62
CPBH1009	12.50	S	4	13	450	12.50		0	2	2	3	3	3	4	75	75	75	75	75	75	13	S 13	BS08	62
CPBH1009	14.00	S	6	13	450	14.00		0	3	3	3	4	3	3	75	75	75	75	75	75	13	S 13	BS08	62
CPBH1009	15.00	S	7	15	450	15.00		0	4	3	3	4	4	4	75	75	75	75	75	75	15	S 15	BS08	62
CPBH1009	16.50	S	5	14	450	15.00		0	3	2	3	3	4	4	75	75	75	75	75	75	14	S 14	BS08	62
CPBH1009	18.00	S	4	9	450	17.00		0	2	2	2	2	2	3	75	75	75	75	75	75	9	S 9	BS08	62
CPBH1009	19.50	S	4	11	450	17.00		0	2	2	3	3	32	3	75	75	75	75	75	75	11	S 11	BS08	62
CPBH1010	1.20	S	5	13	450			0	2	3	4	4	2	3	75	75	75	75	75	75	13	S 13	BS08	62
CPBH1010	2.00	S	4	11	450	2.00		0	2	2	3	2	3	3	75	75	75	75	75	75	11	S 11	BS08	62
CPBH1010	3.00	S	4	11	450	3.00		0	2	2	3	2	3	3	75	75	75	75	75	75	11	S 11	BS08	62
CPBH1010	4.00	S	5	14	450	4.00		0	2	3	3	4	4	3	75	75	75	75	75	75	14	S 14	BS08	62
CPBH1010	5.00	S	7	14	450	5.00		0	4	3	4	3	3	4	75	75	75	75	75	75	14	S 14	BS08	62
CPBH1010	6.50	S	2	10	450	6.50		0	1	1	2	3	3	2	75	75	75	75	75	75	10	S 10	BS08	62
CPBH1010	8.00	S	2	11	450	7.50		0	1	1	3	3	2	3	75	75	75	75	75	75	11	S 11	BS08	62
CPBH1010	9.50	S	3	11	450	7.50		0	1	2	2	3	3	3	75	75	75	75	75	75	11	S 11	BS08	62
CPBH1010	11.00	S	5	11	450	7.50		0	2	3	3	4	2	2	75	75	75	75	75	75	11	S 11	BS08	62
CPBH1010	12.50	S	6	13	450	7.50		0	3	3	3	3	4	3	75	75	75	75	75	75	13	S 13	BS08	62
CPBH1010	14.00	S	3	9	450	7.50		0	1	2	3	2	2	2	75	75	75	75	75	75	9	S 9	BS08	62
CPBH1010	15.00	S	4	13	450	7.50		0	2	2	5	3	3	2	75	75	75	75	75	75	13	S 13	BS08	62
CPBH1011	1.20	S	3	10	450			0	1	2	3	2	2	3	75	75	75	75	75	75	10	S 10	BS08	62
CPBH1011	2.00	S	2	9	450	2.00		0	1	1	2	3	3	1	75	75	75	75	75	75	9	S 9	BS08	62
CPBH1011	3.00	S	10	16	450	3.00		0	7	3	4	4	5	3	75	75	75	75	75	75	16	S 16	BS08	62
CPBH1011	4.00	S	12	18	450	4.00		0	8	4	3	5	5	5	75	75	75	75	75	75	18	S 18	BS08	62

STANDARD PENETRATION TEST



Telephone: 01452 739165, Fax: 01452 739220, Email: info@ccground.co.uk

Client: Site:	The Crown Estate Land East of Hemel Hempstead GI	Contract: Checked:	C6515 RT
-------------------------	--	------------------------------	--------------------

Notes:

<p>1 Test carried out in general accordance with BS EN ISO 22476: Part 3 (2005)+A1: 2011</p> <p>2 N values have not been subjected to any correction.</p> <p>3 Test carried out using split spoon S, solid cone C.</p>	<p>4 Where full test drive not completed, linearly extrapolated N value reported.</p> <p>5 <1 Denotes hammer self weight penetration (sank under own weight).</p> <p>6 ** Denotes no effective penetration.</p>
--	--

BH	Top Depth (m)	Type	Seating Blows	Blows Main Test	Total Penetration (mm)	Casing Depth (m)	Water Depth (m)	Self-Weight Penetration (mm)	Blows 1	Blows 2	Blows 3	Blows 4	Blows 5	Blows 6	Pen 1 (mm)	Pen 2 (mm)	Pen 3 (mm)	Pen 4 (mm)	Pen 5 (mm)	Pen 6 (mm)	Spt 'N' Value	SPT Reported Result	Hammer Serial Number	Hammer Energy Ratio (%)
CPBH1011	5.00	S	7	12	450	5.00		0	3	4	3	3	3	3	75	75	75	75	75	75	12	S 12	BS08	62
CPBH1011	6.50	S	4	9	450	6.50		0	2	2	2	2	2	3	75	75	75	75	75	75	9	S 9	BS08	62
CPBH1011	8.00	S	4	11	450	7.00		0	2	2	3	2	3	3	75	75	75	75	75	75	11	S 11	BS08	62
CPBH1011	9.50	S	4	14	450	7.00		0	2	2	2	5	3	4	75	75	75	75	75	75	14	S 14	BS08	62
CPBH1011	11.00	S	5	11	450	7.00		0	2	3	3	3	2	3	75	75	75	75	75	75	11	S 11	BS08	62
CPBH1011	12.50	S	3	8	450	7.00		0	1	2	1	3	2	2	75	75	75	75	75	75	8	S 8	BS08	62
CPBH1011	14.00	S	4	11	450	7.00		0	2	2	2	3	2	4	75	75	75	75	75	75	11	S 11	BS08	62
CPBH1011	15.00	S	8	16	450	7.00		0	5	3	4	4	3	5	75	75	75	75	75	75	16	S 16	BS08	62
CPBH1012	1.20	S	6	14	450			0	3	3	3	4	4	3	75	75	75	75	75	75	14	S 14	BS08	62
CPBH1012	2.00	S	3	6	450	2.00		0	1	2	2	2	1	1	75	75	75	75	75	75	6	S 6	BS08	62
CPBH1012	3.00	S	2	13	450	2.00		0	1	1	6	2	3	2	75	75	75	75	75	75	13	S 13	BS08	62
CPBH1012	4.00	S	2	7	450	2.00		0	1	1	2	2	2	1	75	75	75	75	75	75	7	S 7	BS08	62
CPBH1012	5.00	S	4	9	450	2.00		0	2	2	3	2	2	2	75	75	75	75	75	75	9	S 9	BS08	62
CPBH1012	6.50	S	2	8	450	2.00		0	1	1	1	2	2	3	75	75	75	75	75	75	8	S 8	BS08	62
CPBH1012	8.00	S	3	10	450	2.00		0	1	2	2	3	3	2	75	75	75	75	75	75	10	S 10	BS08	62
CPBH1012	9.50	S	2	8	450	2.00		0	1	1	2	2	1	3	75	75	75	75	75	75	8	S 8	BS08	62
CPBH1012	11.00	S	4	10	450	2.00		0	1	3	2	2	4	2	75	75	75	75	75	75	10	S 10	BS08	62
CPBH1012	12.50	S	7	15	450	2.00		0	4	3	3	4	4	4	75	75	75	75	75	75	15	S 15	BS08	62
CPBH1012	14.00	S	9	21	450	2.00		0	4	5	5	5	6	5	75	75	75	75	75	75	21	S 21	BS08	62
CPBH1012	15.00	S	14	29	450	2.00		0	7	7	6	8	8	7	75	75	75	75	75	75	29	S 29	BS08	62
CPBH1013	1.20	S	4	14	450			0	2	2	3	4	4	3	75	75	75	75	75	75	14	S 14	CC09	73
CPBH1013	2.20	S	7	11	450	1.50		0	3	4	4	3	2	2	75	75	75	75	75	75	11	S 11	CC09	73
CPBH1013	3.20	S	5	7	450	3.00		0	2	3	2	1	2	2	75	75	75	75	75	75	7	S 7	CC09	73
CPBH1013	4.20	S	2	4	450	4.00		0	1	1	1	1	1	1	75	75	75	75	75	75	2	S 4	CC09	73
CPBH1013	5.00	S	5	5	450	4.00		0	2	3	1	1	1	2	75	75	75	75	75	75	5	S 5	CC09	73

STANDARD PENETRATION TEST



Telephone: 01452 739165, Fax: 01452 739220, Email: info@ccground.co.uk

Client: Site:	The Crown Estate Land East of Hemel Hempstead GI	Contract: Checked:	C6515 RT
-------------------------	--	------------------------------	--------------------

Notes:

<p>1 Test carried out in general accordance with BS EN ISO 22476: Part 3 (2005)+A1: 2011</p> <p>2 N values have not been subjected to any correction.</p> <p>3 Test carried out using split spoon S, solid cone C.</p>	<p>4 Where full test drive not completed, linearly extrapolated N value reported.</p> <p>5 <1 Denotes hammer self weight penetration (sank under own weight).</p> <p>6 ** Denotes no effective penetration.</p>
--	--

BH	Top Depth (m)	Type	Seating Blows	Blows Main Test	Total Penetration (mm)	Casing Depth (m)	Water Depth (m)	Self-Weight Penetration (mm)	Blows 1	Blows 2	Blows 3	Blows 4	Blows 5	Blows 6	Pen 1 (mm)	Pen 2 (mm)	Pen 3 (mm)	Pen 4 (mm)	Pen 5 (mm)	Pen 6 (mm)	Spt 'N' Value	SPT Reported Result	Hammer Serial Number	Hammer Energy Ratio (%)
CPBH1013	6.50	S	4	6	450	4.00		0	2	2	2	1	1	2	75	75	75	75	75	75	6	S 6	CC09	73
CPBH1013	8.00	S	4	7	450	4.00		0	2	2	3	1	2	1	75	75	75	75	75	75	7	S 7	CC09	73
CPBH1013	9.50	S	3	4	450	4.00		0	1	2	1	1	1	1	75	75	75	75	75	75	4	S 4	CC09	73
CPBH1013	11.00	S	4	20	450	4.00		0	2	2	2	5	7	6	75	75	75	75	75	75	20	S 20	CC09	73
CPBH1013	12.50	S	4	15	450	4.00		0	2	2	3	4	4	4	75	75	75	75	75	75	15	S 15	CC09	73
CPBH1013	14.00	S	5	14	450	4.00		0	2	3	3	3	4	4	75	75	75	75	75	75	14	S 14	CC09	73
CPBH1013	15.00	S	5	16	450	4.00		0	2	3	3	4	5	4	75	75	75	75	75	75	16	S 16	CC09	73
CPBH1014	1.20	S	5	7	450			0	3	2	2	2	1	2	75	75	75	75	75	75	7	S 7	BS08	62
CPBH1014	2.00	S	4	6	450	2.00		0	1	2	2	1	1	2	75	75	75	75	57	75	6	S 6	BS08	62
CPBH1014	3.00	S	4	14	450	2.00		0	2	2	4	4	3	3	75	75	75	75	75	75	14	S 14	BS08	62
CPBH1014	4.00	S	5	12	450	2.00		0	3	2	3	3	4	2	75	75	75	75	75	75	12	S 12	BS08	62
CPBH1014	5.00	S	4	8	450	2.00		0	2	2	1	3	2	2	75	75	75	75	75	75	8	S 8	BS08	62
CPBH1014	6.00	S	9	11	450	2.00		0	5	4	3	2	3	3	75	75	75	75	75	75	11	S 11	BS08	62
CPBH1014	8.00	S	6	13	450	2.00		0	3	3	4	3	3	3	75	75	75	75	75	75	13	S 13	BS08	62
CPBH1014	9.50	S	3	8	450	2.00		0	2	1	1	3	2	2	75	75	75	75	75	75	8	S 8	BS08	62
CPBH1014	11.00	S	5	10	450	2.00		0	2	3	3	1	3	3	75	75	75	75	75	75	10	S 10	BS08	62
CPBH1014	12.50	S	3	12	450	2.00		0	2	1	1	4	3	4	75	75	75	75	75	75	12	S 12	BS08	62
CPBH1014	14.00	S	5	13	450	2.00		0	2	3	3	4	3	3	75	75	75	75	75	75	13	S 13	BS08	62
CPBH1014	15.00	S	20	37	450	2.00		0	12	8	9	11	8	9	75	75	75	75	75	75	37	S 37	BS08	62
CPBH1015	1.20	S	6	13	450			0	3	3	4	4	2	3	75	75	75	75	75	75	13	S 13	BS08	62
CPBH1015	2.00	S	6	11	450	2.00		0	3	3	2	3	4	2	75	75	75	75	75	75	11	S 11	BS08	62
CPBH1015	3.00	S	3	8	450	3.00		0	2	1	2	3	2	1	75	75	75	75	75	75	8	S 8	BS08	62
CPBH1015	4.00	S	2	5	450	4.00		0	1	1	2	1	1	1	75	75	75	75	75	75	5	S 5	BS08	62
CPBH1015	5.00	S	3	7	450	4.50		0	2	1	1	2	2	2	75	75	75	75	75	75	7	S 7	BS08	62
CPBH1015	6.50	S	2	6	450	4.50		0	1	1	2	1	2	1	75	75	75	75	75	75	6	S 6	BS08	62

STANDARD PENETRATION TEST



Telephone: 01452 739165, Fax: 01452 739220, Email: info@ccground.co.uk

Client: Site:	The Crown Estate Land East of Hemel Hempstead GI	Contract: Checked:	C6515 RT
-------------------------	--	------------------------------	--------------------

Notes:

<p>1 Test carried out in general accordance with BS EN ISO 22476: Part 3 (2005)+A1: 2011</p> <p>2 N values have not been subjected to any correction.</p> <p>3 Test carried out using split spoon S, solid cone C.</p>	<p>4 Where full test drive not completed, linearly extrapolated N value reported.</p> <p>5 <1 Denotes hammer self weight penetration (sank under own weight).</p> <p>6 ** Denotes no effective penetration.</p>
--	--

BH	Top Depth (m)	Type	Seating Blows	Blows Main Test	Total Penetration (mm)	Casing Depth (m)	Water Depth (m)	Self-Weight Penetration (mm)	Blows 1	Blows 2	Blows 3	Blows 4	Blows 5	Blows 6	Pen 1 (mm)	Pen 2 (mm)	Pen 3 (mm)	Pen 4 (mm)	Pen 5 (mm)	Pen 6 (mm)	Spt 'N' Value	SPT Reported Result	Hammer Serial Number	Hammer Energy Ratio (%)
CPBH1015	8.00	S	4	12	450	4.50		0	2	2	3	3	2	4	75	75	75	75	75	75	12	S 12	BS08	62
CPBH1015	9.50	S	8	15	450	4.50		0	4	4	6	3	3	3	75	75	75	75	75	75	15	S 15	BS08	62
CPBH1015	11.00	S	12	19	450	4.50		0	6	6	8	5	3	3	75	75	75	75	75	75	19	S 19	BS08	62
CPBH1015	12.50	S	5	12	450	4.50		0	3	2	4	4	2	2	75	75	75	75	75	75	12	S 12	BS08	62
CPBH1015	14.00	S	6	17	450	4.50		0	4	2	4	5	5	3	75	75	75	75	75	75	17	S 17	BS08	62
CPBH1015	15.00	S	22	37	450	4.50		0	14	8	4	13	10	10	75	75	75	75	75	75	37	S 37	BS08	62
CPBH1016	1.20	S	8	9	450			0	4	4	2	2	2	3	75	75	75	75	75	75	9	S 9	CC09	73
CPBH1016	2.20	S	11	23	450	1.50		0	5	6	7	6	5	5	75	75	75	75	75	75	23	S 23	CC09	73
CPBH1016	3.20	S	2	8	450	3.00		0	1	1	2	2	2	2	75	75	75	75	75	75	8	S 8	CC09	73
CPBH1016	4.20	S	4	12	450	4.00		0	2	2	4	3	3	2	75	75	75	75	75	75	12	S 12	CC09	73
CPBH1016	5.00	S	2	14	450	4.00		0	1	1	2	4	4	4	75	75	75	75	75	75	14	S 14	CC09	73
CPBH1016	6.50	S	4	12	450	4.00		0	2	2	2	3	3	4	75	75	75	75	75	75	12	S 12	CC09	73
CPBH1016	8.00	S	8	10	450	4.00		0	4	4	3	2	2	3	75	75	75	75	75	75	10	S 10	CC09	73
CPBH1016	9.50	S	4	10	450	4.00		0	2	2	2	2	3	3	75	75	75	75	75	75	10	S 10	CC09	73
CPBH1016	11.00	S	3	17	450	4.00		0	1	2	3	4	5	5	75	75	75	75	75	75	17	S 17	CC09	73
CPBH1016	12.50	S	5	10	450	4.00		0	2	3	3	3	2	2	75	75	75	75	75	75	10	S 10	CC09	73
CPBH1016	14.00	S	5	16	450	4.00		0	2	3	4	3	4	5	75	75	75	75	75	75	16	S 16	CC09	73
CPBH1016	15.00	S	5	18	450	4.00		0	2	3	4	4	5	5	75	75	75	75	75	75	18	S 18	CC09	73
CPBH1017	1.20	S	3	8	450			0	1	2	2	2	2	2	75	75	75	75	75	75	8	S 8	BS08	62
CPBH1017	2.00	S	2	9	450	2.00		0	1	1	3	3	2	1	75	75	75	75	75	75	9	S 9	BS08	62
CPBH1017	3.00	S	3	7	450	2.50		0	2	1	2	2	1	2	75	75	75	75	75	75	7	S 7	BS08	62
CPBH1017	4.00	S	3	7	450	2.50		0	2	1	2	1	3	1	75	75	75	75	75	75	7	S 7	BS08	62
CPBH1017	5.00	S	4	9	450	2.50		0	2	2	1	2	3	3	75	75	75	75	75	75	9	S 9	BS08	62
CPBH1017	6.50	S	3	5	450	2.50		0	1	2	1	1	2	1	75	75	75	75	75	75	5	S 5	BS08	62
CPBH1017	8.00	S	2	9	450	2.50		0	1	1	2	2	3	2	75	75	75	75	75	75	9	S 9	BS08	62

STANDARD PENETRATION TEST



Telephone: 01452 739165, Fax: 01452 739220, Email: info@ccground.co.uk

Client: Site:	The Crown Estate Land East of Hemel Hempstead GI	Contract: Checked:	C6515 RT
-------------------------	--	------------------------------	--------------------

Notes:

<p>1 Test carried out in general accordance with BS EN ISO 22476: Part 3 (2005)+A1: 2011</p> <p>2 N values have not been subjected to any correction.</p> <p>3 Test carried out using split spoon S, solid cone C.</p>	<p>4 Where full test drive not completed, linearly extrapolated N value reported.</p> <p>5 <1 Denotes hammer self weight penetration (sank under own weight).</p> <p>6 ** Denotes no effective penetration.</p>
--	--

BH	Top Depth (m)	Type	Seating Blows	Blows Main Test	Total Penetration (mm)	Casing Depth (m)	Water Depth (m)	Self-Weight Penetration (mm)	Blows 1	Blows 2	Blows 3	Blows 4	Blows 5	Blows 6	Pen 1 (mm)	Pen 2 (mm)	Pen 3 (mm)	Pen 4 (mm)	Pen 5 (mm)	Pen 6 (mm)	Spt 'N' Value	SPT Reported Result	Hammer Serial Number	Hammer Energy Ratio (%)
CPBH1017	9.50	S	3	6	450	2.50		0	2	1	1	1	2	2	75	75	75	75	75	75	6	S 6	BS08	62
CPBH1017	11.00	S	4	9	450	2.50		0	2	2	1	3	2	3	75	75	75	75	75	75	9	S 9	BS08	62
CPBH1017	12.50	S	5	32	450	2.50		0	3	2	5	14	7	6	75	75	75	75	75	75	32	S 32	BS08	62
CPBH1017	14.00	S	6	14	450	2.50		0	2	4	3	2	4	5	75	75	75	75	75	75	14	S 14	BS08	62
CPBH1017	15.00	S	7	21	450	2.50		0	3	4	4	6	6	5	75	75	75	75	75	75	21	S 21	BS08	62
CPBH1018	1.20	S	3	9	450			0	1	2	2	2	2	3	75	75	75	75	75	75	9	S 9	CC09	73
CPBH1018	2.20	S	5	16	450	1.50		0	2	3	3	4	4	5	75	75	75	75	75	75	16	S 16	CC09	73
CPBH1018	3.20	S	4	10	450	3.00		0	2	2	3	3	2	2	75	75	75	75	75	75	10	S 10	CC09	73
CPBH1018	4.20	S	5	15	450	3.50		0	2	3	3	3	4	5	75	75	75	75	75	75	15	S 15	CC09	73
CPBH1018	5.00	S	6	18	450	3.50		0	2	4	4	4	4	6	75	75	75	75	75	75	18	S 18	CC09	73
CPBH1018	6.50	S	2	9	450	3.50		0	1	1	2	2	2	3	75	75	75	75	75	75	9	S 9	CC09	73
CPBH1018	8.00	S	8	14	450	3.50		0	4	4	5	2	4	3	75	75	75	75	75	75	14	S 14	CC09	73
CPBH1018	9.50	S	11	39	450	3.50		0	4	7	8	9	10	12	75	75	75	75	75	75	39	S 39	CC09	73
CPBH1018	11.00	S	3	9	450	3.50		0	1	2	2	2	2	3	75	75	75	75	75	75	9	S 9	CC09	73
CPBH1018	12.50	S	2	2	450	3.50		0	1	1	1	1	0	0	75	75	75	75	75	75	2	S 2	CC09	73
CPBH1018	14.00	S	1	0	450	3.50		400	1	0	0	0	0	0	75	75	75	75	75	75	0	S>1	CC09	73
CPBH1018	15.00	S	2	15	450	3.50		0	1	1	2	3	5	5	75	75	75	75	75	75	15	S 15	CC09	73
CPBH1019	1.20	S	3	8	450	1.00		0	1	2	2	2	2	2	75	75	75	75	75	75	8	S 8	CC09	73
CPBH1019	2.20	S	4	5	450	1.50		0	2	2	1	1	2	1	75	75	75	75	75	75	5	S 5	CC09	73
CPBH1019	3.20	S	4	10	450	3.00		0	2	2	2	2	3	3	75	75	75	75	75	75	10	S 10	CC09	73
CPBH1019	4.20	S	3	8	450	4.00		0	1	2	2	2	2	2	75	75	75	75	75	75	8	S 8	CC09	73
CPBH1019	5.00	S	3	9	450	4.00		0	1	2	2	2	2	3	75	75	75	75	75	75	9	S 9	CC09	73
CPBH1019	6.50	S	4	14	450	4.00		0	2	2	3	3	4	4	75	75	75	75	75	75	14	S 14	CC09	73
CPBH1019	8.00	S	3	15	450	4.00		0	1	2	3	5	4	3	75	75	75	75	75	75	15	S 15	CC09	73
CPBH1019	9.50	S	3	15	450	4.00		0	1	2	3	4	4	4	75	75	75	75	75	75	15	S 15	CC09	73

STANDARD PENETRATION TEST



Telephone: 01452 739165, Fax: 01452 739220, Email: info@ccground.co.uk

Client:	The Crown Estate	Contract:	C6515
Site:	Land East of Hemel Hempstead GI	Checked:	RT

Notes:

<p>1 Test carried out in general accordance with BS EN ISO 22476: Part 3 (2005)+A1: 2011</p> <p>2 N values have not been subjected to any correction.</p> <p>3 Test carried out using split spoon S, solid cone C.</p>	<p>4 Where full test drive not completed, linearly extrapolated N value reported.</p> <p>5 <1 Denotes hammer self weight penetration (sank under own weight).</p> <p>6 ** Denotes no effective penetration.</p>
--	--

BH	Top Depth (m)	Type	Seating Blows	Blows Main Test	Total Penetration (mm)	Casing Depth (m)	Water Depth (m)	Self-Weight Penetration (mm)	Blows 1	Blows 2	Blows 3	Blows 4	Blows 5	Blows 6	Pen 1 (mm)	Pen 2 (mm)	Pen 3 (mm)	Pen 4 (mm)	Pen 5 (mm)	Pen 6 (mm)	Spt 'N' Value	SPT Reported Result	Hammer Serial Number	Hammer Energy Ratio (%)
CPBH1019	11.00	S	1	5	450	4.00		0	1	0	1	1	1	2	75	75	75	75	75	75	5	S 5	CC09	73
CPBH1019	12.50	S	8	25	450	4.00		0	1	7	6	7	6	6	75	75	75	75	75	75	25	S 25	CC09	73
CPBH1019	14.00	S	8	20	450	4.00		0	4	4	6	5	5	4	75	75	75	75	75	75	20	S 20	CC09	73
CPBH1019	15.00	S	7	20	450	4.00		0	3	4	4	5	5	6	75	75	75	75	75	75	20	S 20	CC09	73
CPBH1020	2.20	S	3	13	450	1.50		0	1	2	2	3	4	4	75	75	75	75	75	75	13	S 13	CC09	73
CPBH1020	4.20	S	4	23	450	3.00		0	2	2	7	9	4	3	75	75	75	75	75	75	23	S 23	CC09	73
CPBH1020	5.00	S	8	11	450	5.00		0	4	4	3	3	3	2	75	75	75	75	75	75	11	S 11	CC09	73
CPBH1020	6.50	S	4	12	450	6.00		0	2	2	3	3	3	3	75	75	75	75	75	75	12	S 12	CC09	73
CPBH1020	8.00	S	4	13	450	6.00		0	2	2	3	3	3	4	75	75	75	75	75	75	13	S 13	CC09	73
CPBH1020	9.50	S	3	10	450	6.00		0	1	2	2	2	3	3	75	75	75	75	75	75	10	S 10	CC09	73
CPBH1020	11.00	S	3	13	450	6.00		0	1	2	3	3	3	4	75	75	75	75	75	75	13	S 13	CC09	73
CPBH1020	12.50	S	4	13	450	6.00		0	2	2	3	3	3	4	75	75	75	75	75	75	13	S 13	CC09	73
CPBH1020	14.00	S	4	13	450	6.00		0	2	2	3	3	3	4	75	75	75	75	75	75	13	S 13	CC09	73
CPBH1020	15.00	S	5	16	450	6.00		0	2	3	3	4	4	5	75	75	75	75	75	75	16	S 16	CC09	73
CPBH1021	1.20	S	4	9	450			0	1	3	2	2	2	3	75	75	75	75	75	75	9	S 9	BS08	62
CPBH1021	3.00	S	4	10	450	3.00		0							75	75	75	75	75	75	10	S 10	BS08	62
CPBH1021	5.00	S	5	12	450	5.00		0							75	75	75	75	75	75	12	S 12	BS08	62
CPBH1021	8.00	S	2	4	450	8.00		0							75	75	75	75	75	75	4	S 4	BS08	62
CPBH1021	9.50	S	2	8	450	8.00		0							75	75	75	75	75	75	8	S 8	BS08	62
CPBH1021	11.00	S	3	6	450	8.00		0							75	75	75	75	75	75	6	S 6	BS08	62
CPBH1021	12.50	S	3	9	450	8.00		0							75	75	75	75	75	75	9	S 9	BS08	62
CPBH1021	14.00	S	7	16	450	8.00		0							75	75	75	75	75	75	16	S 16	BS08	62
CPBH1021	15.00	S	6	15	450	8.00		0							75	75	75	75	75	75	15	S 15	BS08	62
CPBH1022	1.20	S	3	7	450			0	1	2	1	2	2	2	75	75	75	75	75	75	7	S 7	BS08	62
CPBH1022	3.00	S	3	10	450	3.00		0	1	2	3	3	2	2	75	75	75	75	75	75	10	S 10	BS08	62

STANDARD PENETRATION TEST



Telephone: 01452 739165, Fax: 01452 739220, Email: info@ccground.co.uk

Client:	The Crown Estate	Contract:	C6515
Site:	Land East of Hemel Hempstead GI	Checked:	RT

Notes:

<p>1 Test carried out in general accordance with BS EN ISO 22476: Part 3 (2005)+A1: 2011</p> <p>2 N values have not been subjected to any correction.</p> <p>3 Test carried out using split spoon S, solid cone C.</p>	<p>4 Where full test drive not completed, linearly extrapolated N value reported.</p> <p>5 <1 Denotes hammer self weight penetration (sank under own weight).</p> <p>6 ** Denotes no effective penetration.</p>
--	--

BH	Top Depth (m)	Type	Seating Blows	Blows Main Test	Total Penetration (mm)	Casing Depth (m)	Water Depth (m)	Self-Weight Penetration (mm)	Blows 1	Blows 2	Blows 3	Blows 4	Blows 5	Blows 6	Pen 1 (mm)	Pen 2 (mm)	Pen 3 (mm)	Pen 4 (mm)	Pen 5 (mm)	Pen 6 (mm)	Spt 'N' Value	SPT Reported Result	Hammer Serial Number	Hammer Energy Ratio (%)
CPBH1022	5.00	S	4	12	450	5.00		0	2	2	2	2	4	4	75	75	75	75	75	75	12	S 12	BS08	62
CPBH1022	6.50	S	2	7	450	6.50		0	1	1	2	2	1	2	75	75	75	75	75	75	7	S 7	BS08	62
CPBH1022	8.00	S	4	6	450	7.00		0	2	2	1	2	2	1	75	75	75	75	75	75	6	S 6	BS08	62
CPBH1022	9.50	S	3	10	450	7.00		0	1	2	2	3	3	2	75	75	75	75	75	75	10	S 10	BS08	62
CPBH1022	11.00	S	4	13	450	7.00		0	2	2	3	3	4	3	75	75	75	75	75	75	13	S 13	BS08	62
CPBH1022	12.50	S	5	9	450	7.00		0	2	3	1	3	3	2	75	75	75	75	75	75	9	S 9	BS08	62
CPBH1022	14.00	S	4	11	450	7.00		0	1	3	2	2	4	3	75	75	75	75	75	75	11	S 11	BS08	62
CPBH1022	15.00	S	6	13	450	7.00		0	2	4	3	3	4	3	75	75	75	75	75	75	13	S 13	BS08	62
CPBH1023	1.20	S	3	9	450			0	2	1	2	2	3	2	75	75	75	75	75	75	9	S 9	BS08	62
CPBH1023	2.00	S	3	11	450	2.00		0	1	2	2	3	3	3	75	75	75	75	75	75	11	S 11	BS08	62
CPBH1023	3.00	S	4	15	450	3.00		0	2	2	4	4	3	4	75	75	75	75	75	75	15	S 15	BS08	62
CPBH1023	4.00	S	5	15	450	4.00		0	2	3	3	3	4	5	75	75	75	75	75	75	15	S 15	BS08	62
CPBH1023	5.00	S	8	18	450	5.00		0	4	4	6	4	4	4	75	75	75	75	75	75	18	S 18	BS08	62
CPBH1023	6.50	S	3	9	450	6.50		0	1	2	2	3	2	2	75	75	75	75	75	75	9	S 9	BS08	62
CPBH1023	8.00	S	4	9	450	6.50		0	2	2	3	3	1	2	75	75	75	75	75	75	9	S 9	BS08	62
CPBH1023	9.50	S	5	9	450	6.50		0	3	2	3	2	2	2	75	75	75	75	75	75	9	S 9	BS08	62
CPBH1023	11.00	S	6	9	450	6.50		0	3	3	1	3	3	2	75	75	75	75	75	75	9	S 9	BS08	62
CPBH1023	12.50	S	5	8	450	6.50		0	3	2	2	2	2	2	75	75	75	75	75	75	8	S 8	BS08	62
CPBH1023	14.00	S	6	13	450	6.50		0	3	3	2	4	3	4	75	75	75	75	75	75	13	S 13	BS08	62
CPBH1023	15.00	S	6	17	450	6.50		0	3	3	4	4	5	4	75	75	75	75	75	75	17	S 17	BS08	62
CPBH1024	1.20	S	5	11	450			0	3	2	4	2	2	3	75	75	75	75	75	75	11	S 11	BS08	62
CPBH1024	2.00	S	5	14	450	2.00		0	3	2	4	3	3	4	75	75	75	75	75	75	14	S 14	BS08	62
CPBH1024	4.00	S	4	13	450	4.00		0	2	2	2	3	3	5	75	75	75	75	75	75	13	S 13	BS08	62
CPBH1024	5.00	S	5	10	450	5.00		0	2	3	2	3	2	3	75	75	75	75	75	75	10	S 10	BS08	62
CPBH1024	6.50	S	4	11	450	5.00		0	2	2	3	3	3	2	75	75	75	75	75	75	11	S 11	BS08	62

STANDARD PENETRATION TEST

Telephone: 01452 739165, Fax: 01452 739220, Email: info@ccground.co.uk



CC Ground Investigations Ltd

Client: Site:	The Crown Estate Land East of Hemel Hempstead GI	Contract: Checked:	C6515 RT
-------------------------	--	------------------------------	--------------------

Notes:

<p>1 Test carried out in general accordance with BS EN ISO 22476: Part 3 (2005)+A1: 2011</p> <p>2 N values have not been subjected to any correction.</p> <p>3 Test carried out using split spoon S, solid cone C.</p>	<p>4 Where full test drive not completed, linearly extrapolated N value reported.</p> <p>5 <1 Denotes hammer self weight penetration (sank under own weight).</p> <p>6 ** Denotes no effective penetration.</p>
--	--

BH	Top Depth (m)	Type	Seating Blows	Blows Main Test	Total Penetration (mm)	Casing Depth (m)	Water Depth (m)	Self-Weight Penetration (mm)	Blows 1	Blows 2	Blows 3	Blows 4	Blows 5	Blows 6	Pen 1 (mm)	Pen 2 (mm)	Pen 3 (mm)	Pen 4 (mm)	Pen 5 (mm)	Pen 6 (mm)	Spt 'N' Value	SPT Reported Result	Hammer Serial Number	Hammer Energy Ratio (%)
CPBH1024	8.00	S	4	10	450	5.00		0	2	2	2	2	3	3	75	75	75	75	75	75	10	S 10	BS08	62
CPBH1024	9.50	S	4	11	450	5.00		0	2	2	3	2	3	3	75	75	75	75	75	75	11	S 11	BS08	62
CPBH1024	11.00	S	5	17	450	5.00		0	3	2	5	5	3	4	75	75	75	75	75	75	17	S 17	BS08	62
CPBH1024	12.50	S	6	19	450	5.00		0	3	3	5	5	4	5	75	75	75	75	75	75	19	S 19	BS08	62
CPBH1024	14.00	S	6	15	450	5.00		0	3	3	4	4	3	4	75	75	75	75	75	75	15	S 15	BS08	62
CPBH1024	15.00	S	7	15	450	5.00		0	3	4	4	5	3	3	75	75	75	75	75	75	15	S 15	BS08	62
CPBH1025	1.20	S	4	15	450	1.00		0	2	2	3	4	4	4	75	75	75	75	75	75	15	S 15	CC09	73
CPBH1025	2.20	S	4	8	450	1.50		0	1	1	2	2	2	2	75	75	75	75	75	75	8	S 8	CC09	73
CPBH1025	2.70	S	3	4	450	3.00		0	2	1	1	1	1	1	75	75	75	75	75	75	4	S 4	CC09	73
CPBH1025	4.20	S	4	8	450	3.00		0	2	2	2	2	2	2	75	75	75	75	75	75	8	S 8	CC09	73
CPBH1025	5.00	S	2	8	450	3.00		0	1	1	2	2	2	2	75	75	75	75	75	75	8	S 8	CC09	73
CPBH1025	6.50	S	3	8	450	3.00		0	1	2	2	2	2	2	75	75	75	75	75	75	8	S 8	CC09	73
CPBH1025	8.00	S	2	7	450	3.00		0	1	1	1	2	2	2	75	75	75	75	75	75	7	S 7	CC09	73
CPBH1025	9.50	S	2	9	450	3.00		0	1	1	2	2	2	3	75	75	75	75	75	75	9	S 9	CC09	73
CPBH1025	11.00	S	7	21	450	3.00		0	3	4	4	5	6	6	75	75	75	75	75	75	21	S 21	CC09	73
CPBH1025	12.50	S	2	11	450	3.00		0	1	1	2	2	3	4	75	75	75	75	75	75	11	S 11	CC09	73
CPBH1025	14.00	S	3	11	450	3.00		0	1	2	2	3	3	3	75	75	75	75	75	75	11	S 11	CC09	73
CPBH1025	15.00	S	4	15	450	3.00		0	2	2	4	4	4	3	75	75	75	75	75	75	15	S 15	CC09	73
CPBH1026	1.20	S	4	15	450	1.00		0	2	2	3	4	4	4	75	75	75	75	75	75	15	S 15	CC09	73
CPBH1026	2.20	S	2	13	450	1.50		0	1	1	2	3	4	4	75	75	75	75	75	75	13	S 13	CC09	73
CPBH1026	3.20	S	4	12	450	3.00		0	2	2	3	3	3	3	75	75	75	75	75	75	12	S 12	CC09	73
CPBH1026	4.20	S	4	12	450	3.50		0	2	2	2	23	4	3	75	75	75	75	75	75	12	S 12	CC09	73
CPBH1026	5.00	S	3	11	450	3.50		0	1	2	2	2	3	4	75	75	75	75	75	75	11	S 11	CC09	73
CPBH1026	6.50	S	4	12	450	3.50		0	2	2	2	4	3	3	75	75	75	75	75	75	12	S 12	CC09	73
CPBH1026	8.00	S	3	7	450	3.50		0	1	2	1	2	2	2	75	75	75	75	75	75	7	S 7	CC09	73

STANDARD PENETRATION TEST



Telephone: 01452 739165, Fax: 01452 739220, Email: info@ccground.co.uk

Client: Site:	The Crown Estate Land East of Hemel Hempstead GI	Contract: Checked:	C6515 RT
-------------------------	--	------------------------------	--------------------

Notes:

<p>1 Test carried out in general accordance with BS EN ISO 22476: Part 3 (2005)+A1: 2011</p> <p>2 N values have not been subjected to any correction.</p> <p>3 Test carried out using split spoon S, solid cone C.</p>	<p>4 Where full test drive not completed, linearly extrapolated N value reported.</p> <p>5 <1 Denotes hammer self weight penetration (sank under own weight).</p> <p>6 ** Denotes no effective penetration.</p>
--	--

BH	Top Depth (m)	Type	Seating Blows	Blows Main Test	Total Penetration (mm)	Casing Depth (m)	Water Depth (m)	Self-Weight Penetration (mm)	Blows 1	Blows 2	Blows 3	Blows 4	Blows 5	Blows 6	Pen 1 (mm)	Pen 2 (mm)	Pen 3 (mm)	Pen 4 (mm)	Pen 5 (mm)	Pen 6 (mm)	Spt 'N' Value	SPT Reported Result	Hammer Serial Number	Hammer Energy Ratio (%)
CPBH1026	9.50	S	3	9	450	3.50		0	1	2	2	2	2	3	75	75	75	75	75	75	9	S 9	CC09	73
CPBH1026	11.00	S	9	12	450	3.50		0	4	5	3	2	3	4	75	75	75	75	75	75	12	S 12	CC09	73
CPBH1026	12.50	S	4	15	450	3.50		0	2	2	3	3	4	5	75	75	75	75	75	75	15	S 15	CC09	73
CPBH1026	14.00	S	5	16	450	3.50		0	2	3	3	4	4	5	75	75	75	75	75	75	16	S 16	CC09	73
CPBH1026	15.00	S	5	19	450	3.50		0	2	3	4	4	5	6	75	75	75	75	75	75	19	S 19	CC09	73
CPBH1027	1.20	S	4	15	450	1.00		0	2	2	3	4	4	4	75	75	75	75	75	75	15	S 15	CC09	73
CPBH1027	2.20	S	2	12	450	1.50		0	1	1	2	3	3	4	75	75	75	75	75	75	12	S 12	CC09	73
CPBH1027	3.20	S	3	11	450	3.00		0	1	2	2	3	3	3	75	75	75	75	75	75	11	S 11	CC09	73
CPBH1027	4.20	S	3	15	450	3.00		0	1	2	3	4	4	4	75	75	75	75	75	75	15	S 15	CC09	73
CPBH1027	5.00	S	3	8	450	3.00		0	1	2	2	2	2	2	75	75	75	75	75	75	8	S 8	CC09	73
CPBH1027	6.50	S	2	8	450	6.50		0	1	1	2	2	2	2	75	75	75	75	75	75	8	S 8	CC09	73
CPBH1027	8.00	S	3	10	450	6.50		0	1	2	2	2	3	3	75	75	75	75	75	75	10	S 10	CC09	73
CPBH1027	9.50	S	3	13	450	6.50		0	1	2	2	3	4	4	75	75	75	75	75	75	13	S 13	CC09	73
CPBH1027	11.00	S	4	12	450	6.50		0	2	2	3	3	3	3	75	75	75	75	75	75	12	S 12	CC09	73
CPBH1027	12.50	S	3	13	450	6.50		0	1	2	2	2	4	5	75	75	75	75	75	75	13	S 13	CC09	73
CPBH1027	14.00	S	4	17	450	6.50		0	2	2	3	4	5	5	75	75	75	75	75	75	17	S 17	CC09	73
CPBH1027	15.00	S	3	14	450	6.50		0	1	2	2	3	4	5	75	75	75	75	75	75	14	S 14	CC09	73
CPBH1028	1.20	S	9	13	450			0	6	3	4	3	3	3	75	75	75	75	75	75	13	S 13	BS08	62
CPBH1028	2.00	S	3	9	450	2.00		0	1	2	2	2	2	3	75	75	75	75	75	75	9	S 9	BS08	62
CPBH1028	3.00	S	3	9	450	3.00		0	1	2	2	3	2	2	75	75	75	75	75	75	9	S 9	BS08	62
CPBH1028	4.00	S	2	9	450	4.00		0	1	1	2	2	3	2	75	75	75	75	75	75	9	S 9	BS08	62
CPBH1028	5.00	S	4	10	450	5.00		0	2	2	2	3	3	2	75	75	75	75	75	75	10	S 10	BS08	62
CPBH1028	6.50	S	3	11	450	5.00		0	1	2	3	3	2	3	75	75	75	75	75	75	11	S 11	BS08	62
CPBH1028	8.00	S	5	14	450	5.00		0	2	3	3	4	3	4	75	75	75	75	75	75	14	S 14	BS08	62
CPBH1028	9.50	S	6	21	450	5.00		0	2	4	5	6	6	4	75	75	75	75	75	75	21	S 21	BS08	62

STANDARD PENETRATION TEST



Telephone: 01452 739165, Fax: 01452 739220, Email: info@ccground.co.uk

Client: Site:	The Crown Estate Land East of Hemel Hempstead GI	Contract: Checked:	C6515 RT
-------------------------	--	------------------------------	--------------------

Notes:

<p>1 Test carried out in general accordance with BS EN ISO 22476: Part 3 (2005)+A1: 2011</p> <p>2 N values have not been subjected to any correction.</p> <p>3 Test carried out using split spoon S, solid cone C.</p>	<p>4 Where full test drive not completed, linearly extrapolated N value reported.</p> <p>5 <1 Denotes hammer self weight penetration (sank under own weight).</p> <p>6 ** Denotes no effective penetration.</p>
--	--

BH	Top Depth (m)	Type	Seating Blows	Blows Main Test	Total Penetration (mm)	Casing Depth (m)	Water Depth (m)	Self-Weight Penetration (mm)	Blows 1	Blows 2	Blows 3	Blows 4	Blows 5	Blows 6	Pen 1 (mm)	Pen 2 (mm)	Pen 3 (mm)	Pen 4 (mm)	Pen 5 (mm)	Pen 6 (mm)	Spt 'N' Value	SPT Reported Result	Hammer Serial Number	Hammer Energy Ratio (%)
CPBH1028	11.00	S	10	25	450	5.00		0	3	7	8	8	5	4	75	75	75	75	75	75	25	S 25	BS08	62
CPBH1028	12.50	S	8	19	450	5.00		0	3	5	5	4	5	5	75	75	75	75	75	75	19	S 19	BS08	62
CPBH1028	14.00	S	8	21	450	5.00		0	4	4	5	6	6	4	75	75	75	75	75	75	21	S 21	BS08	62
CPBH1028	15.00	S	25	50	115	5.00		0	25		50				40		75				200	S*200	BS08	62
CPBH1029	1.20	S	3	9	450			0	1	2	2	3	2	2	75	75	75	75	75	75	9	S 9	BS08	62
CPBH1029	3.00	S	4	8	450	3.00		0	2	2	1	2	2	3	75	75	75	75	75	75	8	S 8	BS08	62
CPBH1029	4.00	S	3	7	450	4.00		0	1	1	2	2	1	2	75	75	75	75	75	75	7	S 7	BS08	62
CPBH1029	5.00	S	3	10	450	5.00		0	2	1	2	3	2	3	75	75	75	75	75	75	10	S 10	BS08	62
CPBH1029	6.50	S	3	11	450	5.00		0	1	2	2	3	3	3	75	75	75	75	75	75	11	S 11	BS08	62
CPBH1029	8.00	S	3	13	450	5.00		0	1	2	3	3	4	3	75	75	75	75	75	75	13	S 13	BS08	62
CPBH1029	9.50	S	4	11	450	5.00		0	2	2	2	3	2	4	75	75	75	75	75	75	11	S 11	BS08	62
CPBH1029	11.00	S	5	12	450	5.00		0	3	2	3	3	2	4	75	75	75	75	75	75	12	S 12	BS08	62
CPBH1029	12.50	S	5	15	450	5.00		0	2	3	3	4	4	4	75	75	75	75	75	75	15	S 15	BS08	62
CPBH1029	14.00	S	7	20	450	5.00		0	3	4	4	5	6	5	75	75	75	75	75	75	20	S 20	BS08	62
CPBH1029	15.00	S	6	19	450	5.00		0	3	3	4	4	6	5	75	75	75	75	75	75	19	S 19	BS08	62
CPBH1030	1.20	S	5	16	450			0	2	3	3	4	4	5	75	75	75	75	75	75	16	S 16	CC09	73
CPBH1030	2.20	S	7	31	450			0	1	6	7	8	8	8	75	75	75	75	75	75	31	S 31	CC09	73
CPBH1030	3.20	S	5	16	450			0	2	3	3	4	4	5	75	75	75	75	75	75	16	S 16	CC09	73
CPBH1030	4.20	S	6	31	450			0	2	4	6	8	8	9	75	75	75	75	75	75	31	S 31	CC09	73
CPBH1030	5.00	S	3	13	450			0	1	2	2	3	4	4	75	75	75	75	75	75	13	S 13	CC09	73
CPBH1030	6.50	S	5	12	450	6.00		0	3	2	2	4	3	3	75	75	75	75	75	75	12	S 12	CC09	73
CPBH1030	8.00	S	5	14	450	6.00		0	2	3	3	3	4	4	75	75	75	75	75	75	14	S 14	CC09	73
CPBH1030	9.50	S	2	6	450	6.00		0	1	1	1	1	2	2	75	75	75	75	75	75	6	S 6	CC09	73
CPBH1030	11.00	S	8	19	450	6.00		0	4	4	5	6	5	3	75	75	75	75	75	75	19	S 19	CC09	73
CPBH1030	12.50	S	16	38	450	6.00		0	4	12	8	7	6	17	75	75	75	75	75	75	38	S 38	CC09	73

STANDARD PENETRATION TEST



Telephone: 01452 739165, Fax: 01452 739220, Email: info@ccground.co.uk

Client: Site:	The Crown Estate Land East of Hemel Hempstead GI	Contract: Checked:	C6515 RT
-------------------------	--	------------------------------	--------------------

Notes:

1 Test carried out in general accordance with BS EN ISO 22476: Part 3 (2005)+A1: 2011 2 N values have not been subjected to any correction. 3 Test carried out using split spoon S, solid cone C.	4 Where full test drive not completed, linearly extrapolated N value reported. 5 <1 Denotes hammer self weight penetration (sank under own weight). 6 ** Denotes no effective penetration.
---	--

BH	Top Depth (m)	Type	Seating Blows	Blows Main Test	Total Penetration (mm)	Casing Depth (m)	Water Depth (m)	Self-Weight Penetration (mm)	Blows 1	Blows 2	Blows 3	Blows 4	Blows 5	Blows 6	Pen 1 (mm)	Pen 2 (mm)	Pen 3 (mm)	Pen 4 (mm)	Pen 5 (mm)	Pen 6 (mm)	Spt 'N' Value	SPT Reported Result	Hammer Serial Number	Hammer Energy Ratio (%)
CPBH1030	14.00	S	8	19	450	6.00		0	3	5	4	3	5	7	75	75	75	75	75	75	19	S 19	CC09	73
CPBH1030	15.00	S	9	29	450	6.00		0	4	5	6	6	8	9	75	75	75	75	75	75	29	S 29	CC09	73
CPBH1031	1.20	S	3	13	450			0	1	2	3	3	3	4	75	75	75	75	75	75	13	S 13	CC09	73
CPBH1031	2.20	S	3	9	450	1.50		0	1	2	2	2	2	3	75	75	75	75	75	75	9	S 9	CC09	73
CPBH1031	3.20	S	5	14	450	3.00		0	2	3	3	3	4	4	75	75	75	75	75	75	14	S 14	CC09	73
CPBH1031	4.20	S	3	14	450	4.00		0	1	2	3	4	4	3	75	75	75	75	75	75	14	S 14	CC09	73
CPBH1031	5.00	S	3	17	450	4.00		0	1	2	2	3	4	8	75	75	75	75	75	75	17	S 17	CC09	73
CPBH1031	6.50	S	1	4	450	6.50		0	1	0	1	1	1	1	75	75	75	75	75	75	4	S 4	CC09	73
CPBH1031	8.00	S	3	10	450	6.50		0	1	2	2	3	2	3	75	75	75	75	75	75	10	S 10	CC09	73
CPBH1031	9.50	S	6	15	450	6.50		0	3	3	4	4	4	3	75	75	75	75	75	75	15	S 15	CC09	73
CPBH1031	11.00	S	9	15	450	6.50		0	1	4	5	4	3	3	75	75	75	75	75	75	15	S 15	CC09	73
CPBH1031	12.00	S	12	28	450	6.50		0	6	6	6	6	8	8	75	75	75	75	75	75	28	S 28	CC09	73
CPBH1031	14.00	S	9	28	450	6.50		0	4	5	5	6	8	9	75	75	75	75	75	75	28	S 28	CC09	73
CPBH1031	15.00	S	11	31	450	6.50		0	5	6	6	7	8	10	75	75	75	75	75	75	31	S 31	CC09	73
CPBH1032	1.20	S	8	20	450	1.00		0	3	5	7	6	4	3	75	75	75	75	75	75	20	S 20	CC09	73
CPBH1032	2.20	S	3	12	450	1.50		0	1	2	2	3	3	4	75	75	75	75	75	75	12	S 12	CC09	73
CPBH1032	3.20	S	4	13	450	3.00		0	2	2	3	5	3	2	75	75	75	75	75	75	13	S 13	CC09	73
CPBH1032	4.20	S	5	16	450	3.00		0	2	3	3	4	4	5	75	75	75	75	75	75	16	S 16	CC09	73
CPBH1032	5.00	S	6	18	450	3.00		0	2	4	5	4	4	5	75	75	75	75	75	75	18	S 18	CC09	73
CPBH1032	6.50	S	5	25	450	3.00		0	2	3	5	5	7	8	75	75	75	75	75	75	25	S 25	CC09	73
CPBH1032	8.00	S	7	50	450	3.00		0	2	5	10	12	13	15	75	75	75	75	75	75	50	S 50	CC09	73
CPBH1032	9.50	S	17	40	450	3.00		0	7	10	13	11	9	7	75	75	75	75	75	75	40	S 40	CC09	73
CPBH1032	11.00	S	12	34	450	3.00		0	5	7	7	7	8	12	75	75	75	75	75	75	34	S 34	CC09	73
CPBH1032	12.50	S	13	39	450	3.00		0	5	8	9	9	10	11	75	75	75	75	75	75	39	S 39	CC09	73
CPBH1032	14.00	S	19	44	450	3.00		0	7	12	11	8	11	14	75	75	75	75	75	75	44	S 44	CC09	73

STANDARD PENETRATION TEST



Telephone: 01452 739165, Fax: 01452 739220, Email: info@ccground.co.uk

Client: Site:	The Crown Estate Land East of Hemel Hempstead GI	Contract: Checked:	C6515 RT
-------------------------	--	------------------------------	--------------------

Notes:

<p>1 Test carried out in general accordance with BS EN ISO 22476: Part 3 (2005)+A1: 2011</p> <p>2 N values have not been subjected to any correction.</p> <p>3 Test carried out using split spoon S, solid cone C.</p>	<p>4 Where full test drive not completed, linearly extrapolated N value reported.</p> <p>5 <1 Denotes hammer self weight penetration (sank under own weight).</p> <p>6 ** Denotes no effective penetration.</p>
--	--

BH	Top Depth (m)	Type	Seating Blows	Blows Main Test	Total Penetration (mm)	Casing Depth (m)	Water Depth (m)	Self-Weight Penetration (mm)	Blows 1	Blows 2	Blows 3	Blows 4	Blows 5	Blows 6	Pen 1 (mm)	Pen 2 (mm)	Pen 3 (mm)	Pen 4 (mm)	Pen 5 (mm)	Pen 6 (mm)	Spt 'N' Value	SPT Reported Result	Hammer Serial Number	Hammer Energy Ratio (%)
CPBH1032	15.00	S	6	50	410	3.00		0	2	4	5	16	19	10	75	75	75	75	75	35	58	S*58	CC09	73
CPBH1033	1.20	S	6	15	450	1.00		0	3	3	3	4	4	4	75	75	75	75	75	75	15	S 15	CC09	73
CPBH1033	2.20	S	5	16	450	1.50		0	2	3	3	4	4	5	75	75	75	75	75	75	16	S 16	CC09	73
CPBH1033	3.20	S	5	15	450	3.00		0	2	3	3	4	4	4	75	75	75	75	75	75	15	S 15	CC09	73
CPBH1033	4.20	S	5	13	450	3.50		0	2	3	3	3	3	4	75	75	75	75	75	75	13	S 13	CC09	73
CPBH1033	5.00	S	9	15	450	3.50		0	4	5	5	4	3	3	75	75	75	75	75	75	15	S 15	CC09	73
CPBH1033	6.50	S	9	23	450	3.50		0	4	5	6	6	5	6	75	75	75	75	75	75	23	S 23	CC09	73
CPBH1033	8.00	S	21	38	450	3.50		0	9	12	11	14	9	4	75	75	75	75	75	75	38	S 38	CC09	73
CPBH1033	9.50	S	10	20	450	3.50		0	3	7	5	5	6	4	75	75	75	75	75	75	20	S 20	CC09	73
CPBH1033	11.00	S	3	11	450	3.50		0	1	2	2	3	3	3	75	75	75	75	75	75	11	S 11	CC09	73
CPBH1033	12.50	S	5	14	450	3.50		0	2	3	3	3	4	4	75	75	75	75	75	75	14	S 14	CC09	73
CPBH1033	14.00	S	4	15	450	3.50		0	2	2	3	4	4	4	75	75	75	75	75	75	15	S 15	CC09	73
CPBH1033	15.00	S	5	18	450	3.50		0	2	3	4	4	4	6	75	75	75	75	75	75	18	S 18	CC09	73
CPBH1034	1.20	S	5	10	450	1.00		0	2	3	2	3	2	3	75	75	75	75	75	75	10	S 10	CC09	73
CPBH1034	2.20	S	2	11	450	1.50		0	1	1	2	3	3	3	75	75	75	75	75	75	11	S 11	CC09	73
CPBH1034	3.20	S	1	10	450	3.00		75	0	1	2	2	3	3	75	75	75	75	75	75	10	S 10	CC09	73
CPBH1034	4.20	S	4	17	450	3.00		0	2	2	3	4	5	5	75	75	75	75	75	75	17	S 17	CC09	73
CPBH1034	5.00	S	4	21	450	5.00		0	2	2	3	5	5	8	75	75	75	75	75	75	21	S 21	CC09	73
CPBH1034	6.50	S	4	24	450	6.00		0	1	3	5	5	6	8	75	75	75	75	75	75	24	S 24	CC09	73
CPBH1034	8.00	S	2	8	450	8.00		0	1	1	2	2	2	2	75	75	75	75	75	75	8	S 8	CC09	73
CPBH1034	9.50	S	2	3	450	8.00		0	1	1	0	1	1	1	75	75	75	75	75	75	3	S 3	CC09	73
CPBH1034	11.00	S	3	12	450	8.00		0	1	2	2	3	3	4	75	75	75	75	75	75	12	S 12	CC09	73
CPBH1034	12.50	S	3	13	450	8.00		0	1	2	3	3	3	4	75	75	75	75	75	75	13	S 13	CC09	73
CPBH1034	14.00	S	4	10	450	8.00		0	2	2	2	2	3	3	75	75	75	75	75	75	10	S 10	CC09	73
CPBH1034	15.00	S	5	15	450	8.00		0	2	3	3	4	4	4	75	75	75	75	75	75	15	S 15	CC09	73

STANDARD PENETRATION TEST



Telephone: 01452 739165, Fax: 01452 739220, Email: info@ccground.co.uk

Client: Site:	The Crown Estate Land East of Hemel Hempstead GI	Contract: Checked:	C6515 RT
-------------------------	--	------------------------------	--------------------

Notes:

<p>1 Test carried out in general accordance with BS EN ISO 22476: Part 3 (2005)+A1: 2011</p> <p>2 N values have not been subjected to any correction.</p> <p>3 Test carried out using split spoon S, solid cone C.</p>	<p>4 Where full test drive not completed, linearly extrapolated N value reported.</p> <p>5 <1 Denotes hammer self weight penetration (sank under own weight).</p> <p>6 ** Denotes no effective penetration.</p>
--	--

BH	Top Depth (m)	Type	Seating Blows	Blows Main Test	Total Penetration (mm)	Casing Depth (m)	Water Depth (m)	Self-Weight Penetration (mm)	Blows 1	Blows 2	Blows 3	Blows 4	Blows 5	Blows 6	Pen 1 (mm)	Pen 2 (mm)	Pen 3 (mm)	Pen 4 (mm)	Pen 5 (mm)	Pen 6 (mm)	Spt 'N' Value	SPT Reported Result	Hammer Serial Number	Hammer Energy Ratio (%)
CPBH1035	1.20	S	9	22	450			0	4	5	5	5	6	6	75	75	75	75	75	75	22	S 22	bs08	62
CPBH1035	2.00	S	4	13	450	2.00		0	2	2	3	3	3	4	75	75	75	75	75	75	13	S 13	bs08	62
CPBH1035	3.00	S	4	11	450	3.00		0	2	2	2	3	3	3	75	75	75	75	75	75	11	S 11	bs08	62
CPBH1035	4.00	S	3	12	450	4.00		0	2	1	2	3	3	4	75	75	75	75	75	75	12	S 12	bs08	62
CPBH1035	5.00	S	9	8	450	5.00		0	4	5	2	1	2	3	75	75	75	75	75	75	8	S 8	bs08	62
CPBH1035	6.50	S	5	12	450	6.50		0	2	3	5	3	2	2	75	75	75	75	75	75	12	S 12	bs08	62
CPBH1035	8.00	S	2	5	450	8.00		0	1	1	1	1	1	2	75	75	75	75	75	75	5	S 5	bs08	62
CPBH1035	9.50	S	3	7	450	8.00		0	1	2	2	1	1	3	75	75	75	75	75	75	7	S 7	bs08	62
CPBH1035	11.00	S	9	22	450	8.00		0	4	5	5	5	6	6	75	75	75	75	75	75	22	S 22	bs08	62
CPBH1035	12.50	S	8	26	450	8.00		0	3	5	5	7	7	7	75	75	75	75	75	75	26	S 26	bs08	62
CPBH1035	14.00	S	12	39	450	8.00		0	5	7	8	10	10	11	75	75	75	75	75	75	39	S 39	bs08	62
CPBH1035	15.00	S	14	43	450	8.00		0	7	7	9	12	12	10	75	75	75	75	75	75	43	S 43	bs08	62
CPBH1036	1.20	S	6	14	450			0	3	3	4	4	3	3	75	75	75	75	75	75	14	S 14	bs08	62
CPBH1036	2.00	S	5	12	450	2.00		0	2	3	2	3	3	4	75	75	75	75	75	75	12	S 12	bs08	62
CPBH1036	3.00	S	10	14	450	3.00		0	6	4	3	4	4	3	75	75	75	75	75	75	14	S 14	bs08	62
CPBH1036	4.00	S	11	13	450	4.00		0	5	6	4	3	3	3	75	75	75	75	75	75	13	S 13	bs08	62
CPBH1036	5.00	S	3	9	450	5.00		0	1	2	2	2	2	3	75	75	75	75	75	75	9	S 9	bs08	62
CPBH1036	6.50	S	7	14	450	5.50		0	4	3	3	4	4	3	75	75	75	75	75	75	14	S 14	bs08	62
CPBH1036	8.00	S	5	13	450	5.50		0	2	3	3	3	4	3	75	75	75	75	75	75	13	S 13	bs08	62
CPBH1036	9.50	S	5	11	450	5.50		0	2	3	2	4	2	3	75	75	75	75	75	75	11	S 11	bs08	62
CPBH1036	11.00	S	5	13	450	5.50		0	2	3	3	3	4	3	75	75	75	75	75	75	13	S 13	bs08	62
CPBH1036	12.50	S	7	19	450	5.50		0	3	4	4	5	5	5	75	75	75	75	75	75	19	S 19	bs08	62
CPBH1036	14.00	S	7	18	450	5.50		0	3	4	4	4	5	5	75	75	75	75	75	75	18	S 18	bs08	62
CPBH1036	15.00	S	6	15	450	5.50		0	3	3	4	3	4	4	75	75	75	75	75	75	15	S 15	bs08	62
CPBH1037	1.20	S	3	15	450			0	1	2	2	3	4	6	75	75	75	75	75	75	15	S 15	CC09	73

STANDARD PENETRATION TEST



Telephone: 01452 739165, Fax: 01452 739220, Email: info@ccground.co.uk

Client:	The Crown Estate	Contract:	C6515
Site:	Land East of Hemel Hempstead GI	Checked:	RT

Notes:

1 Test carried out in general accordance with BS EN ISO 22476: Part 3 (2005)+A1: 2011 2 N values have not been subjected to any correction. 3 Test carried out using split spoon S, solid cone C.	4 Where full test drive not completed, linearly extrapolated N value reported. 5 <1 Denotes hammer self weight penetration (sank under own weight). 6 ** Denotes no effective penetration.
---	--

BH	Top Depth (m)	Type	Seating Blows	Blows Main Test	Total Penetration (mm)	Casing Depth (m)	Water Depth (m)	Self-Weight Penetration (mm)	Blows 1	Blows 2	Blows 3	Blows 4	Blows 5	Blows 6	Pen 1 (mm)	Pen 2 (mm)	Pen 3 (mm)	Pen 4 (mm)	Pen 5 (mm)	Pen 6 (mm)	Spt 'N' Value	SPT Reported Result	Hammer Serial Number	Hammer Energy Ratio (%)
CPBH1037	2.20	S	3	16	450	1.50		0	1	2	3	4	4	5	75	75	75	75	75	75	16	S 16	CC09	73
CPBH1037	3.20	S	3	16	450	3.00		0	1	2	3	4	5	4	75	75	75	75	75	75	16	S 16	CC09	73
CPBH1037	4.20	S	4	16	450	3.00		0	1	3	3	4	4	5	75	75	75	75	75	75	16	S 16	CC09	73
CPBH1037	5.00	S	7	19	450	3.00		0	3	4	4	5	5	5	75	75	75	75	75	75	19	S 19	CC09	73
CPBH1037	6.50	S	4	14	450	6.00		0	2	2	3	3	4	4	75	75	75	75	75	75	14	S 14	CC09	73
CPBH1037	8.00	S	4	16	450	7.50		0	2	2	3	4	4	5	75	75	75	75	75	75	16	S 16	CC09	73
CPBH1037	9.50	S	5	19	450	9.50		0	2	3	4	4	5	6	75	75	75	75	75	75	19	S 19	CC09	73
CPBH1037	11.00	S	4	11	450	11.00		0	2	2	2	2	3	4	75	75	75	75	75	75	11	S 11	CC09	73
CPBH1037	12.50	S	7	21	450	11.00		0	3	4	5	5	5	6	75	75	75	75	75	75	21	S 21	CC09	73
CPBH1037	14.00	S	6	21	450	11.00		0	3	3	4	5	6	6	75	75	75	75	75	75	21	S 21	CC09	73
CPBH1037	15.00	S	9	26	450	11.00		0	4	5	5	6	7	8	75	75	75	75	75	75	26	S 26	CC09	73
CPBH1038	1.20	S	7	18	450			0	3	4	5	4	4	5	75	75	75	75	75	75	18	S 18	CC09	73
CPBH1038	2.20	S	5	17	450	1.50		0	2	3	4	4	4	5	75	75	75	75	75	75	17	S 17	CC09	73
CPBH1038	3.20	S	3	14	450	3.00		0	1	2	2	3	4	5	75	75	75	75	75	75	14	S 14	CC09	73
CPBH1038	4.20	S	3	16	450	4.20		0	1	2	3	4	4	5	75	75	75	75	75	75	16	S 16	CC09	73
CPBH1038	5.00	S	4	23	450	5.00		0	1	3	4	4	6	9	75	75	75	75	75	75	23	S 23	CC09	73
CPBH1038	6.50	S	6	28	450	6.50		0	2	4	5	5	8	10	75	75	75	75	75	75	28	S 28	CC09	73
CPBH1038	7.20	S	10	18	450	6.50		0	7	3	6	3	5	4	75	75	75	75	75	75	18	S 18	CC09	73
CPBH1039	1.20	S	3	7	450	0.00	Dry	0	1	2	1	2	2	2	75	75	75	75	75	75	7	S 7	bs08	62
CPBH1039	2.00	S	2	7	450	2.00	Dry	0	1	1	2	2	1	2	75	75	75	75	75	75	7	S 7	bs08	62
CPBH1039	3.00	S	3	10	450	3.00	Dry	0	1	2	2	3	3	2	75	75	75	75	75	75	10	S 10	bs08	62
CPBH1039	4.00	S	3	10	450	4.00	Dry	0	1	2	3	3	2	2	75	75	75	75	75	75	10	S 10	bs08	62
CPBH1039	5.00	S	5	11	450	4.50	Dry	0	2	3	3	3	2	3	75	75	75	75	75	75	11	S 11	bs08	62
CPBH1039	6.50	S	4	18	450	4.50	Dry	0	2	2	4	5	5	4	75	75	75	75	75	75	18	S 18	bs08	62
CPBH1039	8.00	S	4	11	450	4.50	Dry	0	2	2	3	2	3	3	75	75	75	75	75	75	11	S 11	bs08	62

STANDARD PENETRATION TEST



Telephone: 01452 739165, Fax: 01452 739220, Email: info@ccground.co.uk

Client: Site:	The Crown Estate Land East of Hemel Hempstead GI	Contract: Checked:	C6515 RT
-------------------------	--	------------------------------	--------------------

Notes:

<p>1 Test carried out in general accordance with BS EN ISO 22476: Part 3 (2005)+A1: 2011</p> <p>2 N values have not been subjected to any correction.</p> <p>3 Test carried out using split spoon S, solid cone C.</p>	<p>4 Where full test drive not completed, linearly extrapolated N value reported.</p> <p>5 <1 Denotes hammer self weight penetration (sank under own weight).</p> <p>6 ** Denotes no effective penetration.</p>
--	--

BH	Top Depth (m)	Type	Seating Blows	Blows Main Test	Total Penetration (mm)	Casing Depth (m)	Water Depth (m)	Self-Weight Penetration (mm)	Blows 1	Blows 2	Blows 3	Blows 4	Blows 5	Blows 6	Pen 1 (mm)	Pen 2 (mm)	Pen 3 (mm)	Pen 4 (mm)	Pen 5 (mm)	Pen 6 (mm)	Spt 'N' Value	SPT Reported Result	Hammer Serial Number	Hammer Energy Ratio (%)
CPBH1039	9.50	S	4	10	450	4.50	Dry	0	3	1	2	3	2	3	75	75	75	75	75	75	10	S 10	bs08	62
CPBH1039	11.00	S	5	12	450	4.50	Dry	0	2	3	3	3	1	5	75	75	75	75	75	75	12	S 12	bs08	62
CPBH1039	12.50	S	4	14	450	4.50	Dry	0	2	2	4	5	3	2	75	75	75	75	75	75	14	S 14	bs08	62
CPBH1039	14.00	S	4	14	450	4.50	Dry	0	2	2	3	4	3	4	75	75	75	75	75	75	14	S 14	bs08	62
CPBH1039	15.00	S	4	10	450	4.50	Dry	0	2	2	2	2	2	4	75	75	75	75	75	75	10	S 10	bs08	62
CPBH1040	1.20	S	3	15	450			0	1	2	3	5	4	3	75	75	75	75	75	75	15	S 15	BS08	62
CPBH1040	2.00	S	4	11	450	2.00		0	2	2	2	2	3	4	75	75	75	75	75	75	11	S 11	BS08	62
CPBH1040	4.00	S	4	14	450	4.00		0	2	2	3	3	4	4	75	75	75	75	75	75	14	S 14	BS08	62
CPBH1040	5.00	S	4	15	450	5.00		0	1	3	3	3	4	5	75	75	75	75	75	75	15	S 15	BS08	62
CPBH1040	6.50	S	5	18	450	6.00		0	2	3	5	4	5	4	75	75	75	75	75	75	18	S 18	BS08	62
CPBH1040	8.00	S	6	16	450	7.50		0	3	3	4	3	4	5	75	75	75	75	75	75	16	S 16	BS08	62
CPBH1040	9.50	S	3	6	450	9.00		0	1	2	2	1	1	2	75	75	75	75	75	75	6	S 6	BS08	62
CPBH1040	11.00	S	4	10	450	9.00		0	2	2	2	2	3	3	75	75	75	75	75	75	10	S 10	BS08	62
CPBH1040	12.50	S	4	13	450	9.00		0	2	2	3	4	3	3	75	75	75	75	75	75	13	S 13	BS08	62
CPBH1040	14.00	S	8	25	450	9.00		0	4	4	5	7	6	7	75	75	75	75	75	75	25	S 25	BS08	62
CPBH1040	15.00	S	9	29	450	9.00		0	4	5	7	8	6	8	75	75	75	75	75	75	29	S 29	BS08	62
CPBH1041	1.20	S	4	11	450			0	2	2	2	2	3	4	75	75	75	75	75	75	11	S 11	CC09	73
CPBH1041	2.20	S	4	16	450			0	2	2	3	4	4	5	75	75	75	75	75	75	16	S 16	CC09	73
CPBH1041	3.20	S	3	18	450			0	1	2	3	4	5	6	75	75	75	75	75	75	18	S 18	CC09	73
CPBH1041	4.20	S	5	17	450	1.50		0	2	3	3	4	5	5	75	75	75	75	75	75	17	S 17	CC09	73
CPBH1041	5.00	S	9	14	450	5.00		0	3	6	3	3	3	5	75	75	75	75	75	75	14	S 14	CC09	73
CPBH1041	6.50	S	5	10	450	6.50		0	2	3	3	3	2	2	75	75	75	75	75	75	10	S 10	CC09	73
CPBH1041	8.00	S	4	8	450	8.00		0	2	2	2	2	2	2	75	75	75	75	75	75	8	S 8	CC09	73
CPBH1041	9.50	S	4	20	450	8.50		0	1	3	5	5	6	4	75	75	75	75	75	75	20	S 20	CC09	73
CPBH1041	11.00	S	3	14	450	8.50		0	1	2	3	5	3	3	75	75	75	75	75	75	14	S 14	CC09	73

STANDARD PENETRATION TEST



Telephone: 01452 739165, Fax: 01452 739220, Email: info@ccground.co.uk

Client: Site:	The Crown Estate Land East of Hemel Hempstead GI	Contract: Checked:	C6515 RT
-------------------------	--	------------------------------	--------------------

Notes:

<p>1 Test carried out in general accordance with BS EN ISO 22476: Part 3 (2005)+A1: 2011</p> <p>2 N values have not been subjected to any correction.</p> <p>3 Test carried out using split spoon S, solid cone C.</p>	<p>4 Where full test drive not completed, linearly extrapolated N value reported.</p> <p>5 <1 Denotes hammer self weight penetration (sank under own weight).</p> <p>6 ** Denotes no effective penetration.</p>
--	--

BH	Top Depth (m)	Type	Seating Blows	Blows Main Test	Total Penetration (mm)	Casing Depth (m)	Water Depth (m)	Self-Weight Penetration (mm)	Blows 1	Blows 2	Blows 3	Blows 4	Blows 5	Blows 6	Pen 1 (mm)	Pen 2 (mm)	Pen 3 (mm)	Pen 4 (mm)	Pen 5 (mm)	Pen 6 (mm)	Spt 'N' Value	SPT Reported Result	Hammer Serial Number	Hammer Energy Ratio (%)
CPBH1041	12.50	S	5	17	450	8.50		0	2	3	5	7	3	2	75	75	75	75	75	75	17	S 17	CC09	73
CPBH1041	14.00	S	4	18	450	8.50		0	2	2	3	4	6	5	75	75	75	75	75	75	18	S 18	CC09	73
CPBH1041	15.00	S	7	23	450	8.50		0	4	3	4	6	6	7	75	75	75	75	75	75	23	S 23	CC09	73
CPBH1042	1.20	S	5	20	450	1.00		0	2	3	4	5	5	6	75	75	75	75	75	75	20	S 20	CC09	73
CPBH1042	2.20	S	4	19	450	1.50		0	2	2	3	4	5	7	75	75	75	75	75	75	19	S 19	CC09	73
CPBH1042	3.20	S	10	34	450	3.00		0	4	6	7	7	9	11	75	75	75	75	75	75	34	S 34	CC09	73
CPBH1042	4.20	S	5	22	450	3.00		0	2	3	5	5	6	6	75	75	75	75	75	75	22	S 22	CC09	73
CPBH1042	5.00	S	6	6	450	5.00		0	2	4	1	1	2	2	75	75	75	75	75	75	6	S 6	CC09	73
CPBH1042	6.50	S	5	9	450	6.50		0	2	3	2	2	3	2	75	75	75	75	75	75	9	S 9	CC09	73
CPBH1042	8.00	S	3	8	450	6.50		0	1	2	2	2	2	2	75	75	75	75	75	75	8	S 8	CC09	73
CPBH1042	9.50	S	5	8	450	6.50		0	2	3	2	2	2	2	75	75	75	75	75	75	8	S 8	CC09	73
CPBH1042	11.00	S	6	34	450	6.50		0	2	4	5	12	8	9	75	75	75	75	75	75	34	S 34	CC09	73
CPBH1042	12.50	S	4	13	450	6.50		0	2	2	3	3	3	4	75	75	75	75	75	75	13	S 13	CC09	73
CPBH1042	14.00	S	10	14	450	6.50		0	4	6	5	4	3	2	75	75	75	75	75	75	14	S 14	CC09	73
CPBH1042	15.00	S	6	16	450	6.50		0	2	4	4	3	4	5	75	75	75	75	75	75	16	S 16	CC09	73
CPBH1043	1.20	S	7	24	450	1.00		0	3	4	5	8	5	6	75	75	75	75	75	75	24	S 24	CC09	73
CPBH1043	2.20	S	3	8	450	1.50		0	1	2	2	2	2	2	75	75	75	75	75	75	8	S 8	CC09	73
CPBH1043	3.20	S	2	6	450	3.00		0	1	1	1	1	2	2	75	75	75	75	75	75	6	S 6	CC09	73
CPBH1043	4.20	S	2	5	450	4.00		0	1	1	1	1	1	2	75	75	75	75	75	75	5	S 5	CC09	73
CPBH1043	5.00	S	1	5	450	5.00		0	1	0	1	1	1	2	75	75	75	75	75	75	5	S 5	CC09	73
CPBH1043	6.50	S	2	4	450	6.50		0	1	1	1	1	1	1	75	75	75	75	75	75	4	S 4	CC09	73
CPBH1043	8.00	S	2	8	450	8.00		0	1	1	2	2	2	2	75	75	75	75	75	75	8	S 8	CC09	73
CPBH1043	9.50	S	3	7	450	9.50		0	2	1	1	2	2	2	75	75	75	75	75	75	7	S 7	CC09	73
CPBH1043	11.00	S	5	16	450	11.00		0	2	3	3	4	4	5	75	75	75	75	75	75	16	S 16	CC09	73
CPBH1043	12.50	S	10	33	450	12.50		0	4	6	5	6	10	12	75	75	75	75	75	75	33	S 33	CC09	73

STANDARD PENETRATION TEST



Telephone: 01452 739165, Fax: 01452 739220, Email: info@ccground.co.uk

Client: Site:	The Crown Estate Land East of Hemel Hempstead GI	Contract: Checked:	C6515 RT
------------------	---	-----------------------	-------------

Notes:

1 Test carried out in general accordance with BS EN ISO 22476: Part 3 (2005)+A1: 2011 2 N values have not been subjected to any correction. 3 Test carried out using split spoon S, solid cone C.	4 Where full test drive not completed, linearly extrapolated N value reported. 5 <1 Denotes hammer self weight penetration (sank under own weight). 6 ** Denotes no effective penetration.
---	--

BH	Top Depth (m)	Type	Seating Blows	Blows Main Test	Total Penetration (mm)	Casing Depth (m)	Water Depth (m)	Self-Weight Penetration (mm)	Blows 1	Blows 2	Blows 3	Blows 4	Blows 5	Blows 6	Pen 1 (mm)	Pen 2 (mm)	Pen 3 (mm)	Pen 4 (mm)	Pen 5 (mm)	Pen 6 (mm)	Spt 'N' Value	SPT Reported Result	Hammer Serial Number	Hammer Energy Ratio (%)
CPBH1043	14.00	S	4	11	450	12.50		0	2	2	2	3	3	3	75	75	75	75	75	75	11	S 11	CC09	73
CPBH1043	15.00	S	4	15	450	12.50		0	2	2	3	3	4	5	75	75	75	75	75	75	15	S 15	CC09	73
CPBH1044	1.20	S	3	7	450	0.00	Dry	0	1	2	2	1	2	2	75	75	75	75	75	75	7	S 7	bs08	62
CPBH1044	2.00	S	3	10	450	2.00	Dry	0	1	2	3	2	2	3	75	75	75	75	75	75	10	S 10	bs08	62
CPBH1044	3.00	S	5	11	450	3.00	Dry	0	2	3	2	3	3	3	75	75	75	75	75	75	11	S 11	bs08	62
CPBH1044	4.00	S	5	12	450	4.00	Dry	0	2	3	2	4	3	3	75	75	75	75	75	75	12	S 12	bs08	62
CPBH1044	5.00	S	5	13	450	5.00	Dry	0	2	3	3	4	2	4	75	75	75	75	75	75	13	S 13	bs08	62
CPBH1044	6.50	S	4	12	450	6.50	Dry	0	2	2	4	3	3	2	75	75	75	75	75	75	12	S 12	bs08	62
CPBH1044	8.00	S	2	8	450	6.50	Dry	0	1	1	2	1	3	2	75	75	75	75	75	75	8	S 8	bs08	62
CPBH1044	9.50	S	4	11	450	6.50	Dry	0	2	2	3	2	3	3	75	75	75	75	75	75	11	S 11	bs08	62
CPBH1044	11.00	S	4	13	450	6.50	Dry	0	2	2	2	4	3	4	75	75	75	75	75	75	13	S 13	bs08	62
CPBH1044	12.50	S	4	15	450	6.50	Dry	0	2	2	4	4	3	4	75	75	75	75	75	75	15	S 15	bs08	62
CPBH1044	14.00	S	5	17	450	6.50	Dry	0	2	3	4	4	5	4	75	75	75	75	75	75	17	S 17	bs08	62
CPBH1044	15.00	S	6	19	450	6.50	Dry	0	3	3	4	5	5	5	75	75	75	75	75	75	19	S 19	bs08	62
CPBH1045	1.20	S	6	11	450	0.00	Dry	0	4	2	3	3	2	3	75	75	75	75	75	75	11	S 11	bs08	62
CPBH1045	2.00	S	3	12	450	2.00	Dry	0	1	2	4	4	2	2	75	75	75	75	75	75	12	S 12	bs08	62
CPBH1045	3.00	S	5	9	450	2.50	Dry	0	2	3	2	2	2	3	75	75	75	75	75	75	9	S 9	bs08	62
CPBH1045	4.00	S	4	6	450	2.50	Dry	0	1	3	3	1	1	1	75	75	75	75	75	75	6	S 6	bs08	62
CPBH1045	5.00	S	5	11	450	2.50	Dry	0	2	3	3	3	2	3	75	75	75	75	75	75	11	S 11	bs08	62
CPBH1045	6.50	S	2	6	450	2.50	Dry	0	1	1	1	2	2	1	75	75	75	75	75	75	6	S 6	bs08	62
CPBH1045	8.00	S	4	11	450	2.50	Dry	0	2	2	2	3	3	3	75	75	75	75	75	75	11	S 11	bs08	62
CPBH1045	9.50	S	3	10	450	2.50	Dry	0	1	2	2	2	3	3	75	75	75	75	75	75	10	S 10	bs08	62
CPBH1045	11.00	S	5	11	450	2.50	Dry	0	2	3	3	2	3	3	75	75	75	75	75	75	11	S 11	bs08	62
CPBH1045	12.50	S	6	18	450	2.50	Dry	0	2	4	5	5	4	4	75	75	75	75	75	75	18	S 18	bs08	62
CPBH1045	14.00	S	5	15	450	2.50	Dry	0	2	3	4	4	3	4	75	75	75	75	75	75	15	S 15	bs08	62

STANDARD PENETRATION TEST



Telephone: 01452 739165, Fax: 01452 739220, Email: info@ccground.co.uk

Client: Site:	The Crown Estate Land East of Hemel Hempstead GI	Contract: Checked:	C6515 RT
-------------------------	--	------------------------------	--------------------

Notes:

<p>1 Test carried out in general accordance with BS EN ISO 22476: Part 3 (2005)+A1: 2011</p> <p>2 N values have not been subjected to any correction.</p> <p>3 Test carried out using split spoon S, solid cone C.</p>	<p>4 Where full test drive not completed, linearly extrapolated N value reported.</p> <p>5 <1 Denotes hammer self weight penetration (sank under own weight).</p> <p>6 ** Denotes no effective penetration.</p>
--	--

BH	Top Depth (m)	Type	Seating Blows	Blows Main Test	Total Penetration (mm)	Casing Depth (m)	Water Depth (m)	Self-Weight Penetration (mm)	Blows 1	Blows 2	Blows 3	Blows 4	Blows 5	Blows 6	Pen 1 (mm)	Pen 2 (mm)	Pen 3 (mm)	Pen 4 (mm)	Pen 5 (mm)	Pen 6 (mm)	Spt 'N' Value	SPT Reported Result	Hammer Serial Number	Hammer Energy Ratio (%)
CPBH1045	15.00	S	6	18	450	2.50	Dry	0	3	3	4	5	4	5	75	75	75	75	75	75	18	S 18	bs08	62
CPBH1046	1.20	S	5	18	450	1.00		0	2	3	4	4	5	5	75	75	75	75	75	75	18	S 18	CC09	73
CPBH1046	2.20	S	4	15	450	1.50		0	2	2	3	3	4	5	75	75	75	75	75	75	15	S 15	CC09	73
CPBH1046	3.20	S	5	15	450	3.00		0	2	3	3	4	4	4	75	75	75	75	75	75	15	S 15	CC09	73
CPBH1046	4.20	S	7	15	450	3.00		0	4	3	3	3	5	3	75	75	75	75	75	75	15	S 15	CC09	73
CPBH1046	5.00	S	6	13	450	5.00		0	3	3	3	3	3	4	75	75	75	75	75	75	13	S 13	CC09	73
CPBH1046	6.50	S	3	14	450	6.50		0	1	2	2	3	4	5	75	75	75	75	75	75	14	S 14	CC09	73
CPBH1046	8.00	S	9	50	360	6.50		0	4	5	8	26	16		75	75	75	75	60		71	S*71	CC09	73
CPBH1046	9.50	S	12	10	450	6.50		0	4	8	2	2	3	3	75	75	75	75	75	75	10	S 10	CC09	73
CPBH1046	11.00	S	5	15	450	6.50		0	2	3	3	4	4	4	75	75	75	75	75	75	15	S 15	CC09	73
CPBH1046	12.50	S	5	16	450	6.50		0	2	3	3	4	4	5	75	75	75	75	75	75	16	S 16	CC09	73
CPBH1046	14.00	S	6	19	450	6.50		0	3	3	4	4	5	6	75	75	75	75	75	75	19	S 19	CC09	73
CPBH1046	15.00	S	7	24	450	6.50		0	3	4	6	5	7	6	75	75	75	75	75	75	24	S 24	CC09	73
CPBH1047	1.20	S	5	18	450	1.00		0	2	3	4	4	5	5	75	75	75	75	75	75	18	S 18	CC09	73
CPBH1047	2.20	S	6	17	450	1.50		0	3	3	4	4	5	4	75	75	75	75	75	75	17	S 17	CC09	73
CPBH1047	3.20	S	3	8	450	3.00		0	1	2	2	2	2	2	75	75	75	75	75	75	8	S 8	CC09	73
CPBH1047	4.20	S	5	13	450	3.00		0	2	3	3	3	3	4	75	75	75	75	75	75	13	S 13	CC09	73
CPBH1047	5.00	S	10	25	450	3.00		0	4	6	8	6	5	6	75	75	75	75	75	75	25	S 25	CC09	73
CPBH1047	6.50	S	3	8	450	3.00		0	1	2	2	2	2	2	75	75	75	75	75	75	8	S 8	CC09	73
CPBH1047	8.00	S	3	10	450	3.00		0	1	2	2	2	3	3	75	75	75	75	75	75	10	S 10	CC09	73
CPBH1047	9.50	S	4	9	450	3.00		0	2	2	2	2	2	3	75	75	75	75	75	75	9	S 9	CC09	73
CPBH1047	11.00	S	3	12	450	3.00		0	1	2	2	3	3	4	75	75	75	75	75	75	12	S 12	CC09	73
CPBH1047	12.50	S	4	12	450	3.00		0	2	2	3	2	3	4	75	75	75	75	75	75	12	S 12	CC09	73
CPBH1047	14.00	S	4	14	450	3.00		0	2	2	3	4	3	4	75	75	75	75	75	75	14	S 14	CC09	73
CPBH1047	15.00	S	5	16	450	3.00		0	2	3	3	3	4	6	75	75	75	75	75	75	16	S 16	CC09	73

STANDARD PENETRATION TEST



Telephone: 01452 739165, Fax: 01452 739220, Email: info@ccground.co.uk

Client: Site:	The Crown Estate Land East of Hemel Hempstead GI	Contract: Checked:	C6515 RT
-------------------------	--	------------------------------	--------------------

Notes:

<p>1 Test carried out in general accordance with BS EN ISO 22476: Part 3 (2005)+A1: 2011</p> <p>2 N values have not been subjected to any correction.</p> <p>3 Test carried out using split spoon S, solid cone C.</p>	<p>4 Where full test drive not completed, linearly extrapolated N value reported.</p> <p>5 <1 Denotes hammer self weight penetration (sank under own weight).</p> <p>6 ** Denotes no effective penetration.</p>
--	--

BH	Top Depth (m)	Type	Seating Blows	Blows Main Test	Total Penetration (mm)	Casing Depth (m)	Water Depth (m)	Self-Weight Penetration (mm)	Blows 1	Blows 2	Blows 3	Blows 4	Blows 5	Blows 6	Pen 1 (mm)	Pen 2 (mm)	Pen 3 (mm)	Pen 4 (mm)	Pen 5 (mm)	Pen 6 (mm)	Spt 'N' Value	SPT Reported Result	Hammer Serial Number	Hammer Energy Ratio (%)
CPBH1048	1.20	S	5	13	450	0.00	Dry	0	2	3	3	4	3	3	75	75	75	75	75	75	13	S 13	bs08	62
CPBH1048	2.00	S	4	13	450	2.00	Dry	0	2	2	3	4	2	4	75	75	75	75	75	75	13	S 13	bs08	62
CPBH1048	3.00	S	3	10	450	3.00	Dry	0	1	2	3	2	2	3	75	75	75	75	75	75	10	S 10	bs08	62
CPBH1048	4.00	S	4	9	450	4.00	Dry	0	2	2	2	2	3	2	75	75	75	75	75	75	9	S 9	bs08	62
CPBH1048	5.00	S	4	10	450	5.00	Dry	0	1	3	2	2	3	3	75	75	75	75	75	75	10	S 10	bs08	62
CPBH1048	6.50	S	4	11	450	6.50	Dry	0	3	1	2	2	3	4	75	75	75	75	75	75	11	S 11	bs08	62
CPBH1048	8.00	S	4	11	450	6.50	Dry	0	2	2	3	2	2	4	75	75	75	75	75	75	11	S 11	bs08	62
CPBH1048	9.50	S	5	15	450	6.50	Dry	0	2	3	4	4	4	3	75	75	75	75	75	75	15	S 15	bs08	62
CPBH1048	11.00	S	4	14	450	6.50	Dry	0	2	2	3	3	4	4	75	75	75	75	75	75	14	S 14	bs08	62
CPBH1048	12.50	S	6	16	450	6.50	Dry	0	3	3	3	4	4	5	75	75	75	75	75	75	16	S 16	bs08	62
CPBH1048	14.00	S	7	15	450	6.50	Dry	0	3	4	4	3	4	4	75	75	75	75	75	75	15	S 15	bs08	62
CPBH1048	15.00	S	7	19	450	6.50	Dry	0	3	4	5	4	5	5	75	75	75	75	75	75	19	S 19	bs08	62
CPBH1049	1.20	S	10	13	450	1.00		0	3	7	4	3	3	3	75	75	75	75	75	75	13	S 13	CC09	73
CPBH1049	2.20	S	4	13	450	1.50		0	2	2	3	3	3	4	75	75	75	75	75	75	13	S 13	CC09	73
CPBH1049	3.20	S	5	14	450	3.00		0	2	3	3	4	3	4	75	75	75	75	75	75	14	S 14	CC09	73
CPBH1049	4.20	S	13	18	450	3.00		0	6	7	5	4	4	5	75	75	75	75	75	75	18	S 18	CC09	73
CPBH1049	5.00	S	5	16	450	5.00		0	2	3	3	4	4	5	75	75	75	75	75	75	16	S 16	CC09	73
CPBH1049	6.50	S	4	21	450	5.00		0	1	3	4	4	5	8	75	75	75	75	75	75	21	S 21	CC09	73
CPBH1049	8.00	S	5	12	450	8.50		0	2	3	3	3	3	3	75	75	75	75	75	75	12	S 12	CC09	73
CPBH1049	9.50	S	2	10	450	8.50		0	1	1	2	2	3	3	75	75	75	75	75	75	10	S 10	CC09	73
CPBH1049	11.00	S	4	13	450	8.50		0	2	2	3	3	3	4	75	75	75	75	75	75	13	S 13	CC09	73
CPBH1049	12.50	S	6	15	450	8.50		0	3	3	2	4	4	5	75	75	75	75	75	75	15	S 15	CC09	73
CPBH1049	14.00	S	9	27	450	8.50		0	4	5	5	6	7	9	75	75	75	75	75	75	27	S 27	CC09	73
CPBH1049	15.00	S	6	22	450	8.50		0	3	3	4	5	6	7	75	75	75	75	75	75	22	S 22	CC09	73
CPBH1050	1.20	S	3	10	450	1.00		0	1	2	2	2	3	3	75	75	75	75	75	75	10	S 10	CC09	73

STANDARD PENETRATION TEST



Telephone: 01452 739165, Fax: 01452 739220, Email: info@ccground.co.uk

Client:	The Crown Estate	Contract:	C6515
Site:	Land East of Hemel Hempstead GI	Checked:	RT

Notes:

<p>1 Test carried out in general accordance with BS EN ISO 22476: Part 3 (2005)+A1: 2011</p> <p>2 N values have not been subjected to any correction.</p> <p>3 Test carried out using split spoon S, solid cone C.</p>	<p>4 Where full test drive not completed, linearly extrapolated N value reported.</p> <p>5 <1 Denotes hammer self weight penetration (sank under own weight).</p> <p>6 ** Denotes no effective penetration.</p>
--	--

BH	Top Depth (m)	Type	Seating Blows	Blows Main Test	Total Penetration (mm)	Casing Depth (m)	Water Depth (m)	Self-Weight Penetration (mm)	Blows 1	Blows 2	Blows 3	Blows 4	Blows 5	Blows 6	Pen 1 (mm)	Pen 2 (mm)	Pen 3 (mm)	Pen 4 (mm)	Pen 5 (mm)	Pen 6 (mm)	Spt 'N' Value	SPT Reported Result	Hammer Serial Number	Hammer Energy Ratio (%)
CPBH1050	2.20	S	4	14	450	1.50		0	1	3	5	4	2	3	75	75	75	75	75	75	14	S 14	CC09	73
CPBH1050	3.20	S	3	13	450	3.00		0	1	2	3	3	3	4	75	75	75	75	75	75	13	S 13	CC09	73
CPBH1050	4.20	S	3	11	450	3.00		0	1	2	2	2	3	4	75	75	75	75	75	75	11	S 11	CC09	73
CPBH1050	5.00	S	3	9	450	5.00		0	1	2	2	2	2	3	75	75	75	75	75	75	9	S 9	CC09	73
CPBH1050	6.50	S	6	13	450	6.00		0	3	3	3	3	3	4	75	75	75	75	75	75	13	S 13	CC09	73
CPBH1050	8.00	S	5	16	450	6.00		0	2	3	3	4	4	5	75	75	75	75	75	75	16	S 16	CC09	73
CPBH1050	9.50	S	5	31	450	6.00		0	2	3	6	8	8	9	75	75	75	75	75	75	31	S 31	CC09	73
CPBH1050	11.00	S	7	19	450	6.00		0	3	4	4	4	6	5	75	75	75	75	75	75	19	S 19	CC09	73
CPBH1050	12.50	S	4	13	450	6.00		0	2	2	3	3	3	4	75	75	75	75	75	75	13	S 13	CC09	73
CPBH1050	14.00	S	4	17	450	6.00		0	2	2	3	4	5	5	75	75	75	75	75	75	17	S 17	CC09	73
CPBH1050	15.00	S	6	18	450	6.00		0	3	3	4	4	4	6	75	75	75	75	75	75	18	S 18	CC09	73
MP1001	1.20	S	5	11	450			0	2	3	3	3	2	3	75	75	75	75	75	75	11	S 11	CC10	74
MP1002	1.20	S	6	23	450			0	3	3	5	5	5	8	75	75	75	75	75	75	23	S 23	CC08	66
MP1002	2.20	S	9	14	450			0	5	4	3	4	4	3	75	75	75	75	75	75	14	S 14	CC08	66
MP1002	3.20	S	14	22	450			0	4	10	4	8	4	6	75	75	75	75	75	75	22	S 22	CC08	66
MP1002	4.20	S	6	14	450			0	2	4	4	3	4	3	75	75	75	75	75	75	14	S 14	CC08	66
MP1002	5.20	S	6	10	450			0	3	3	3	3	1	3	75	75	75	75	75	75	10	S 10	CC08	66
MP1002	6.70	S	6	14	450			0	3	3	3	4	4	3	75	75	75	75	75	75	14	S 14	CC08	66
MP1003	1.20	S	4	10	450			0	2	2	2	3	3	2	75	75	75	75	75	75	10	S 10	CC08	66
MP1003	3.20	S	3	13	450			0	1	2	3	3	3	4	75	75	75	75	75	75	13	S 13	CC08	66
MP1003	4.20	S	8	23	450			0	4	4	5	10	5	3	75	75	75	75	75	75	23	S 23	CC08	66
MP1003	5.20	S	6	11	450	4.20		0	3	3	3	3	3	2	75	75	75	75	75	75	11	S 11	CC08	66
MP1004	1.20	S	4	15	450			0	2	2	3	3	4	5	75	75	75	75	75	75	15	S 15	CC10	74
MP1004	2.00	S	7	17	450	2.00	1.1	0	4	3	4	4	5	4	75	75	75	75	75	75	17	S 17	CC10	74
MP1004	3.00	S	3	15	450	3.00	1.4	0	1	2	3	4	4	4	75	75	75	75	75	75	15	S 15	CC10	74

STANDARD PENETRATION TEST



Telephone: 01452 739165, Fax: 01452 739220, Email: info@ccground.co.uk

Client:	The Crown Estate	Contract:	C6515
Site:	Land East of Hemel Hempstead GI	Checked:	RT

Notes:

<p>1 Test carried out in general accordance with BS EN ISO 22476: Part 3 (2005)+A1: 2011</p> <p>2 N values have not been subjected to any correction.</p> <p>3 Test carried out using split spoon S, solid cone C.</p>	<p>4 Where full test drive not completed, linearly extrapolated N value reported.</p> <p>5 <1 Denotes hammer self weight penetration (sank under own weight).</p> <p>6 ** Denotes no effective penetration.</p>
--	--

BH	Top Depth (m)	Type	Seating Blows	Blows Main Test	Total Penetration (mm)	Casing Depth (m)	Water Depth (m)	Self-Weight Penetration (mm)	Blows 1	Blows 2	Blows 3	Blows 4	Blows 5	Blows 6	Pen 1 (mm)	Pen 2 (mm)	Pen 3 (mm)	Pen 4 (mm)	Pen 5 (mm)	Pen 6 (mm)	Spt 'N' Value	SPT Reported Result	Hammer Serial Number	Hammer Energy Ratio (%)
MP1004	4.00	S	5	20	450	4.00	1.5	0	2	3	4	4	6	6	75	75	75	75	75	75	20	S 20	CC10	74
MP1004	5.00	S	6	10	450	5.00	1.3	0	3	3	2	2	2	4	75	75	75	75	75	75	10	S 10	CC10	74
MP1005	1.20	S	5	15	450			0	2	3	3	4	4	4	75	75	75	75	75	75	15	S 15	CC06	70
MP1005	3.00	S	7	24	450			0	3	4	5	5	7	7	75	75	75	75	75	75	24	S 24	CC06	70
MP1005	4.00	S	7	19	450			0	3	4	4	4	5	6	75	75	75	75	75	75	19	S 19	CC06	70
MP1005	5.00	S	7	24	450	4.00	1.20	0	3	4	3	5	7	9	75	75	75	75	75	75	24	S 24	CC06	70
MP1005	6.50	S	10	30	450	4.00	2.00	0	4	6	7	7	8	8	75	75	75	75	75	75	30	S 30	CC06	70
MP1005	8.00	S	6	18	450	6.50	1.40	0	3	3	3	4	5	6	75	75	75	75	75	75	18	S 18	CC06	70
MP1005	9.50	S	6	15	450	6.50	6.40	0	3	3	3	3	4	5	75	75	75	75	75	75	15	S 15	CC06	70
MP1005	11.00	S	2	8	450	11.00	11.00	0	1	1	2	2	3	1	75	75	75	75	75	75	8	S 8	CC06	70
MP1006	1.20	S	4	12	450			0	2	2	3	3	3	3	75	75	75	75	75	75	12	S 12	CC06	70
MP1006	3.00	S	6	21	450			0	3	3	4	5	6	6	75	75	75	75	75	75	21	S 21	CC06	70
MP1006	4.00	S	9	25	450	3.00	0.80	0	5	4	5	7	7	6	75	75	75	75	75	75	25	S 25	CC06	70
MP1006	5.00	S	9	23	450	3.00	1.00	0	5	4	6	5	6	6	75	75	75	75	75	75	23	S 23	CC06	70
MP1006	6.50	S	7	19	450	6.50	1.70	0	4	3	3	5	5	6	75	75	75	75	75	75	19	S 19	CC10	74
MP1007	2.00	S	2	14	450	2.00	1.10	0	1	1	2	3	4	5	75	75	75	75	75	75	14	S 14	CC10	74
MP1007	3.00	S	4	9	450	3.00	1.35	0	1	3	2	2	3	2	75	75	75	75	75	75	9	S 9	CC10	74
MP1007	4.00	S	5	19	450	4.00	1.40	0	2	3	3	3	5	8	75	75	75	75	75	75	19	S 19	CC10	74
MP1007	5.00	S	6	22	450	5.00	1.70	0	2	4	4	5	5	8	75	75	75	75	75	75	22	S 22	CC10	74
MP1007	6.20	S	6	26	450	6.20	2.20	0	2	4	5	6	7	8	75	75	75	75	75	75	26	S 26	CC10	74
MP1007	8.30	S	10	17	450	6.20	6.50	0	5	5	5	5	3	4	75	75	75	75	75	75	17	S 17	CC10	74
MP1008	1.20	S	4	10	450			0	2	2	2	3	2	3	75	75	75	75	75	75	10	S 10	CC10	74
MP1008	2.00	S	4	21	450			0	1	3	4	5	6	6	75	75	75	75	75	75	21	S 21	CC10	74
MP1008	3.00	S	6	22	450	3.00	2.20	0	2	4	5	6	5	6	75	75	75	75	75	75	22	S 22	CC10	74
MP1008	4.00	S	4	18	450	4.00	3.40	0	2	2	3	4	5	6	75	75	75	75	75	75	18	S 18	CC10	74

STANDARD PENETRATION TEST



Telephone: 01452 739165, Fax: 01452 739220, Email: info@ccground.co.uk

Client:	The Crown Estate	Contract:	C6515
Site:	Land East of Hemel Hempstead GI	Checked:	RT

Notes:

<p>1 Test carried out in general accordance with BS EN ISO 22476: Part 3 (2005)+A1: 2011</p> <p>2 N values have not been subjected to any correction.</p> <p>3 Test carried out using split spoon S, solid cone C.</p>	<p>4 Where full test drive not completed, linearly extrapolated N value reported.</p> <p>5 <1 Denotes hammer self weight penetration (sank under own weight).</p> <p>6 ** Denotes no effective penetration.</p>
--	--

BH	Top Depth (m)	Type	Seating Blows	Blows Main Test	Total Penetration (mm)	Casing Depth (m)	Water Depth (m)	Self-Weight Penetration (mm)	Blows 1	Blows 2	Blows 3	Blows 4	Blows 5	Blows 6	Pen 1 (mm)	Pen 2 (mm)	Pen 3 (mm)	Pen 4 (mm)	Pen 5 (mm)	Pen 6 (mm)	Spt 'N' Value	SPT Reported Result	Hammer Serial Number	Hammer Energy Ratio (%)
MP1008	5.00	S	5	24	450	5.00	4.20	0	2	3	4	5	7	8	75	75	75	75	75	75	24	S 24	CC10	74
MP1008	6.50	S	8	25	450	6.50	6.10	0	3	5	4	6	7	8	75	75	75	75	75	75	25	S 25	CC10	74
MP1008	8.00	S	8	22	450	8.00	2.05	0	5	3	4	5	6	7	75	75	75	75	75	75	22	S 22	CC10	74
MP1009	1.20	S	4	14	450			0	2	2	3	3	4	4	75	75	75	75	75	75	14	S 14	CC10	74
MP1009	2.00	S	6	14	450			0	3	3	3	3	4	4	75	75	75	75	75	75	14	S 14	CC10	74
MP1009	3.00	S	4	18	450	3.00	1.3	0	1	3	3	6	5	4	75	75	75	75	75	75	18	S 18	CC10	74
MP1009	4.00	S	6	18	450	4.00	1.4	0	2	4	5	4	5	4	75	75	75	75	75	75	18	S 18	CC10	74
MP1009	5.00	S	6	17	450	5.00	1.3	0	2	4	6	4	3	4	75	75	75	75	75	75	17	S 17	CC10	74
MP1010	1.20	S	7	19	450			0	4	3	4	3	6	6	75	75	75	75	75	75	19	S 19	CC06	70
MP1010	3.00	S	5	15	450			0	2	3	3	4	4	4	75	75	75	75	75	75	15	S 15	CC06	70
MP1010	4.00	S	3	13	450			0	1	2	2	2	4	5	75	75	75	75	75	75	13	S 13	CC06	70
MP1011	1.20	S	2	6	450		1.00	0	1	1	1	2	1	2	75	75	75	75	75	75	6	S 6	CC10	73
MP1011	2.00	S	9	19	450			0	5	4	5	5	4	5	75	75	75	75	75	75	19	S 19	CC10	73
MP1012	2.20	S	4	19	450			0	1	3	3	5	5	6	75	75	75	75	75	75	19	S 19	CC02	70
MP1012	3.20	S	4	16	450			0	1	3	3	4	4	5	75	75	75	75	75	75	16	S 16	CC02	70
MP1012	4.20	S	3	4	450			0	1	2	1	1	1	1	75	75	75	75	75	75	4	S 4	CC02	70
MP1012	5.20	S	1	4	450			0	1	0	1	1	1	1	75	75	75	75	75	75	4	S 4	CC02	70
MP1012	6.70	S	6	7	450			0	2	4	4	2	1	0	75	75	75	75	75	75	7	S 7	CC02	70
MP1013	1.20	S	4	11	450			0	1	3	2	3	3	3	75	75	75	75	75	75	11	S 11	CC10	74
MP1013	2.00	S	4	21	450			0	1	3	4	4	6	7	75	75	75	75	75	75	21	S 21	CC10	74
MP1013	3.00	S	3	13	450			0	1	2	2	3	3	5	75	75	75	75	75	75	13	S 13	CC10	74
MP1013	4.00	S	3	10	450	4.00	1.20	0	1	2	2	2	3	3	75	75	75	75	75	75	10	S 10	CC10	74
MP1013	5.00	S	3	11	450	5.00	1.80	0	1	2	2	2	3	4	75	75	75	75	75	75	11	S 11	CC10	74
MP1013	6.50	S	3	7	450	6.50	1.75	0	1	2	1	2	2	2	75	75	75	75	75	75	7	S 7	CC10	74
MP1014	2.20	S	5	16	450			0	2	3	3	4	5	4	75	75	75	75	75	75	16	S 16	CC02	70

STANDARD PENETRATION TEST



Telephone: 01452 739165, Fax: 01452 739220, Email: info@ccground.co.uk

Client: Site:	The Crown Estate Land East of Hemel Hempstead GI	Contract: Checked:	C6515 RT
-------------------------	--	------------------------------	--------------------

Notes:

<p>1 Test carried out in general accordance with BS EN ISO 22476: Part 3 (2005)+A1: 2011</p> <p>2 N values have not been subjected to any correction.</p> <p>3 Test carried out using split spoon S, solid cone C.</p>	<p>4 Where full test drive not completed, linearly extrapolated N value reported.</p> <p>5 <1 Denotes hammer self weight penetration (sank under own weight).</p> <p>6 ** Denotes no effective penetration.</p>
--	--

BH	Top Depth (m)	Type	Seating Blows	Blows Main Test	Total Penetration (mm)	Casing Depth (m)	Water Depth (m)	Self-Weight Penetration (mm)	Blows 1	Blows 2	Blows 3	Blows 4	Blows 5	Blows 6	Pen 1 (mm)	Pen 2 (mm)	Pen 3 (mm)	Pen 4 (mm)	Pen 5 (mm)	Pen 6 (mm)	Spt 'N' Value	SPT Reported Result	Hammer Serial Number	Hammer Energy Ratio (%)
MP1014	3.20	S	4	15	450			0	1	3	3	4	4	4	75	75	75	75	75	75	15	S 15	CC02	70
MP1014	4.20	S	6	14	450			0	3	3	2	3	4	5	75	75	75	75	75	75	14	S 14	CC02	70
MP1014	5.20	S	5	15	450			0	2	3	3	3	4	5	75	75	75	75	75	75	15	S 15	CC02	70
MP1014	6.70	S	3	9	450			0	1	2	2	2	2	3	75	75	75	75	75	75	9	S 9	CC02	70
MP1015	2.00	S	4	18	450			0	2	2	4	4	5	5	75	75	75	75	75	75	18	S 18	CC10	74
MP1015	3.00	S	7	19	450	3.00		0	3	3	3	5	5	6	75	75	75	75	75	75	19	S 19	CC10	74
MP1015	4.00	S	5	24	450	4.00	1.20	0	2	3	4	5	7	8	75	75	75	75	75	75	24	S 24	CC10	74
MP1015	5.00	S	7	24	450	5.00	1.30	0	3	4	4	5	7	8	75	75	75	75	75	75	24	S 24	CC10	74
MP1015	6.50	S	10	24	450	6.50	1.60	0	6	4	5	7	6	6	75	75	75	75	75	75	24	S 24	CC10	74
MP1015	20.10	C	7	25	450	9.50		0	3	4	6	5	7	7	75	75	75	75	75	75	25	C 25	CC10	74
MP1016	2.20	S	3	15	450			0	2	1	2	3	4	4	75	75	75	75	75	75	15	S 15	CC02	70
MP1016	4.20	S	5	20	450			0	3	2	4	5	6	6	75	75	75	75	75	75	20	S 20	CC02	70
MP1016	5.20	S	4	12	450			0	2	2	3	3	3	3	75	75	75	75	75	75	12	S 12	CC02	70
MP1016	6.70	S	9	27	450			0	4	5	5	7	7	8	75	75	75	75	75	75	27	S 27	CC02	70
MP1016	7.90	S	10	24	450			0	5	5	5	6	6	7	75	75	75	75	75	75	24	S 24	CC02	70
MP1016	9.40	S	6	20	450	7.90	3.75	0	2	4	3	4	6	7	75	75	75	75	75	75	20	S 20	CC02	70
MP1016	10.90	S	6	19	450	9.40	4.95	0	3	3	4	4	5	6	75	75	75	75	75	75	19	S 19	CC02	70
MP1016	12.40	S	34	50	360	10.90	11.00	0	11	14	20	14	13	3	75	50	75	75	75	10	64	S*64	CC02	70
MP1017	2.00	S	3	15	450			0	1	2	3	3	4	5	75	75	75	75	75	75	15	S 15	CC10	74
MP1017	3.70	S	12	16	450	3.70	1.30	0	6	6	3	4	5	4	75	75	75	75	75	75	16	S 16	CC10	74
MP1017	5.00	S	5	14	450	5.00	1.90	0	2	3	4	3	3	4	75	75	75	75	75	75	14	S 14	CC10	74
MP1017	6.50	S	6	11	450	6.50	2.10	0	3	3	2	2	2	3	75	75	75	75	75	75	11	S 11	CC10	74
MP1017	8.00	S	4	10	450	8.00	2.50	0	2	2	2	4	2	2	75	75	75	75	75	75	10	S 10	CC10	74
MP1017	9.50	S	0	4	450	9.65	11.00	150	0	0	1	1	1	1	75	75	75	75	75	75	4	S 4	CC10	74
MP1017	20.00	S	15	27	450	12.50	17.20	0	8	7	6	6	7	8	75	75	75	75	75	75	27	S 27	CC10	74

STANDARD PENETRATION TEST



Telephone: 01452 739165, Fax: 01452 739220, Email: info@ccground.co.uk

Client:	The Crown Estate	Contract:	C6515
Site:	Land East of Hemel Hempstead GI	Checked:	RT

Notes:

<p>1 Test carried out in general accordance with BS EN ISO 22476: Part 3 (2005)+A1: 2011</p> <p>2 N values have not been subjected to any correction.</p> <p>3 Test carried out using split spoon S, solid cone C.</p>	<p>4 Where full test drive not completed, linearly extrapolated N value reported.</p> <p>5 <1 Denotes hammer self weight penetration (sank under own weight).</p> <p>6 ** Denotes no effective penetration.</p>
--	--

BH	Top Depth (m)	Type	Seating Blows	Blows Main Test	Total Penetration (mm)	Casing Depth (m)	Water Depth (m)	Self-Weight Penetration (mm)	Blows 1	Blows 2	Blows 3	Blows 4	Blows 5	Blows 6	Pen 1 (mm)	Pen 2 (mm)	Pen 3 (mm)	Pen 4 (mm)	Pen 5 (mm)	Pen 6 (mm)	Spt 'N' Value	SPT Reported Result	Hammer Serial Number	Hammer Energy Ratio (%)
MP1018	1.20	S	7	12	450			0	4	3	4	3	3	2	75	75	75	75	75	75	12	S 12	CC02	70
MP1018	2.00	S	25	23	420			0	16	9	8	7	3	5	75	45	75	75	75	75	23	S 23	CC02	70
MP1018	4.00	S	4	8	450	2.00	2.51	0	2	2	1	2	2	3	75	75	75	75	75	75	8	S 8	CC02	70
MP1018	5.00	S	1	7	450	2.00	4.10	75	1	0	1	1	2	3	75	75	75	75	75	75	7	S 7	CC02	70
MP1018	13.60	S	4	15	450	8.00	7.00	0	1	3	3	4	4	4	75	75	75	75	75	75	15	S 15	CC02	70
MP1018	15.00	S	3	10	450	8.00	9.70	0	2	1	3	2	2	3	75	75	75	75	75	75	10	S 10	CC02	70
MP1019	2.00	S	5	18	450			0	2	3	4	4	5	5	75	75	75	75	75	75	18	S 18	CC10	74
MP1019	3.00	S	5	50	400			0	2	3	5	12	16	17	75	75	75	75	75	25	60	S*60	CC10	74
MP1019	3.70	C	4	21	450	1.20	1.20	0	2	2	5	5	5	6	75	75	75	75	75	75	21	C 21	CC10	74
MP1019	5.00	S	3	15	450	5.00	2.45	0	1	2	3	4	4	4	75	75	75	75	75	75	15	S 15	CC10	74
MP1019	6.50	S	7	17	450	6.50	2.50	0	3	4	4	4	4	5	75	75	75	75	75	75	17	S 17	CC10	74
MP1019	8.00	S	6	16	450	8.00	2.70	0	2	4	3	4	4	5	75	75	75	75	75	75	16	S 16	CC10	74
MP1019	9.50	S	4	6	450	9.50	8.50	0	2	2	1	2	2	1	75	75	75	75	75	75	6	S 6	CC10	74
MP1019	11.00	S	6	10	450	11.00	10.45	0	2	4	3	3	2	2	75	75	75	75	75	75	10	S 10	CC10	74
MP1019	12.10	S	9	19	450	12.10	8.20	0	3	6	5	3	5	6	75	75	75	75	75	75	19	S 19	CC10	74
MP1019	13.30	S	4	28	450	14.80	12.50	0	2	2	10	8	5	5	75	75	75	75	75	75	28	S 28	CC10	74
MP1019	14.80	S	4	24	450	14.80		0	1	3	4	6	6	8	75	75	75	75	75	75	24	S 24	CC10	74
MP1019	16.00	S	4	16	450	14.80	14.10	0	1	3	2	4	4	6	75	75	75	75	75	75	16	S 16	CC10	74
MP1019	17.50	S	7	26	450	14.80	15.92	0	2	5	4	5	8	9	75	75	75	75	75	75	26	S 26	CC10	74
MP1019	19.00	S	5	36	450	14.80	17.90	0	2	3	3	6	11	16	75	75	75	75	75	75	36	S 36	CC10	74
MP1019	20.00	C	6	14	450	15.00		0	3	3	3	4	4	3	75	75	75	75	75	75	14	S 14	CC10	74
MP1020	1.20	S	3	10	450			0	1	2	2	3	2	3	75	75	75	75	75	75	10	S 10	CC10	74
MP1020	2.00	S	5	16	450			0	2	3	3	4	4	5	75	75	75	75	75	75	16	S 16	CC10	74
MP1020	2.80	S	5	19	450			0	2	3	4	4	5	6	75	75	75	75	75	75	19	S 19	CC10	74
MP1020	3.80	S	5	21	450		1.20	0	2	3	3	5	6	7	75	75	75	75	75	75	21	S 21	CC10	74

STANDARD PENETRATION TEST



Telephone: 01452 739165, Fax: 01452 739220, Email: info@ccground.co.uk

Client:	The Crown Estate	Contract:	C6515
Site:	Land East of Hemel Hempstead GI	Checked:	RT

Notes:

1 Test carried out in general accordance with BS EN ISO 22476: Part 3 (2005)+A1: 2011 2 N values have not been subjected to any correction. 3 Test carried out using split spoon S, solid cone C.	4 Where full test drive not completed, linearly extrapolated N value reported. 5 <1 Denotes hammer self weight penetration (sank under own weight). 6 ** Denotes no effective penetration.
---	--

BH	Top Depth (m)	Type	Seating Blows	Blows Main Test	Total Penetration (mm)	Casing Depth (m)	Water Depth (m)	Self-Weight Penetration (mm)	Blows 1	Blows 2	Blows 3	Blows 4	Blows 5	Blows 6	Pen 1 (mm)	Pen 2 (mm)	Pen 3 (mm)	Pen 4 (mm)	Pen 5 (mm)	Pen 6 (mm)	Spt 'N' Value	SPT Reported Result	Hammer Serial Number	Hammer Energy Ratio (%)
MP1020	5.00	S	5	18	450	4.50	2.80	0	2	3	4	4	5	5	75	75	75	75	75	75	18	S 18	CC10	74
MP1020	6.50	S	7	27	450	4.50	2.90	0	3	4	4	8	7	8	75	75	75	75	75	75	27	S 27	CC10	74
MP1020	8.00	S	4	12	450	8.00		0	2	2	3	3	3	3	75	75	75	75	75	75	12	S 12	CC10	74
MP1020	9.50	S	5	18	450	8.00	4.20	0	2	3	4	4	5	5	75	75	75	75	75	75	18	S 18	CC10	74
MP1020	11.00	S	9	36	450	8.00	10.05	0	4	5	8	8	9	11	75	75	75	75	75	75	36	S 36	CC10	74
MP1020	12.50	S	3	10	450	11.00	10.90	0	1	2	2	3	3	2	75	75	75	75	75	75	10	S 10	CC10	74
MP1020	14.00	S	9	33	450	11.00	12.90	0	4	5	6	7	9	11	75	75	75	75	75	75	33	S 33	CC10	74
MP1020	15.50	S	3	17	450	11.00		0	1	2	3	4	5	5	75	75	75	75	75	75	17	S 17	CC10	74
MP1020	17.00	S	7	37	450	11.00		0	4	3	4	5	14	14	75	75	75	75	75	75	37	S 37	CC10	74
MP1020	18.50	S	12	50	390	11.00		0	3	9	12	18	18	2	75	75	75	75	75	15	62	S*62	CC10	74
MP1020	20.00	C	8	50	350	11.00		0	3	5	7	23	20		75	75	75	75	50		75	C*75	CC10	74
MP1021	1.20	S	3	9	450			0	1	2	1	2	3	3	75	75	75	75	75	75	9	S 9	CC02	70
MP1021	2.00	S	5	15	450			0	2	3	3	3	4	5	75	75	75	75	75	75	15	S 15	CC02	70
MP1021	2.90	C	10	18	450	2.90		0	4	6	6	5	3	4	75	75	75	75	75	75	18	S 18	CC02	70
MP1021	4.00	S	3	16	450	2.90	2.60	0	1	2	2	3	5	6	75	75	75	75	75	75	16	S 16	CC02	70
MP1021	5.00	S	7	22	450	2.90	3.90	0	2	5	6	5	6	5	75	75	75	75	75	75	22	S 22	CC02	70
MP1021	6.50	S	18	42	450	5.00	4.27	0	7	11	12	11	10	9	75	75	75	75	75	75	42	S 42	CC02	70
MP1021	8.00	S	8	10	450	6.50	6.57	0	3	5	3	3	2	2	75	75	75	75	75	75	10	S 10	CC02	70
MP1021	9.50	S	11	35	450	6.50	8.01	0	4	7	10	12	7	6	75	75	75	75	75	75	35	S 35	CC02	70
MP1021	10.50	S	25	25	450	9.50	3.21	0	16	9	8	5	7	5	75	75	75	75	75	75	25	S 25	CC02	70
MP1021	11.80	S	15	35	450	9.50	9.27	0	7	9	12	8	8	7	75	75	75	75	75	75	35	S 35	CC02	70
MP1021	13.30	S	7	27	450	11.80	7.27	0	2	5	8	6	6	7	75	75	75	75	75	75	27	S 27	CC02	70
MP1021	14.80	S	4	20	450	11.80	13.20	0	2	2	4	4	6	6	75	75	75	75	75	75	20	S 20	CC02	70
MP1021	16.30	S	9	37	450	11.80	14.20	0	4	5	6	9	10	12	75	75	75	75	75	75	37	S 37	CC02	70
MP1021	17.80	S	21	16	450	11.80	16.50	0	14	7	7	3	3	3	75	75	75	75	75	75	16	S 16	CC02	70

STANDARD PENETRATION TEST



Telephone: 01452 739165, Fax: 01452 739220, Email: info@ccground.co.uk

Client: Site:	The Crown Estate Land East of Hemel Hempstead GI	Contract: Checked:	C6515 RT
-------------------------	--	------------------------------	--------------------

Notes:

<p>1 Test carried out in general accordance with BS EN ISO 22476: Part 3 (2005)+A1: 2011</p> <p>2 N values have not been subjected to any correction.</p> <p>3 Test carried out using split spoon S, solid cone C.</p>	<p>4 Where full test drive not completed, linearly extrapolated N value reported.</p> <p>5 <1 Denotes hammer self weight penetration (sank under own weight).</p> <p>6 ** Denotes no effective penetration.</p>
--	--

BH	Top Depth (m)	Type	Seating Blows	Blows Main Test	Total Penetration (mm)	Casing Depth (m)	Water Depth (m)	Self-Weight Penetration (mm)	Blows 1	Blows 2	Blows 3	Blows 4	Blows 5	Blows 6	Pen 1 (mm)	Pen 2 (mm)	Pen 3 (mm)	Pen 4 (mm)	Pen 5 (mm)	Pen 6 (mm)	Spt 'N' Value	SPT Reported Result	Hammer Serial Number	Hammer Energy Ratio (%)
MP1021	19.00	S	8	35	450	11.80	18.10	0	3	5	7	9	8	11	75	75	75	75	75	75	35	S 35	CC02	70
MP1021	20.20	S	9	44	450	11.80	19.05	0	4	5	8	10	12	14	75	75	75	75	75	75	44	S 44	CC02	70
MP1022	1.20	S	4	17	450			0	2	2	3	4	5	5	75	75	75	75	75	75	17	S 17	CC03	66
MP1022	2.20	S	5	16	450			0	1	4	6	4	3	3	75	75	75	75	75	75	16	S 16	CC03	66
MP1022	2.80	S	16	20	450			0	8	8	4	5	5	6	75	75	75	75	75	75	20	S 20	CC03	66
MP1022	4.40	S	10	21	450	4.40	0.50	0	6	4	5	4	6	6	75	75	75	75	75	75	21	S 21	CC03	66
MP1022	5.00	S	10	18	450	4.40	1.10	0	5	5	4	4	5	5	75	75	75	75	75	75	18	S 18	CC03	66
MP1022	6.50	S	8	21	450	4.40	4.50	0	4	4	5	5	5	6	75	75	75	75	75	75	21	S 21	CC03	66
MP1023	1.20	S	7	29	450			0	2	5	7	7	7	8	75	75	75	75	75	75	29	S 29	CC07	69
MP1023	2.20	S	5	20	450			0	2	3	4	5	5	6	75	75	75	75	75	75	20	S 20	CC07	69
MP1023	3.20	S	6	30	450			0	2	4	7	7	9	7	75	75	75	75	75	75	30	S 30	CC07	69
MP1023	4.20	S	9	24	450			0	3	6	6	6	6	6	75	75	75	75	75	75	24	S 24	CC07	69
MP1023	5.20	S	8	36	450			0	3	5	6	7	9	14	75	75	75	75	75	75	36	S 36	CC07	69
MP1023	6.50	S	13	33	450	6.00	2.50	0	6	7	8	7	9	9	75	75	75	75	75	75	33	S 33	CC07	69
MP1023	8.00	S	6	14	450	6.00	7.00	0	3	3	4	4	3	3	75	75	75	75	75	75	14	S 14	CC07	69
MP1024	1.20	S	5	11	450			0	2	3	3	2	3	3	75	75	75	75	75	75	11	S 11	CC08	66
MP1024	2.20	S	4	19	450	2.20		0	2	2	5	5	5	4	75	75	75	75	75	75	19	S 19	CC08	66
MP1025	1.20	S	3	16	450			0	1	2	3	4	4	5	75	75	75	75	75	75	16	S 16	CC02	70
MP1025	2.20	S	3	15	450			0	1	2	3	4	3	5	75	75	75	75	75	75	15	S 15	CC02	70
MP1025	3.20	S	8	17	450			0	3	5	4	4	4	5	75	75	75	75	75	75	17	S 17	CC02	70
MP1025	4.20	S	6	22	450			0	2	4	5	4	6	7	75	75	75	75	75	75	22	S 22	CC02	70
MP1025	5.20	S	6	50	440			0	3	3	6	7	19	18	75	75	75	75	75	65	52	S*52	CC02	70
MP1025	6.70	S	8	23	450			0	4	4	6	4	5	8	75	75	75	75	75	75	23	S 23	CC02	70
MP1025	8.20	S	11	30	450	6.70	5.00	0	4	7	7	7	7	9	75	75	75	75	75	75	30	S 30	CC02	70
MP1025	11.20	S	3	28	450	9.70	8.60	0	1	2	5	9	7	7	75	75	75	75	75	75	28	S 28	CC02	70

STANDARD PENETRATION TEST



Telephone: 01452 739165, Fax: 01452 739220, Email: info@ccground.co.uk

Client:	The Crown Estate	Contract:	C6515
Site:	Land East of Hemel Hempstead GI	Checked:	RT

Notes:

1 Test carried out in general accordance with BS EN ISO 22476: Part 3 (2005)+A1: 2011 2 N values have not been subjected to any correction. 3 Test carried out using split spoon S, solid cone C.	4 Where full test drive not completed, linearly extrapolated N value reported. 5 <1 Denotes hammer self weight penetration (sank under own weight). 6 ** Denotes no effective penetration.
---	--

BH	Top Depth (m)	Type	Seating Blows	Blows Main Test	Total Penetration (mm)	Casing Depth (m)	Water Depth (m)	Self-Weight Penetration (mm)	Blows 1	Blows 2	Blows 3	Blows 4	Blows 5	Blows 6	Pen 1 (mm)	Pen 2 (mm)	Pen 3 (mm)	Pen 4 (mm)	Pen 5 (mm)	Pen 6 (mm)	Spt 'N' Value	SPT Reported Result	Hammer Serial Number	Hammer Energy Ratio (%)
MP1026	1.20	S	3	11	450			0	1	2	2	3	3	3	75	75	75	75	75	75	11	S 11	CC03	66
MP1026	2.20	S	5	10	450			0	3	2	3	3	2	2	75	75	75	75	75	75	10	S 10	CC03	66
MP1026	3.20	S	1	12	450			0	1	0	1	4	4	3	75	75	75	75	75	75	12	S 12	CC03	66
MP1026	4.20	S	4	16	450			0	2	2	6	4	4	2	75	75	75	75	75	75	16	S 16	CC03	66
MP1026	5.20	S	8	11	450			0	3	5	6	3	1	1	75	75	75	75	75	75	11	S 11	CC03	66
MP1027	1.20	S	3	10	450			0	1	2	2	3	2	3	75	75	75	75	75	75	10	S 10	CC10	74
MP1027	2.00	S	5	15	450			0	2	3	3	3	4	5	75	75	75	75	75	75	15	S 15	CC10	74
MP1027	3.00	S	14	46	450			0	4	10	10	10	14	12	75	75	75	75	75	75	46	S 46	CC10	74
MP1027	4.00	S	9	31	450			0	3	6	7	8	8	8	75	75	75	75	75	75	31	S 31	CC10	74
MP1027	4.90	S	10	28	450	4.90	1.2	0	4	6	6	6	8	8	75	75	75	75	75	75	28	S 28	CC10	74
MP1027	6.30	S	6	21	450	6.30	1.4	0	3	3	4	5	6	6	75	75	75	75	75	75	21	S 21	CC10	74
MP1027	7.60	S	6	19	450	7.60	1.45	0	2	4	4	4	5	6	75	75	75	75	75	75	19	S 19	CC10	74
MP1027	9.00	S	12	17	450	9.00	2.06	0	7	5	5	4	4	4	75	75	75	75	75	75	17	S 17	CC10	74
MP1027	10.50	S	9	34	450	9.00	5.44	0	4	5	5	6	6	17	75	75	75	75	75	75	34	S 34	CC10	74
MP1027	12.00	S	15	39	450	11.00	4.16	0	7	8	7	10	13	9	75	75	75	75	75	75	39	S 39	CC10	74
MP1027	13.50	S	11	22	450	11.00	7.69	0	6	5	5	5	6	6	75	75	75	75	75	75	22	S 22	CC10	74
MP1027	14.60	S	20	50	305	11.00	9.23	0	9	11	11	27	12		75	75	75	75	5		97	S*97	CC10	74
MP1027	16.00	S	9	28	450	11.00	9.1	0	5	4	5	7	8	8	75	75	75	75	75	75	28	S 28	CC10	74
MP1027	17.20	S	14	25	450	16.00	2.72	0	5	9	6	6	7	6	75	75	75	75	75	75	25	S 25	CC10	74
MP1027	18.50	S	9	19	450	16.00	5.18	0	4	5	5	5	5	4	75	75	75	75	75	75	19	S 19	CC10	74
MP1027	20.00	S	9	17	450	16.00	7.4	0	5	4	5	4	4	4	75	75	75	75	75	75	17	S 17	CC10	74
MP1028	1.20	S	3	9	450			0	2	1	2	2	3	2	75	75	75	75	75	75	9	S 9	CC02	70
MP1028	2.20	S	7	18	450			0	5	2	4	3	5	6	75	75	75	75	75	75	18	S 18	CC02	70
MP1028	3.20	S	7	21	450			0	3	4	4	5	6	6	75	75	75	75	75	75	21	S 21	CC02	70
MP1028	4.20	S	5	25	450			0	2	3	6	6	6	7	75	75	75	75	75	75	25	S 25	CC02	70

STANDARD PENETRATION TEST



Telephone: 01452 739165, Fax: 01452 739220, Email: info@ccground.co.uk

Client: Site:	The Crown Estate Land East of Hemel Hempstead GI	Contract: Checked:	C6515 RT
-------------------------	--	------------------------------	--------------------

Notes:

1 Test carried out in general accordance with BS EN ISO 22476: Part 3 (2005)+A1: 2011 2 N values have not been subjected to any correction. 3 Test carried out using split spoon S, solid cone C.	4 Where full test drive not completed, linearly extrapolated N value reported. 5 <1 Denotes hammer self weight penetration (sank under own weight). 6 ** Denotes no effective penetration.
---	--

BH	Top Depth (m)	Type	Seating Blows	Blows Main Test	Total Penetration (mm)	Casing Depth (m)	Water Depth (m)	Self-Weight Penetration (mm)	Blows 1	Blows 2	Blows 3	Blows 4	Blows 5	Blows 6	Pen 1 (mm)	Pen 2 (mm)	Pen 3 (mm)	Pen 4 (mm)	Pen 5 (mm)	Pen 6 (mm)	Spt 'N' Value	SPT Reported Result	Hammer Serial Number	Hammer Energy Ratio (%)
MP1029	1.20	S	3	10	450			0	1	2	1	2	3	4	75	75	75	75	75	75	10	S 10	CC08	66
MP1029	3.20	S	5	11	450			0	2	3	2	2	3	4	75	75	75	75	75	75	11	S 11	CC08	66
MP1029	5.20	S	7	22	450	4.20		0	4	3	5	5	6	6	75	75	75	75	75	75	22	S 22	CC08	66
MP1029	6.50	S	20	42	450	4.20		0	9	11	11	10	10	11	75	75	75	75	75	75	42	S 42	CC08	66
MP1029	8.00	S	6	27	450	4.20		0	3	3	4	6	8	9	75	75	75	75	75	75	27	S 27	CC08	66
MP1029	9.50	S	12	36	450	4.20		0	7	5	7	9	9	11	75	75	75	75	75	75	36	S 36	CC08	66
MP1029	11.40	S	8	27	450	9.50	8.09	0	4	4	5	7	7	8	75	75	75	75	75	75	27	S 27	CC08	66
MP1029	12.70	S	12	22	450	9.50	11.6	0	7	5	5	7	5	5	75	75	75	75	75	75	22	S 22	CC08	66
MP1029	14.20	S	5	10	450	14.20	7.5	0	3	2	3	2	3	2	75	75	75	75	75	75	10	S 10	CC08	66
MP1030	1.20	S	4	14	450			0	1	3	3	3	4	4	75	75	75	75	75	75	14	S 14	CC10	74
MP1030	2.00	S	3	9	450	2.00		0	1	2	2	2	2	3	75	75	75	75	75	75	9	S 9	CC10	74
MP1030	3.00	S	3	29	450	3.00	2.5	0	1	2	5	6	6	12	75	75	75	75	75	75	29	S 29	CC10	74
MP1030	3.70	C	12	29	450	3.00	3	0	5	7	7	10	7	5	75	75	75	75	75	75	29	C 29	CC10	74
MP1030	5.00	S	5	23	450	5.00	3.2	0	2	3	4	5	6	8	75	75	75	75	75	75	23	S 23	CC10	74
MP1030	6.50	S	7	24	450	6.50	5.6	0	3	4	6	5	6	7	75	75	75	75	75	75	24	S 24	CC10	74
MP1030	7.80	S	17	29	450	7.80	6.5	0	8	9	6	6	10	7	75	75	75	75	75	75	29	S 29	CC10	74
MP1030	9.50	S	6	17	450	9.50	9.5	0	3	3	3	5	4	5	75	75	75	75	75	75	17	S 17	CC10	74
MP1031	1.20	S	3	11	450			0	1	2	3	3	2	3	75	75	75	75	75	75	11	S 11	CC08	66
MP1031	3.20	S	6	22	450			0	2	4	5	5	6	6	75	75	75	75	75	75	22	S 22	CC08	66
MP1031	5.20	S	7	31	450	5.20		0	4	3	4	5	5	17	75	75	75	75	75	75	31	S 31	CC08	66
MP1031	6.70	S	13	38	450	5.95	2.39	0	6	7	7	9	11	11	75	75	75	75	75	75	38	S 38	CC08	66
MP1031	8.20	S	22	38	450	8.20	2.06	0	11	11	10	9	11	8	75	75	75	75	75	75	38	S 38	CC08	66
MP1031	9.10	S	13	43	450	9.30		0	7	6	10	10	11	12	75	75	75	75	75	75	43	S 43	CC08	66
MP1032	1.20	S	12	24	450			0	5	7	7	6	6	5	75	75	75	75	75	75	24	S 24	CC02	70
MP1032	2.20	S	10	24	450			0	6	4	6	6	6	6	75	75	75	75	75	75	24	S 24	CC02	70

STANDARD PENETRATION TEST



Telephone: 01452 739165, Fax: 01452 739220, Email: info@ccground.co.uk

Client:	The Crown Estate	Contract:	C6515
Site:	Land East of Hemel Hempstead GI	Checked:	RT

Notes:

<p>1 Test carried out in general accordance with BS EN ISO 22476: Part 3 (2005)+A1: 2011</p> <p>2 N values have not been subjected to any correction.</p> <p>3 Test carried out using split spoon S, solid cone C.</p>	<p>4 Where full test drive not completed, linearly extrapolated N value reported.</p> <p>5 <1 Denotes hammer self weight penetration (sank under own weight).</p> <p>6 ** Denotes no effective penetration.</p>
--	--

BH	Top Depth (m)	Type	Seating Blows	Blows Main Test	Total Penetration (mm)	Casing Depth (m)	Water Depth (m)	Self-Weight Penetration (mm)	Blows 1	Blows 2	Blows 3	Blows 4	Blows 5	Blows 6	Pen 1 (mm)	Pen 2 (mm)	Pen 3 (mm)	Pen 4 (mm)	Pen 5 (mm)	Pen 6 (mm)	Spt 'N' Value	SPT Reported Result	Hammer Serial Number	Hammer Energy Ratio (%)
MP1032	3.20	S	5	20	450			0	3	2	4	6	4	6	75	75	75	75	75	75	20	S 20	CC02	70
MP1032	4.20	S	6	50	430			0	4	2	18	14	12	6	75	75	75	75	75	55	54	S*54	CC02	70
MP1032	5.20	S	4	14	450			0	1	3	3	3	4	4	75	75	75	75	75	75	14	S 14	CC02	70
MP1032	6.70	S	6	13	450	6.70	5	0	3	3	4	2	3	4	75	75	75	75	75	75	13	S 13	CC02	70
MP1033	1.20	S	6	15	450			0	2	4	4	3	4	4	75	75	75	75	75	75	15	S 15	CC10	74
MP1033	2.00	S	5	19	450	2.00	1.6	0	3	2	4	4	5	6	75	75	75	75	75	75	19	S 19	CC10	74
MP1033	3.00	S	5	15	450	3.00	2.6	0	2	3	3	3	4	5	75	75	75	75	75	75	15	S 15	CC10	74
MP1033	4.00	S	4	14	450	4.00	1.3	0	2	2	2	3	4	5	75	75	75	75	75	75	14	S 14	CC10	74
MP1033	5.00	S	4	11	450	5.00	1.7	0	2	2	2	2	3	4	75	75	75	75	75	75	11	S 11	CC10	74
MP1034	1.20	S	7	17	450			0	4	3	4	5	4	4	75	75	75	75	75	75	17	S 17	CC08	66
MP1034	3.20	S	7	24	450			0	3	4	5	6	6	7	75	75	75	75	75	75	24	S 24	CC08	66
MP1034	4.20	S	8	27	450			0	3	5	5	9	6	7	75	75	75	75	75	75	27	S 27	CC08	66
MP1034	4.85	S	23	20	450	4.20		0	17	6	7	5	4	4	75	75	75	75	75	75	20	S 20	CC08	66
MP1034	5.50	S	18	50	390	4.20		0	9	9	5	4	17	24	75	75	75	75	75	15	63	S*63	CC08	66
MP1034	7.00	S	11	26	450	7.00	0.23	0	5	6	5	5	8	8	75	75	75	75	75	75	26	S 26	CC08	66
MP1034	8.50	S	11	22	450	8.50	0	0	6	5	6	6	5	5	75	75	75	75	75	75	22	S 22	CC08	66
MP1035	1.20	S	5	13	450			0	3	2	3	2	4	4	75	75	75	75	75	75	13	S 13	CC03	66
MP1035	3.70	S	6	19	450			0	3	3	4	4	5	6	75	75	75	75	75	75	19	S 19	CC03	66
MP1035	4.70	S	6	19	450			0	2	4	4	4	5	6	75	75	75	75	75	75	19	S 19	CC03	66
MP1035	6.20	S	9	37	450	6.20	0.00	0	6	3	5	10	10	12	75	75	75	75	75	75	37	S 37	CC03	66
MP1036	1.20	S	3	7	450			0	1	2	2	1	2	2	75	75	75	75	75	75	7	S 7	CC02	70
MP1036	2.20	S	3	5	450			0	1	2	1	1	1	2	75	75	75	75	75	75	5	S 5	CC02	70
MP1037	2.20	S	4	11	450			0	2	2	2	3	3	3	75	75	75	75	75	75	11	S 11	CC02	70
MP1037	4.20	S	4	15	450			0	2	2	3	4	4	4	75	75	75	75	75	75	15	S 15	CC02	70
MP1037	6.70	C	5	18	450			0	2	3	3	4	5	6	75	75	75	75	75	75	18	S 18	CC02	70

STANDARD PENETRATION TEST



Telephone: 01452 739165, Fax: 01452 739220, Email: info@ccground.co.uk

Client:	The Crown Estate	Contract:	C6515
Site:	Land East of Hemel Hempstead GI	Checked:	RT

Notes:

1 Test carried out in general accordance with BS EN ISO 22476: Part 3 (2005)+A1: 2011 2 N values have not been subjected to any correction. 3 Test carried out using split spoon S, solid cone C.	4 Where full test drive not completed, linearly extrapolated N value reported. 5 <1 Denotes hammer self weight penetration (sank under own weight). 6 ** Denotes no effective penetration.
---	--

BH	Top Depth (m)	Type	Seating Blows	Blows Main Test	Total Penetration (mm)	Casing Depth (m)	Water Depth (m)	Self-Weight Penetration (mm)	Blows 1	Blows 2	Blows 3	Blows 4	Blows 5	Blows 6	Pen 1 (mm)	Pen 2 (mm)	Pen 3 (mm)	Pen 4 (mm)	Pen 5 (mm)	Pen 6 (mm)	Spt 'N' Value	SPT Reported Result	Hammer Serial Number	Hammer Energy Ratio (%)
MP1037	7.60	S	10	18	450			0	5	5	4	5	4	5	75	75	75	75	75	75	18	S 18	CC02	70
MP1037	8.70	S	11	33	450	7.60	8.00	0	3	8	8	8	9	8	75	75	75	75	75	75	33	S 33	CC02	70
MP1037	10.20	S	8	42	450	7.60	8.80	0	3	5	10	10	10	12	75	75	75	75	75	75	42	S 42	CC02	70
MP1038	1.20	S	6	13	450			0	3	3	4	3	3	3	75	75	75	75	75	75	13	S 13	CC08	66
MP1038	3.20	S	6	9	450			0	3	3	1	3	2	3	75	75	75	75	75	75	9	S 9	CC08	66
MP1038	5.20	S	5	11	450			0	3	2	3	3	3	2	75	75	75	75	75	75	11	S 11	CC08	66
MP1038	6.70	S	5	9	450	6.90		0	3	2	1	3	2	3	75	75	75	75	75	75	9	S 9	CC08	66
WS1001	1.20	S	5	24	450			0	2	3	6	6	6	6	75	75	75	75	75	75	24	S 24	T06	76
WS1001	2.00	S	6	15	450			0	2	4	4	4	3	4	75	75	75	75	75	75	15	S 15	T06	76
WS1001	3.00	S	7	13	450			0	3	4	3	3	4	3	75	75	75	75	75	75	13	S 13	T06	76
WS1001	4.00	S	1	5	450			0	1	0	1	1	2	1	75	75	75	75	75	75	5	S 5	T06	76
WS1001	5.00	S	4	6	450			0	3	1	2	2	1	1	75	75	75	75	75	75	6	S 6	T06	76
WS1002	1.20	S	21	28	450			0	10	11	9	9	6	4	75	75	75	75	75	75	28	S 28	T06	76
WS1002	2.00	S	4	15	450			0	2	2	5	5	2	3	75	75	75	75	75	75	15	S 15	T06	76
WS1002	3.00	S	4	8	450			0	3	1	2	2	2	2	75	75	75	75	75	75	8	S 8	T06	76
WS1002	4.00	S	7	20	450			0	4	3	6	8	4	2	75	75	75	75	75	75	20	S 20	T06	76
WS1002	5.00	S	2	9	450			0	1	1	3	1	2	3	75	75	75	75	75	75	9	S 9	T06	76
WS1003	1.20	S	4	23	450			0	1	3	6	6	5	6	75	75	75	75	75	75	23	S 23	T06	76
WS1003	2.00	S	5	14	450			0	3	2	2	5	5	2	75	75	75	75	75	75	14	S 14	T06	76
WS1003	3.00	S	2	16	450			0	1	1	2	5	5	4	75	75	75	75	75	75	16	S 16	T06	76
WS1003	4.00	S	3	11	450			0	2	1	2	3	3	3	75	75	75	75	75	75	11	S 11	T06	76
WS1003	5.00	S	8	8	450			0	2	6	3	2	1	2	75	75	75	75	75	75	8	S 8	T06	76
WS1004	1.20	S	11	21	450			0	6	5	5	4	5	7	75	75	75	75	75	75	21	S 21	T04	72
WS1004	2.00	S	2	7	450			0	1	1	1	2	2	2	75	75	75	75	75	75	7	S 7	T04	72
WS1004	3.00	S	4	16	450			0	2	2	2	2	4	8	75	75	75	75	75	75	16	S 16	T04	72

STANDARD PENETRATION TEST



Telephone: 01452 739165, Fax: 01452 739220, Email: info@ccground.co.uk

Client:	The Crown Estate	Contract:	C6515
Site:	Land East of Hemel Hempstead GI	Checked:	RT

Notes:

1 Test carried out in general accordance with BS EN ISO 22476: Part 3 (2005)+A1: 2011 2 N values have not been subjected to any correction. 3 Test carried out using split spoon S, solid cone C.	4 Where full test drive not completed, linearly extrapolated N value reported. 5 <1 Denotes hammer self weight penetration (sank under own weight). 6 ** Denotes no effective penetration.
---	--

BH	Top Depth (m)	Type	Seating Blows	Blows Main Test	Total Penetration (mm)	Casing Depth (m)	Water Depth (m)	Self-Weight Penetration (mm)	Blows 1	Blows 2	Blows 3	Blows 4	Blows 5	Blows 6	Pen 1 (mm)	Pen 2 (mm)	Pen 3 (mm)	Pen 4 (mm)	Pen 5 (mm)	Pen 6 (mm)	Spt 'N' Value	SPT Reported Result	Hammer Serial Number	Hammer Energy Ratio (%)
WS1004	4.00	S	2	7	450			0	1	1	1	2	2	2	75	75	75	75	75	75	7	S 7	T04	72
WS1004	5.00	S	2	7	450			0	1	1	1	2	2	2	75	75	75	75	75	75	7	S 7	T04	72
WS1005	1.20	S	6	19	450			0	3	3	4	5	5	5	75	75	75	75	75	75	19	S 19	T06	76
WS1005	2.00	S	5	24	450			0	2	3	3	7	8	6	75	75	75	75	75	75	24	S 24	T06	76
WS1005	3.00	S	5	4	450			0	2	3	1	1	2	0	75	75	75	75	75	75	4	S 4	T06	76
WS1005	4.00	S	0	2	450			300	0	0	0	0	1	1	75	75	75	75	75	75	2	S 2	T06	76
WS1005	5.00	S	0	4	450			225	0	0	0	1	2	1	75	75	75	75	75	75	4	S 4	T06	76
WS1006	1.20	S	2	8	450			0	1	1	1	2	2	3	75	75	75	75	75	75	8	S 8	T04	72
WS1006	2.00	S	3	22	450			0	1	2	2	4	7	9	75	75	75	75	75	75	22	S 22	T04	72
WS1006	3.00	S	3	15	450			0	1	2	3	2	4	6	75	75	75	75	75	75	15	S 15	T04	72
WS1006	4.00	S	2	12	450			0	1	1	3	3	3	7	75	75	75	75	75	75	12	S 12	T04	72
WS1006	5.00	S	3	13	450			0	1	2	2	2	3	6	75	75	75	75	75	75	13	S 13	T04	72
WS1007	1.20	S	2	22	450			0	1	1	5	6	4	7	75	75	75	75	75	75	22	S 22	T04	72
WS1007	2.00	S	1	6	450			75	0	1	2	2	1	1	75	75	75	75	75	75	6	S 6	T04	72
WS1007	3.00	S	8	15	450			0	5	3	3	5	3	4	75	75	75	75	75	75	15	S 15	T04	72
WS1007	4.00	S	0	7	450			150	0	0	1	1	1	4	75	75	75	75	75	75	7	S 7	T04	72
WS1007	5.00	S	2	10	450			75	2	0	1	3	2	4	75	75	75	75	75	75	10	S 10	T04	72
WS1008	1.20	S	3	11	450			0	1	2	1	4	4	2	75	75	75	75	75	75	11	S 11	T04	72
WS1008	2.00	S	5	11	450			0	2	3	2	3	3	3	75	75	75	75	75	75	11	S 11	T04	72
WS1008	3.00	S	4	11	450			0	1	3	2	1	3	5	75	75	75	75	75	75	11	S 11	T04	72
WS1008	4.00	S	4	10	450			0	2	2	2	2	3	3	75	75	75	75	75	75	10	S 10	T04	72
WS1008	5.00	S	2	13	450			0	1	1	3	2	3	5	75	75	75	75	75	75	13	S 13	T04	72
WS1009	1.20	S	2	6	450			0	1	1	2	1	1	2	75	75	75	75	75	75	6	S 6	T04	72
WS1009	2.00	S	2	4	450			0	1	1	0	1	1	2	75	75	75	75	75	75	4	S 4	T04	72
WS1009	3.00	S	4	8	450			0	1	3	2	1	2	3	75	75	75	75	75	75	8	S 8	T04	72

STANDARD PENETRATION TEST



Telephone: 01452 739165, Fax: 01452 739220, Email: info@ccground.co.uk

Client: Site:	The Crown Estate Land East of Hemel Hempstead GI	Contract: Checked:	C6515 RT
-------------------------	--	------------------------------	--------------------

Notes:

<p>1 Test carried out in general accordance with BS EN ISO 22476: Part 3 (2005)+A1: 2011</p> <p>2 N values have not been subjected to any correction.</p> <p>3 Test carried out using split spoon S, solid cone C.</p>	<p>4 Where full test drive not completed, linearly extrapolated N value reported.</p> <p>5 <1 Denotes hammer self weight penetration (sank under own weight).</p> <p>6 ** Denotes no effective penetration.</p>
--	--

BH	Top Depth (m)	Type	Seating Blows	Blows Main Test	Total Penetration (mm)	Casing Depth (m)	Water Depth (m)	Self-Weight Penetration (mm)	Blows 1	Blows 2	Blows 3	Blows 4	Blows 5	Blows 6	Pen 1 (mm)	Pen 2 (mm)	Pen 3 (mm)	Pen 4 (mm)	Pen 5 (mm)	Pen 6 (mm)	Spt 'N' Value	SPT Reported Result	Hammer Serial Number	Hammer Energy Ratio (%)
WS1009	4.00	S	1	6	450			0	1	0	1	1	2	2	75	75	75	75	75	75	6	S 6	T04	72
WS1009	5.00	S	2	8	450			0	1	1	1	2	2	3	75	75	75	75	75	75	8	S 8	T04	72
WS1010	1.20	S	2	7	450			0	1	1	2	2	1	2	75	75	75	75	75	75	7	S 7	T04	73
WS1010	2.00	S	1	6	450			0	1	0	1	1	1	3	75	75	75	75	75	75	6	S 6	T04	73
WS1010	3.00	S	2	6	450			0	1	1	2	1	2	1	75	75	75	75	75	75	6	S 6	T04	73
WS1010	4.00	S	1	8	450			0	1	0	1	2	2	3	75	75	75	75	75	75	8	S 8	T04	73
WS1010	5.00	S	5	13	450			0	3	2	3	3	3	4	75	75	75	75	75	75	13	S 13	T04	73
WS1011	1.20	S	3	21	450			0	1	2	4	5	6	6	75	75	75	75	75	75	21	S 21	T04	72
WS1011	2.00	S	7	26	450			0	2	5	6	4	7	9	75	75	75	75	75	75	26	S 26	T04	72
WS1011	3.00	S	3	11	450			0	1	2	2	2	3	4	75	75	75	75	75	75	11	S 11	T04	72
WS1011	4.00	S	4	12	450			0	2	2	2	2	3	5	75	75	75	75	75	75	12	S 12	T04	72
WS1011	5.00	S	8	21	450			0	2	6	4	5	6	6	75	75	75	75	75	75	21	S 21	T04	72
WS1012	1.20	S	6	20	450			0	3	3	3	5	5	7	75	75	75	75	75	75	20	S 20	T04	72
WS1012	2.00	S	4	19	450			0	1	3	4	4	5	6	75	75	75	75	75	75	19	S 19	T04	72
WS1012	3.00	S	4	18	450			0	1	3	3	4	5	6	75	75	75	75	75	75	18	S 18	T04	72
WS1012	4.00	S	6	22	450			0	2	4	4	4	6	8	75	75	75	75	75	75	22	S 22	T04	72
WS1012	5.00	S	6	30	450			0	3	3	6	10	7	7	75	75	75	75	75	75	30	S 30	T04	72
WS1013	1.20	S	3	16	450			0	1	2	3	4	4	5	75	75	75	75	75	75	16	S 16	T04	72
WS1013	2.00	S	2	9	450			0	1	1	2	3	2	2	75	75	75	75	75	75	9	S 9	T04	72
WS1013	3.00	S	2	3	450			75	1	1	1	0	1	1	75	75	75	75	75	75	3	S 3	T04	72
WS1013	4.00	S	1	5	450			75	1	0	1	1	2	1	75	75	75	75	75	75	5	S 5	T04	72
WS1013	5.00	S	2	26	450			0	1	1	4	6	6	10	75	75	75	75	75	75	26	S 26	T04	72
WS1014	1.20	S	3	13	450			0	1	3	3	3	3	4	75	75	75	75	75	75	13	S 13	T04	72
WS1014	2.00	S	5	19	450			0	2	3	4	4	5	6	75	75	75	75	75	75	19	S 19	T04	72
WS1014	3.00	S	6	21	450			0	2	4	4	5	6	6	75	75	75	75	75	75	21	S 21	T04	72

STANDARD PENETRATION TEST



Telephone: 01452 739165, Fax: 01452 739220, Email: info@ccground.co.uk

Client:	The Crown Estate	Contract:	C6515
Site:	Land East of Hemel Hempstead GI	Checked:	RT

Notes:

<p>1 Test carried out in general accordance with BS EN ISO 22476: Part 3 (2005)+A1: 2011</p> <p>2 N values have not been subjected to any correction.</p> <p>3 Test carried out using split spoon S, solid cone C.</p>	<p>4 Where full test drive not completed, linearly extrapolated N value reported.</p> <p>5 <1 Denotes hammer self weight penetration (sank under own weight).</p> <p>6 ** Denotes no effective penetration.</p>
--	--

BH	Top Depth (m)	Type	Seating Blows	Blows Main Test	Total Penetration (mm)	Casing Depth (m)	Water Depth (m)	Self-Weight Penetration (mm)	Blows 1	Blows 2	Blows 3	Blows 4	Blows 5	Blows 6	Pen 1 (mm)	Pen 2 (mm)	Pen 3 (mm)	Pen 4 (mm)	Pen 5 (mm)	Pen 6 (mm)	Spt 'N' Value	SPT Reported Result	Hammer Serial Number	Hammer Energy Ratio (%)
WS1014	4.00	S	4	8	450			0	2	2	1	2	2	3	75	75	75	75	75	75	8	S 8	T04	72
WS1014	5.00	S	4	10	450			0	2	2	4	2	2	2	75	75	75	75	75	75	10	S 10	T04	72
WS1015	1.20	S	6	16	450			0	2	4	3	4	4	5	75	75	75	75	75	75	16	S 16	T04	72
WS1015	2.00	S	4	18	450			0	2	2	3	4	5	6	75	75	75	75	75	75	18	S 18	T04	72
WS1015	3.00	S	6	23	450			0	3	3	4	6	5	8	75	75	75	75	75	75	23	S 23	T04	72
WS1015	4.00	S	2	8	450			0	1	1	2	2	2	2	75	75	75	75	75	75	8	S 8	T04	72
WS1015	5.00	S	4	9	450			0	2	2	2	1	2	4	75	75	75	75	75	75	9	S 9	T04	72
WS1016	1.20	S	2	14	450			0	1	1	2	2	2	3	75	75	75	75	75	75	14	S 14	T04	72
WS1016	2.00	S	7	21	450			0	1	1	2	3	4	5	75	75	75	75	75	75	21	S 21	T04	72
WS1016	3.00	S	5	20	450			0	2	5	5	5	5	6	75	75	75	75	75	75	20	S 20	T04	72
WS1016	4.00	S	9	14	450			0	2	3	4	5	5	6	75	75	75	75	75	75	14	S 14	T04	72
WS1016	5.00	S	2	9	450			0	2	7	3	4	3	4	75	75	75	75	75	75	9	S 9	T04	72
WS1017	1.20	S	5	17	450			0	2	3	4	4	4	5	75	75	75	75	75	75	17	S 17	T06	76
WS1017	2.00	S	5	21	450			0	2	3	4	5	6	6	75	75	75	75	75	75	21	S 21	T06	76
WS1017	3.00	S	12	20	450			0	6	6	5	5	5	5	75	75	75	75	75	75	20	S 20	T06	76
WS1017	4.00	S	3	10	450			0	2	1	2	3	2	3	75	75	75	75	75	75	10	S 10	T06	76
WS1017	5.00	S	5	7	450			0	3	2	3	2	1	1	75	75	75	75	75	75	7	S 7	T06	76
WS1018	1.20	S	3	14	450			0	1	2	2	3	4	5	75	75	75	75	75	75	14	S 14	T06	76
WS1018	2.00	S	4	16	450			0	2	2	3	4	4	5	75	75	75	75	75	75	16	S 16	T06	76
WS1018	3.00	S	4	16	450			0	2	2	3	4	5	5	75	75	75	75	75	75	16	S 16	T06	76
WS1018	4.00	S	6	10	450			0	4	2	3	3	2	2	75	75	75	75	75	75	10	S 10	T06	76
WS1018	5.00	S	1	2	450			225	1	0	0	1	1	0	75	75	75	75	75	75	2	S 2	T06	76
WS1019	1.20	S	5	14	450			0	2	3	3	3	4	4	75	75	75	75	75	75	14	S 14	T06	76
WS1019	2.00	S	6	22	450			0	2	4	4	6	5	7	75	75	75	75	75	75	22	S 22	T06	76
WS1019	3.00	S	6	24	450			0	3	3	4	6	6	8	75	75	75	75	75	75	24	S 24	T06	76

STANDARD PENETRATION TEST



Telephone: 01452 739165, Fax: 01452 739220, Email: info@ccground.co.uk

Client:	The Crown Estate	Contract:	C6515
Site:	Land East of Hemel Hempstead GI	Checked:	RT

Notes:

1 Test carried out in general accordance with BS EN ISO 22476: Part 3 (2005)+A1: 2011 2 N values have not been subjected to any correction. 3 Test carried out using split spoon S, solid cone C.	4 Where full test drive not completed, linearly extrapolated N value reported. 5 <1 Denotes hammer self weight penetration (sank under own weight). 6 ** Denotes no effective penetration.
---	--

BH	Top Depth (m)	Type	Seating Blows	Blows Main Test	Total Penetration (mm)	Casing Depth (m)	Water Depth (m)	Self-Weight Penetration (mm)	Blows 1	Blows 2	Blows 3	Blows 4	Blows 5	Blows 6	Pen 1 (mm)	Pen 2 (mm)	Pen 3 (mm)	Pen 4 (mm)	Pen 5 (mm)	Pen 6 (mm)	Spt 'N' Value	SPT Reported Result	Hammer Serial Number	Hammer Energy Ratio (%)
WS1019	4.00	S	8	20	450			0	4	4	4	5	5	6	75	75	75	75	75	75	20	S 20	T06	76
WS1019	5.00	S	6	16	450			0	3	3	3	4	4	5	75	75	75	75	75	75	16	S 16	T06	76
WS1020	1.20	S	3	9	450			0	1	2	2	2	2	3	75	75	75	75	75	75	9	S 9	T06	76
WS1020	2.00	S	4	22	450			0	2	2	3	6	6	7	75	75	75	75	75	75	22	S 22	T06	76
WS1020	3.00	S	3	10	450			0	2	1	2	2	3	3	75	75	75	75	75	75	10	S 10	T06	76
WS1020	4.00	S	3	1	450			300	0	0	1	0	2	2	75	75	75	75	75	75	1	S 1	T06	76
WS1020	5.00	S	4	8	450			0	2	2	1	2	2	3	75	75	75	75	75	75	8	S 8	T06	76
WS1021	1.20	S	5	15	450			0	2	3	3	5	4	3	75	75	75	75	75	75	15	S 15	T06	76
WS1021	2.00	S	6	18	450			0	3	3	4	4	5	5	75	75	75	75	75	75	18	S 18	T06	76
WS1021	3.00	S	5	17	450			0	2	3	4	4	4	5	75	75	75	75	75	75	17	S 17	T06	76
WS1021	4.00	S	2	8	450			0	1	1	2	2	2	2	75	75	75	75	75	75	8	S 8	T06	76
WS1021	5.00	S	2	7	450			0	1	1	1	2	2	2	75	75	75	75	75	75	7	S 7	T06	76
WS1022	1.20	S	3	12	450			0	2	1	3	2	3	4	75	75	75	75	75	75	12	S 12	T06	76
WS1022	2.00	S	4	12	450			0	2	2	3	3	3	3	75	75	75	75	75	75	12	S 12	T06	76
WS1022	3.00	S	4	16	450			0	2	2	3	3	5	5	75	75	75	75	75	75	16	S 16	T06	76
WS1022	4.00	S	5	17	450			0	2	3	3	4	5	5	75	75	75	75	75	75	17	S 17	T06	76
WS1022	5.00	S	5	16	450			0	2	3	3	4	4	5	75	75	75	75	75	75	16	S 16	T06	76
WS1023	1.20	S	5	17	450			0	2	3	3	4	4	6	75	75	75	75	75	75	17	S 17	T06	76
WS1023	2.00	S	7	25	450			0	4	3	5	7	7	6	75	75	75	75	75	75	25	S 25	T06	76
WS1023	3.00	S	4	15	450			0	2	2	3	4	4	4	75	75	75	75	75	75	15	S 15	T06	76
WS1023	4.00	S	5	20	450			0	2	3	4	4	6	6	75	75	75	75	75	75	20	S 20	T06	76
WS1023	5.00	S	3	7	450			0	1	2	1	2	2	2	75	75	75	75	75	75	7	S 7	T06	76
WS1024	1.20	S	2	9	450			0	1	1	1	2	3	3	75	75	75	75	75	75	9	S 9	T06	76
WS1024	2.00	S	6	17	450			0	3	3	4	4	5	4	75	75	75	75	75	75	17	S 17	T06	76
WS1024	3.00	S	6	21	450			0	3	3	5	5	5	6	75	75	75	75	75	75	21	S 21	T06	76

STANDARD PENETRATION TEST



Telephone: 01452 739165, Fax: 01452 739220, Email: info@ccground.co.uk

Client:	The Crown Estate	Contract:	C6515
Site:	Land East of Hemel Hempstead GI	Checked:	RT

Notes:

1 Test carried out in general accordance with BS EN ISO 22476: Part 3 (2005)+A1: 2011 2 N values have not been subjected to any correction. 3 Test carried out using split spoon S, solid cone C.	4 Where full test drive not completed, linearly extrapolated N value reported. 5 <1 Denotes hammer self weight penetration (sank under own weight). 6 ** Denotes no effective penetration.
---	--

BH	Top Depth (m)	Type	Seating Blows	Blows Main Test	Total Penetration (mm)	Casing Depth (m)	Water Depth (m)	Self-Weight Penetration (mm)	Blows 1	Blows 2	Blows 3	Blows 4	Blows 5	Blows 6	Pen 1 (mm)	Pen 2 (mm)	Pen 3 (mm)	Pen 4 (mm)	Pen 5 (mm)	Pen 6 (mm)	Spt 'N' Value	SPT Reported Result	Hammer Serial Number	Hammer Energy Ratio (%)
WS1024	4.00	S	5	13	450			0	2	3	3	3	3	4	75	75	75	75	75	75	13	S 13	T06	76
WS1024	5.00	S	3	8	450			0	2	1	1	2	2	3	75	75	75	75	75	75	8	S 8	T06	76
WS1025	1.20	S	2	11	450			0	1	1	2	3	3	3	75	75	75	75	75	75	11	S 11	T04	72
WS1025	2.00	S	4	18	450			0	2	2	3	4	5	6	75	75	75	75	75	75	18	S 18	T04	72
WS1025	3.00	S	4	19	450			0	2	2	4	4	5	6	75	75	75	75	75	75	19	S 19	T04	72
WS1025	4.00	S	4	19	450			0	2	2	4	4	5	6	75	75	75	75	75	75	19	S 19	T04	72
WS1025	5.00	S	5	13	450			0	3	2	2	4	3	4	75	75	75	75	75	75	13	S 13	T04	72
WS1026	1.20	S	6	15	450			0	3	3	4	3	5	3	75	75	75	75	75	75	15	S 15	T04	72
WS1026	2.00	S	1	7	450			0	0	1	2	1	2	2	75	75	75	75	75	75	7	S 7	T04	72
WS1026	3.00	S	2	21	450			0	1	1	2	2	6	11	75	75	75	75	75	75	21	S 21	T04	72
WS1026	4.00	S	3	8	450			0	1	2	2	2	1	3	75	75	75	75	75	75	8	S 8	T04	72
WS1026	5.00	S	2	6	450			0	1	1	2	1	2	1	75	75	75	75	75	75	6	S 6	T04	72
WS1027	1.20	S	5	14	450			0	2	3	3	3	4	4	75	75	75	75	75	75	14	S 14	T04	76
WS1027	2.00	S	3	17	450			0	1	2	3	4	5	5	75	75	75	75	75	75	17	S 17	T04	76
WS1027	3.00	S	4	17	450			0	1	3	3	4	4	6	75	75	75	75	75	75	17	S 17	T04	76
WS1027	4.00	S	2	11	450			0	1	1	2	3	3	3	75	75	75	75	75	75	11	S 11	T04	76
WS1027	5.00	S	4	12	450			0	2	2	2	3	4	3	75	75	75	75	75	75	12	S 12	T04	76
WS1028	1.22	S	2	13	450			0	1	1	2	3	4	4	75	75	75	75	75	75	13	S 13	T04	76
WS1028	2.00	S	6	19	450			0	2	4	3	5	5	6	75	75	75	75	75	75	19	S 19	T04	76
WS1028	3.00	S	6	18	450			0	3	3	3	4	5	6	75	75	75	75	75	75	18	S 18	T04	76
WS1028	4.00	S	8	18	450			0	3	5	4	4	5	5	75	75	75	75	75	75	18	S 18	T04	76
WS1028	5.00	S	4	8	450			0	1	3	3	2	1	2	75	75	75	75	75	75	8	S 8	T04	76
WS1029	1.20	S	2	9	450			0	1	1	2	3	2	2	75	75	75	75	75	75	9	S 9	T04	76
WS1029	2.00	S	5	25	450			0	2	3	6	5	6	8	75	75	75	75	75	75	25	S 25	T04	76
WS1029	3.00	S	4	27	450			0	1	3	5	6	7	9	75	75	75	75	75	75	27	S 27	T04	76

STANDARD PENETRATION TEST



Telephone: 01452 739165, Fax: 01452 739220, Email: info@ccground.co.uk

Client:	The Crown Estate	Contract:	C6515
Site:	Land East of Hemel Hempstead GI	Checked:	RT

Notes:

1 Test carried out in general accordance with BS EN ISO 22476: Part 3 (2005)+A1: 2011 2 N values have not been subjected to any correction. 3 Test carried out using split spoon S, solid cone C.	4 Where full test drive not completed, linearly extrapolated N value reported. 5 <1 Denotes hammer self weight penetration (sank under own weight). 6 ** Denotes no effective penetration.
---	--

BH	Top Depth (m)	Type	Seating Blows	Blows Main Test	Total Penetration (mm)	Casing Depth (m)	Water Depth (m)	Self-Weight Penetration (mm)	Blows 1	Blows 2	Blows 3	Blows 4	Blows 5	Blows 6	Pen 1 (mm)	Pen 2 (mm)	Pen 3 (mm)	Pen 4 (mm)	Pen 5 (mm)	Pen 6 (mm)	Spt 'N' Value	SPT Reported Result	Hammer Serial Number	Hammer Energy Ratio (%)
WS1029	4.00	S	4	19	450			0	2	2	4	4	5	6	75	75	75	75	75	75	19	S 19	T04	76
WS1029	5.00	S	3	10	450			0	1	2	1	2	4	3	75	75	75	75	75	75	10	S 10	T04	76
WS1030	1.20	S	5	16	450			0	2	3	3	3	4	6	75	75	75	75	75	75	16	S 16	T04	76
WS1030	2.00	S	2	6	450			0	1	1	2	1	1	2	75	75	75	75	75	75	6	S 6	T04	76
WS1030	3.00	S	0	3	450			150	0	1	0	1	1	1	75	75	75	75	75	75	3	S 3	T04	76
WS1030	4.00	S	3	11	450			0	1	2	1	3	3	4	75	75	75	75	75	75	11	S 11	T04	76
WS1030	5.00	S	7	17	450			0	3	4	4	3	5	5	75	75	75	75	75	75	17	S 17	T04	76
WS1031	1.20	S	7	22	450			0	3	4	5	5	6	6	75	75	75	75	75	75	22	S 22	T04	76
WS1031	2.00	S	4	18	450			0	2	2	5	4	5	4	75	75	75	75	75	75	18	S 18	T04	76
WS1031	3.00	S	4	18	450			0	1	3	3	4	5	6	75	75	75	75	75	75	18	S 18	T04	76
WS1031	4.00	S	4	19	450			0	2	2	4	4	5	6	75	75	75	75	75	75	19	S 19	T04	76
WS1031	5.00	S	3	7	450			0	2	1	2	2	2	1	75	75	75	75	75	75	7	S 7	T04	76
WS1032	1.20	S	2	9	450			0	1	1	1	2	3	3	75	75	75	75	75	75	9	S 9	T04	72
WS1032	2.00	S	5	18	450			0	1	4	5	6	5	2	75	75	75	75	75	75	18	S 18	T04	72
WS1032	3.00	S	1	7	450			0	1	0	1	2	2	2	75	75	75	75	75	75	7	S 7	T04	72
WS1032	4.00	S	2	4	450			0	1	1	1	1	1	1	75	75	75	75	75	75	4	S 4	T04	72
WS1032	5.00	S	3	7	450			0	1	2	1	2	1	3	75	75	75	75	75	75	7	S 7	T04	72
WS1033	1.20	S	19	26	450			0	8	11	10	6	5	5	75	75	75	75	75	75	26	S 26	T04	72
WS1033	2.00	S	12	12	450			0	5	7	9	8	6	7	76	75	75	75	75	75	30	S 30	T04	72
WS1033	3.00	S	11	11	450			0	5	6	5	5	5	5	75	75	75	75	75	75	20	S 20	T04	72
WS1033	4.00	S	5	5	450			0	2	3	5	6	5	7	75	75	75	75	75	75	23	S 23	T04	72
WS1033	5.00	S	6	6	450			0	2	4	5	6	5	5	75	75	75	75	75	75	21	S 21	T04	72
WS1034	1.20	S	7	20	450			0	8	11	10	6	5	5	75	75	75	75	75	75	20	S 20	T04	72
WS1034	2.00	S	17	27	450			0	5	7	9	8	6	7	75	75	75	75	75	75	27	S 27	T04	72
WS1034	3.00	S	9	26	450			0	5	6	5	5	5	5	75	75	75	75	75	75	26	S 26	T04	72

STANDARD PENETRATION TEST



Telephone: 01452 739165, Fax: 01452 739220, Email: info@ccground.co.uk

Client:	The Crown Estate	Contract:	C6515
Site:	Land East of Hemel Hempstead GI	Checked:	RT

Notes:

<p>1 Test carried out in general accordance with BS EN ISO 22476: Part 3 (2005)+A1: 2011</p> <p>2 N values have not been subjected to any correction.</p> <p>3 Test carried out using split spoon S, solid cone C.</p>	<p>4 Where full test drive not completed, linearly extrapolated N value reported.</p> <p>5 <1 Denotes hammer self weight penetration (sank under own weight).</p> <p>6 ** Denotes no effective penetration.</p>
--	--

BH	Top Depth (m)	Type	Seating Blows	Blows Main Test	Total Penetration (mm)	Casing Depth (m)	Water Depth (m)	Self-Weight Penetration (mm)	Blows 1	Blows 2	Blows 3	Blows 4	Blows 5	Blows 6	Pen 1 (mm)	Pen 2 (mm)	Pen 3 (mm)	Pen 4 (mm)	Pen 5 (mm)	Pen 6 (mm)	Spt 'N' Value	SPT Reported Result	Hammer Serial Number	Hammer Energy Ratio (%)
WS1034	4.00	S	13	19	450			0	2	3	5	6	5	7	75	75	75	75	75	75	19	S 19	T04	72
WS1034	5.00	S	3	13	450			0	2	4	5	6	5	5	75	75	75	75	75	75	13	S 13	T04	72
WS1035	1.20	S	3	13	450			0	1	2	2	3	4	4	75	75	75	75	75	75	13	S 13	T04	72
WS1035	2.00	S	9	18	450			0	3	6	4	4	5	5	75	75	75	75	75	75	18	S 18	T04	72
WS1035	3.00	S	2	6	450			0	1	1	1	1	2	2	75	75	75	75	75	75	6	S 6	T04	72
WS1035	4.00	S	2	7	450			0	1	1	1	2	2	2	75	75	75	75	75	75	7	S 7	T04	72
WS1035	5.00	S	6	13	450			0	4	2	2	3	4	4	75	75	75	75	75	75	13	S 13	T04	72
WS1036	1.20	S	10	19	450			0	3	7	6	5	4	4	75	75	75	75	75	75	19	S 19	T04	72
WS1036	2.00	S	1	4	450			0	1	0	1	1	1	1	75	75	75	75	75	75	4	S 4	T04	72
WS1036	3.00	S	1	9	450			0	1	0	2	2	3	2	75	75	75	75	75	75	9	S 9	T04	72
WS1036	4.00	S	2	8	450			75	0	2	2	2	1	3	75	75	75	75	75	75	8	S 8	T04	72
WS1036	5.00	S	2	8	450			0	1	1	1	2	2	3	75	75	75	75	75	75	8	S 8	T04	72
WS1037	1.20	S	3	9	450			0	1	2	1	2	2	4	75	75	75	75	75	75	9	S 9	T04	72
WS1037	2.00	S	8	26	450			0	3	5	6	6	6	8	75	75	75	75	75	75	26	S 26	T04	72
WS1037	3.00	S	5	14	450			0	2	3	3	4	3	4	75	75	75	75	75	75	14	S 14	T04	72
WS1037	4.00	S	5	15	450			0	2	3	3	4	3	5	75	75	75	75	75	75	15	S 15	T04	72
WS1037	5.00	S	7	22	450			0	3	4	5	5	5	7	75	75	75	75	75	75	22	S 22	T04	72
WS1038	1.20	S	8	21	450			0	2	6	5	6	5	5	75	75	75	75	75	75	21	S 21	T04	72
WS1038	2.00	S	4	25	450			0	2	2	4	4	6	11	75	75	75	75	75	75	25	S 25	T04	72
WS1038	3.00	S	3	12	450			0	1	2	3	2	4	3	75	75	75	75	75	75	12	S 12	T04	72
WS1038	4.00	S	3	8	450			0	1	2	2	1	3	2	75	75	75	75	75	75	8	S 8	T04	72
WS1038	5.00	S	4	7	450			0	2	2	2	1	2	2	75	75	75	75	75	75	7	S 7	T04	72
WS1039	1.20	S	3	11	450			0	1	2	2	2	3	4	75	75	75	75	75	75	11	S 11	T04	72
WS1039	2.00	S	4	12	450			0	1	3	3	3	3	3	75	75	75	75	75	75	12	S 12	T04	72
WS1039	3.00	S	6	20	450			0	2	4	5	5	5	5	75	75	75	75	75	75	20	S 20	T04	72

STANDARD PENETRATION TEST



Telephone: 01452 739165, Fax: 01452 739220, Email: info@ccground.co.uk

Client:	The Crown Estate	Contract:	C6515
Site:	Land East of Hemel Hempstead GI	Checked:	RT

Notes:

<p>1 Test carried out in general accordance with BS EN ISO 22476: Part 3 (2005)+A1: 2011</p> <p>2 N values have not been subjected to any correction.</p> <p>3 Test carried out using split spoon S, solid cone C.</p>	<p>4 Where full test drive not completed, linearly extrapolated N value reported.</p> <p>5 <1 Denotes hammer self weight penetration (sank under own weight).</p> <p>6 ** Denotes no effective penetration.</p>
--	--

BH	Top Depth (m)	Type	Seating Blows	Blows Main Test	Total Penetration (mm)	Casing Depth (m)	Water Depth (m)	Self-Weight Penetration (mm)	Blows 1	Blows 2	Blows 3	Blows 4	Blows 5	Blows 6	Pen 1 (mm)	Pen 2 (mm)	Pen 3 (mm)	Pen 4 (mm)	Pen 5 (mm)	Pen 6 (mm)	Spt 'N' Value	SPT Reported Result	Hammer Serial Number	Hammer Energy Ratio (%)
WS1039	4.00	S	8	20	450			0	3	5	5	5	5	5	75	75	75	75	75	75	20	S 20	T04	72
WS1039	5.00	S	4	15	450			0	2	2	4	3	4	4	75	75	75	75	75	75	15	S 15	T04	72
WS1040	1.20	S	5	20	450			0	2	3	4	5	5	6	75	75	75	75	75	75	20	S 20	T04	72
WS1040	2.00	S	4	14	450			0	1	3	3	3	4	4	75	75	75	75	75	75	14	S 14	T04	72
WS1040	3.00	S	4	16	450			0	2	2	3	4	4	5	75	75	75	75	75	75	16	S 16	T04	72
WS1040	4.00	S	8	20	450			0	3	5	4	5	5	6	75	75	75	75	75	75	20	S 20	T04	72
WS1040	5.00	S	11	22	450			0	7	4	6	4	6	6	75	75	75	75	75	75	22	S 22	T04	72
WS1041	1.70	S	5	16	450			0	1	4	4	3	4	5	75	75	75	75	75	75	16	S 16	T04	72
WS1041	2.00	S	5	16	450			0	2	3	3	3	4	6	75	75	75	75	75	75	16	S 16	T04	72
WS1041	3.00	S	4	20	450			0	1	3	4	5	6	5	75	75	75	75	75	75	20	S 20	T04	72
WS1041	4.00	S	4	11	450			0	2	2	2	3	3	3	75	75	75	75	75	75	11	S 11	T04	72
WS1041	5.00	S	4	10	450			0	2	2	2	2	3	3	75	75	75	75	75	75	10	S 10	T04	72
WS1042	1.20	S	6	25	450			0	1	5	6	6	6	7	75	75	75	75	75	75	25	S 25	T04	72
WS1042	2.00	S	5	21	450			0	2	3	4	4	6	7	75	75	75	75	75	75	21	S 21	T04	72
WS1042	3.00	S	11	25	450			0	3	8	6	5	6	8	75	75	75	75	75	75	25	S 25	T04	72
WS1042	4.00	S	12	21	450			0	3	9	5	5	5	6	75	75	75	75	75	75	21	S 21	T04	72
WS1042	5.00	S	6	19	450			0	2	4	4	5	5	5	75	75	75	75	75	75	19	S 19	T04	72
WS1043	1.20	S	2	11	450			75	0	2	2	3	2	4	75	75	75	75	75	75	11	S 11	T04	72
WS1043	2.00	S	5	15	450			0	2	3	3	3	4	5	75	75	75	75	75	75	15	S 15	T04	72
WS1043	3.00	S	5	21	450			0	2	3	3	6	6	6	75	75	75	75	75	75	21	S 21	T04	72
WS1043	4.00	S	1	12	450			0	1	0	1	3	4	4	75	75	75	75	75	75	12	S 12	T04	72
WS1043	5.00	S	5	14	450			0	2	3	4	4	3	3	75	75	75	75	75	75	14	S 14	T04	72
WS1044	1.20	S	4	19	450			0	0	4	4	5	4	6	75	75	75	75	75	75	19	S 19	T04	72
WS1044	2.00	S	5	22	450			0	2	3	4	6	6	6	75	75	75	75	75	75	22	S 22	T04	72
WS1044	3.00	S	5	19	450			0	2	3	4	4	5	6	75	75	75	75	75	75	19	S 19	T04	72

STANDARD PENETRATION TEST



Telephone: 01452 739165, Fax: 01452 739220, Email: info@ccground.co.uk

Client:	The Crown Estate	Contract:	C6515
Site:	Land East of Hemel Hempstead GI	Checked:	RT

Notes:

1 Test carried out in general accordance with BS EN ISO 22476: Part 3 (2005)+A1: 2011 2 N values have not been subjected to any correction. 3 Test carried out using split spoon S, solid cone C.	4 Where full test drive not completed, linearly extrapolated N value reported. 5 <1 Denotes hammer self weight penetration (sank under own weight). 6 ** Denotes no effective penetration.
---	--

BH	Top Depth (m)	Type	Seating Blows	Blows Main Test	Total Penetration (mm)	Casing Depth (m)	Water Depth (m)	Self-Weight Penetration (mm)	Blows 1	Blows 2	Blows 3	Blows 4	Blows 5	Blows 6	Pen 1 (mm)	Pen 2 (mm)	Pen 3 (mm)	Pen 4 (mm)	Pen 5 (mm)	Pen 6 (mm)	Spt 'N' Value	SPT Reported Result	Hammer Serial Number	Hammer Energy Ratio (%)
WS1044	4.00	S	4	17	450			0	2	2	3	4	5	5	75	75	75	75	75	75	17	S 17	T04	72
WS1044	5.00	S	5	22	450			0	2	3	4	5	6	7	75	75	75	75	75	75	22	S 22	T04	72
WS1045	1.20	S	4	17	450			0	2	2	4	4	4	5	75	75	75	75	75	75	17	S 17	T04	72
WS1045	2.00	S	5	21	450			0	2	3	4	5	6	6	75	75	75	75	75	75	21	S 21	T04	72
WS1045	3.00	S	5	24	450			0	2	3	4	5	7	8	75	75	75	75	75	75	24	S 24	T04	72
WS1045	4.00	S	4	21	450			0	2	2	4	5	6	6	75	75	75	75	75	75	21	S 21	T04	72
WS1045	5.00	S	4	16	450			0	2	2	3	4	4	5	75	75	75	75	75	75	16	S 16	T04	72
WS1046	1.20	S	5	14	450			0	2	3	4	3	3	4	75	75	75	75	75	75	14	S 14	T04	72
WS1046	2.00	S	5	22	450			0	2	3	4	5	6	7	75	75	75	75	75	75	22	S 22	T04	72
WS1046	3.00	S	6	13	450			0	2	4	4	3	3	3	75	75	75	75	75	75	13	S 13	T04	72
WS1046	4.00	S	1	7	450			0	1	0	1	1	2	3	75	75	75	75	75	75	7	S 7	T04	72
WS1046	5.00	S	2	16	450			0	1	1	3	5	4	4	75	75	75	75	75	75	16	S 16	T04	72
WS1047	1.20	S	6	13	450			0	3	3	3	3	3	4	75	75	75	75	75	75	13	S 13	T04	72
WS1047	2.00	S	9	23	450			0	4	5	5	5	6	7	75	75	75	75	75	75	23	S 23	T04	72
WS1047	3.00	S	6	50	380			0	2	4	9	12	25	4	75	75	75	75	75	5	65	S*65	T04	72
WS1047	4.00	S	6	21	450			0	3	3	4	4	6	7	75	75	75	75	75	75	21	S 21	T04	72
WS1047	5.00	S	3	12	450			0	1	2	2	3	2	5	75	75	75	75	75	75	12	S 12	T04	72
WS1048	1.20	S	5	11	450			0	2	3	2	2	3	4	75	75	75	75	75	75	11	S 11	T04	72
WS1048	2.00	S	3	16	450			0	1	2	3	4	4	5	75	75	75	75	75	75	16	S 16	T04	72
WS1048	3.00	S	7	20	450			0	3	4	4	4	6	6	75	75	75	75	75	75	20	S 20	T04	72
WS1048	4.00	S	6	10	450			0	3	3	2	3	2	3	75	75	75	75	75	75	10	S 10	T04	72
WS1048	5.00	S	5	12	450			0	2	3	3	3	3	3	75	75	75	75	75	75	12	S 12	T04	72
WS1049	1.20	S	6	21	450			0	2	4	5	4	5	7	75	75	75	75	75	75	21	S 21	T04	72
WS1049	2.00	S	4	21	450			0	2	2	3	4	5	6	75	75	75	75	75	75	21	S 21	T04	72
WS1049	3.00	S	4	18	450			0	2	2	4	4	4	6	75	75	75	75	75	75	18	S 18	T04	72

STANDARD PENETRATION TEST



Telephone: 01452 739165, Fax: 01452 739220, Email: info@ccground.co.uk

Client:	The Crown Estate	Contract:	C6515
Site:	Land East of Hemel Hempstead GI	Checked:	RT

Notes:

1 Test carried out in general accordance with BS EN ISO 22476: Part 3 (2005)+A1: 2011 2 N values have not been subjected to any correction. 3 Test carried out using split spoon S, solid cone C.	4 Where full test drive not completed, linearly extrapolated N value reported. 5 <1 Denotes hammer self weight penetration (sank under own weight). 6 ** Denotes no effective penetration.
---	--

BH	Top Depth (m)	Type	Seating Blows	Blows Main Test	Total Penetration (mm)	Casing Depth (m)	Water Depth (m)	Self-Weight Penetration (mm)	Blows 1	Blows 2	Blows 3	Blows 4	Blows 5	Blows 6	Pen 1 (mm)	Pen 2 (mm)	Pen 3 (mm)	Pen 4 (mm)	Pen 5 (mm)	Pen 6 (mm)	Spt 'N' Value	SPT Reported Result	Hammer Serial Number	Hammer Energy Ratio (%)
WS1049	4.00	S	4	18	450			0	2	2	3	4	5	6	75	75	75	75	75	75	18	S 18	T04	72
WS1049	5.00	S	6	15	450			0	3	3	3	4	4	4	75	75	75	75	75	75	15	S 15	T04	72
WS1050	1.20	S	4	16	450			0	1	3	3	4	4	5	75	75	75	75	75	75	16	S 16	T04	72
WS1050	2.00	S	4	13	450			0	1	3	2	3	4	4	75	75	75	75	75	75	13	S 13	T04	72
WS1050	3.00	S	4	14	450			0	2	2	2	4	4	4	75	75	75	75	75	75	14	S 14	T04	72
WS1050	4.00	S	6	16	450			0	2	4	4	4	4	4	75	75	75	75	75	75	16	S 16	T04	72
WS1050	5.00	S	5	10	450			0	2	3	3	2	3	2	75	75	75	75	75	75	10	S 10	T04	72
WS1051	1.20	S	2	15	450			75	0	2	3	3	4	5	75	75	75	75	75	75	15	S 15	T04	72
WS1051	2.00	S	6	26	450			0	2	4	4	7	7	8	75	75	75	75	75	75	26	S 26	T04	72
WS1051	3.00	S	8	21	450			0	3	5	4	5	6	6	75	75	75	75	75	75	21	S 21	T04	72
WS1051	4.00	S	5	20	450			0	2	3	6	5	4	5	75	75	75	75	75	75	20	S 20	T04	72
WS1051	5.00	S	7	19	450			0	3	4	2	4	5	8	75	75	75	75	75	75	19	S 19	T04	72
WS1052	1.20	S	7	23	450			0	2	5	5	5	6	7	75	75	75	75	75	75	23	S 23	T04	72
WS1052	2.00	S	7	23	450			0	3	4	5	6	6	6	75	75	75	75	75	75	23	S 23	T04	72
WS1052	3.00	S	9	25	450			0	5	4	5	6	6	8	75	75	75	75	75	75	25	S 25	T04	72
WS1052	4.00	S	10	30	450			0	4	6	6	7	8	9	75	75	75	75	75	75	30	S 30	T04	72
WS1052	5.00	S	5	25	450			0	2	3	5	5	7	8	75	75	75	75	75	75	25	S 25	T04	72
WS1053	1.20	S	5	20	450			0	2	3	4	5	5	6	75	75	75	75	75	75	20	S 20	T04	72
WS1053	2.00	S	5	21	450			0	2	3	4	5	6	6	75	75	75	75	75	75	21	S 21	T04	72
WS1053A	1.20	S	5	17	450			0	2	3	3	4	4	6	75	75	75	75	75	75	17	S 17	T04	72
WS1053A	2.00	S	3	14	450			0	1	2	3	3	4	4	75	75	75	75	75	75	14	S 14	T04	72
WS1053A	3.00	S	6	19	450			0	2	4	3	5	5	6	75	75	75	75	75	75	19	S 19	T04	72
WS1053A	4.00	S	7	33	450			0	2	5	5	7	11	10	75	75	75	75	75	75	33	S 33	T04	72
WS1053A	5.00	S	9	32	450			0	3	6	6	7	9	10	75	75	75	75	75	75	32	S 32	T04	72
WS1054	1.20	S	3	11	450			0	1	2	3	2	3	3	75	75	75	75	75	75	11	S 11	T04	72

STANDARD PENETRATION TEST



Telephone: 01452 739165, Fax: 01452 739220, Email: info@ccground.co.uk

Client:	The Crown Estate	Contract:	C6515
Site:	Land East of Hemel Hempstead GI	Checked:	RT

Notes:

1 Test carried out in general accordance with BS EN ISO 22476: Part 3 (2005)+A1: 2011 2 N values have not been subjected to any correction. 3 Test carried out using split spoon S, solid cone C.	4 Where full test drive not completed, linearly extrapolated N value reported. 5 <1 Denotes hammer self weight penetration (sank under own weight). 6 ** Denotes no effective penetration.
---	--

BH	Top Depth (m)	Type	Seating Blows	Blows Main Test	Total Penetration (mm)	Casing Depth (m)	Water Depth (m)	Self-Weight Penetration (mm)	Blows 1	Blows 2	Blows 3	Blows 4	Blows 5	Blows 6	Pen 1 (mm)	Pen 2 (mm)	Pen 3 (mm)	Pen 4 (mm)	Pen 5 (mm)	Pen 6 (mm)	Spt 'N' Value	SPT Reported Result	Hammer Serial Number	Hammer Energy Ratio (%)
WS1054	2.00	S	4	20	450			0	2	2	4	4	5	7	75	75	75	75	75	75	20	S 20	T04	72
WS1054	3.00	S	7	31	450			0	3	4	5	7	10	9	75	75	75	75	75	75	31	S 31	T04	72
WS1054	4.00	S	12	34	450			0	6	6	9	9	7	9	75	75	75	75	75	75	34	S 34	T04	72
WS1054	5.00	S	5	22	450			0	2	3	4	4	6	8	75	75	75	75	75	75	22	S 22	T04	72
WS1055	1.20	S	5	19	450			0	2	3	4	5	5	5	75	75	75	75	75	75	19	S 19	T04	72
WS1055	2.00	S	7	22	450			0	2	5	6	5	5	6	75	75	75	75	75	75	22	S 22	T04	72
WS1055	3.00	S	5	17	450			0	3	2	3	3	5	6	75	75	75	75	75	75	17	S 17	T04	72
WS1055	4.00	S	4	16	450			0	2	2	3	3	5	5	75	75	75	75	75	75	16	S 16	T04	72
WS1055	5.00	S	1	2	450			0	1	0	1	0	1	0	75	75	75	75	75	75	2	S 2	T04	72
WS1056	1.20	S	4	12	450			0	2	2	2	3	3	4	75	75	75	75	75	75	12	S 12	T04	72
WS1056	2.00	S	5	15	450			0	2	3	2	3	4	6	75	75	75	75	75	75	15	S 15	T04	72
WS1056	3.00	S	5	21	450			0	2	3	4	5	6	6	75	75	75	75	75	75	21	S 21	T04	72
WS1056	4.00	S	4	18	450			0	2	2	4	4	5	5	75	75	75	75	75	75	18	S 18	T04	72
WS1056	5.00	S	5	35	450			0	2	3	3	13	11	18	75	75	75	75	75	75	35	S 35	T04	72
WS1057	1.20	S	5	15	450			0	2	3	4	4	3	4	75	75	75	75	75	75	15	S 15	T04	72
WS1057	2.00	S	3	15	450			0	1	2	3	3	4	5	75	75	75	75	75	75	15	S 15	T04	72
WS1057	3.00	S	5	50	420			0	2	3	6	17	17	10	75	75	75	75	75	45	56	S*56	T04	72
WS1058	1.20	S	6	19	450			0	1	5	5	5	5	4	75	75	75	75	75	75	19	S 19	T04	72
WS1058	2.00	S	15	19	450			0	7	8	4	6	5	4	75	75	75	75	75	75	19	S 19	T04	72
WS1058	3.00	S	7	25	450			0	2	5	7	5	6	7	75	75	75	75	75	75	25	S 25	T04	72
WS1058	4.00	S	11	21	450			0	3	8	7	4	5	5	75	75	75	75	75	75	21	S 21	T04	72
WS1058	5.00	S	13	25	450			0	3	10	7	6	6	6	75	75	75	75	75	75	25	S 25	T04	72
WS1059	1.20	S	6	14	450			0	2	4	4	4	3	3	75	75	75	75	75	75	14	S 14	T07	78
WS1059	2.00	S	5	19	450			0	2	3	4	5	5	5	75	75	75	75	75	75	19	S 19	T07	78
WS1059	3.00	S	5	19	450			0	2	3	4	5	5	5	75	75	75	75	75	75	19	S 19	T07	78

STANDARD PENETRATION TEST



Telephone: 01452 739165, Fax: 01452 739220, Email: info@ccground.co.uk

Client:	The Crown Estate	Contract:	C6515
Site:	Land East of Hemel Hempstead GI	Checked:	RT

Notes:

1 Test carried out in general accordance with BS EN ISO 22476: Part 3 (2005)+A1: 2011 2 N values have not been subjected to any correction. 3 Test carried out using split spoon S, solid cone C.	4 Where full test drive not completed, linearly extrapolated N value reported. 5 <1 Denotes hammer self weight penetration (sank under own weight). 6 ** Denotes no effective penetration.
---	--

BH	Top Depth (m)	Type	Seating Blows	Blows Main Test	Total Penetration (mm)	Casing Depth (m)	Water Depth (m)	Self-Weight Penetration (mm)	Blows 1	Blows 2	Blows 3	Blows 4	Blows 5	Blows 6	Pen 1 (mm)	Pen 2 (mm)	Pen 3 (mm)	Pen 4 (mm)	Pen 5 (mm)	Pen 6 (mm)	Spt 'N' Value	SPT Reported Result	Hammer Serial Number	Hammer Energy Ratio (%)
WS1059	4.00	S	7	22	450			0	2	5	5	5	5	7	75	75	75	75	75	75	22	S 22	T07	78
WS1059	5.00	S	5	13	450			0	2	3	2	3	4	4	75	75	75	75	75	75	13	S 13	T07	78
WS1060	1.20	S	7	21	450			0	3	4	7	6	4	4	75	75	75	57	75	75	21	S 21	T07	78
WS1060	2.00	S	4	16	450			0	2	2	3	3	5	5	75	75	75	75	75	75	16	S 16	T07	78
WS1060	3.00	S	5	19	450			0	3	2	3	5	5	6	75	75	75	75	75	75	19	S 19	T07	78
WS1060	4.00	S	7	9	450			0	5	2	2	2	2	3	75	75	75	75	75	75	9	S 9	T07	78
WS1060	5.00	S	5	18	450			0	2	3	3	4	5	6	75	75	75	75	75	75	18	S 18	T07	78
WS1061	1.20	S	7	12	450			0	3	4	2	3	3	4	75	75	75	75	75	75	12	S 12	T07	78
WS1061	2.00	S	4	12	450			0	2	2	2	3	3	4	75	75	75	75	75	75	12	S 12	T07	78
WS1061	3.00	S	7	15	450			0	3	4	5	5	5	5	75	75	75	75	75	75	15	S 15	T07	78
WS1061	4.00	S	8	25	450			0	3	5	4	6	6	9	75	75	75	75	75	75	25	S 25	T07	78
WS1061	5.00	S	13	27	450			0	3	10	7	5	5	10	75	75	75	75	75	75	27	S 27	T07	78
WS1062	1.20	S	5	12	450			0	2	3	3	3	3	3	75	75	75	75	75	75	12	S 12	T07	78
WS1062	2.00	S	8	22	450			0	4	4	6	7	5	5	75	75	75	75	75	75	23	S 23	T07	78
WS1062	3.00	S	5	20	450			0	2	3	4	4	5	7	75	75	75	75	75	75	29	S 20	T07	78
WS1062	4.00	S	4	12	450			0	2	2	3	3	2	4	75	75	75	75	75	75	12	S 12	T07	78
WS1062	5.00	S	0	3	450			300	0	0	0	0	1	2	75	75	75	75	75	75	3	S 3	T07	78
WS1063	1.20	S	7	18	450			0	2	5	4	5	5	4	75	75	75	75	75	75	18	S 18	T07	78
WS1063	2.00	S	7	23	450			0	4	3	7	5	6	5	75	75	75	75	75	75	23	S 23	T07	78
WS1063	3.00	S	10	24	450			0	3	7	9	5	4	6	75	75	75	75	75	75	24	S 24	T07	78
WS1063	4.00	S	6	12	450			0	2	4	5	3	2	2	75	75	75	75	75	75	12	S 12	T07	78
WS1063	5.00	S	3	12	450			0	2	1	1	3	5	3	75	75	75	75	75	75	12	S 12	T07	78
WS1064	1.20	S	4	25	450			0	2	2	3	3	9	10	75	75	75	75	75	75	25	S 25	T07	78
WS1064	2.00	S	4	16	450			0	2	2	3	4	4	5	75	75	75	75	75	75	16	S 16	T07	78
WS1064	3.00	S	4	20	450			0	2	2	3	4	6	7	75	75	75	75	75	75	10	S 20	T07	78

STANDARD PENETRATION TEST



Telephone: 01452 739165, Fax: 01452 739220, Email: info@ccground.co.uk

Client:	The Crown Estate	Contract:	C6515
Site:	Land East of Hemel Hempstead GI	Checked:	RT

Notes:

1 Test carried out in general accordance with BS EN ISO 22476: Part 3 (2005)+A1: 2011 2 N values have not been subjected to any correction. 3 Test carried out using split spoon S, solid cone C.	4 Where full test drive not completed, linearly extrapolated N value reported. 5 <1 Denotes hammer self weight penetration (sank under own weight). 6 ** Denotes no effective penetration.
---	--

BH	Top Depth (m)	Type	Seating Blows	Blows Main Test	Total Penetration (mm)	Casing Depth (m)	Water Depth (m)	Self-Weight Penetration (mm)	Blows 1	Blows 2	Blows 3	Blows 4	Blows 5	Blows 6	Pen 1 (mm)	Pen 2 (mm)	Pen 3 (mm)	Pen 4 (mm)	Pen 5 (mm)	Pen 6 (mm)	Spt 'N' Value	SPT Reported Result	Hammer Serial Number	Hammer Energy Ratio (%)
WS1064	4.00	S	5	17	450			0	3	2	3	4	5	5	75	75	75	75	75	75	17	S 17	T07	78
WS1064	5.00	S	2	8	450			0	1	1	2	1	2	3	75	75	75	75	75	75	8	S 8	T07	78
WS1065	1.20	S	4	12	450			0	2	2	3	3	3	3	75	75	75	75	75	75	12	S 12	T07	78
WS1065	2.00	S	7	16	450			0	4	3	3	4	4	5	75	75	75	75	75	75	16	S 16	T07	78
WS1065	3.00	S	9	27	450			0	3	6	5	7	7	8	75	75	75	75	75	75	27	S 27	T07	78
WS1065	4.00	S	5	23	450			0	3	2	4	5	8	6	75	75	75	75	75	75	23	S 23	T07	78
WS1065	5.00	S	2	3	450			0	1	1	1	0	1	1	75	75	75	75	75	75	3	S 3	T07	78
WS1066	1.20	S	3	15	450			0	1	2	3	3	4	5	75	75	75	75	75	75	15	S 15	T04	72
WS1066	2.00	S	8	22	450			0	3	5	4	5	6	7	75	75	75	75	75	75	22	S 22	T04	72
WS1066	3.00	S	5	25	450			0	3	2	4	5	6	10	75	75	75	75	75	75	25	S 25	T04	72
WS1066	4.00	S	11	22	450			0	5	6	5	6	6	5	75	75	75	75	75	75	22	S 22	T04	72
WS1066	5.00	S	4	7	450			0	2	2	1	1	2	3	75	75	75	75	75	75	7	S 7	T04	72
WS1067	1.20	S	3	9	450			0	1	2	2	2	3	2	75	75	75	75	75	75	9	S 9	T04	72
WS1067	2.00	S	4	13	450			0	2	2	3	2	4	4	75	75	75	75	75	75	13	S 13	T04	72
WS1067	3.00	S	5	21	450			0	2	3	4	6	5	6	75	75	75	75	75	75	21	S 21	T04	72
WS1067	4.00	S	6	18	450			0	3	3	5	4	4	5	75	75	75	75	75	75	18	S 18	T04	72
WS1067	5.00	S	5	20	450			0	2	3	3	5	5	7	75	75	75	75	75	75	20	S 20	T04	72
WS1068	1.20	S	12	7	450			0	6	6	3	2	1	1	75	75	75	75	75	75	7	S 7	T04	72
WS1068	2.00	S	2	13	450			0	1	1	2	2	4	5	75	75	75	75	75	75	13	S 13	T04	72
WS1068	3.00	S	6	11	450			0	2	4	3	3	3	2	75	75	75	75	75	75	11	S 11	T04	72
WS1068	4.00	S	1	6	450			0	1	0	1	2	2	1	75	75	75	75	75	75	6	S 6	T04	72
WS1068	5.00	S	5	15	450			0	3	2	2	3	6	4	75	75	75	75	75	75	15	S 15	T04	72
WS1069	1.20	S	5	14	450			0	1	4	2	2	4	6	75	75	75	75	75	75	14	S 14	T04	72
WS1069	2.00	S	3	12	450			0	1	2	3	3	3	3	75	75	75	75	75	75	12	S 12	T04	72
WS1069	3.00	S	4	14	450			0	2	2	5	4	2	3	75	75	75	75	75	75	14	S 14	T04	72

STANDARD PENETRATION TEST



Telephone: 01452 739165, Fax: 01452 739220, Email: info@ccground.co.uk

Client:	The Crown Estate	Contract:	C6515
Site:	Land East of Hemel Hempstead GI	Checked:	RT

Notes:

<p>1 Test carried out in general accordance with BS EN ISO 22476: Part 3 (2005)+A1: 2011</p> <p>2 N values have not been subjected to any correction.</p> <p>3 Test carried out using split spoon S, solid cone C.</p>	<p>4 Where full test drive not completed, linearly extrapolated N value reported.</p> <p>5 <1 Denotes hammer self weight penetration (sank under own weight).</p> <p>6 ** Denotes no effective penetration.</p>
--	--

BH	Top Depth (m)	Type	Seating Blows	Blows Main Test	Total Penetration (mm)	Casing Depth (m)	Water Depth (m)	Self-Weight Penetration (mm)	Blows 1	Blows 2	Blows 3	Blows 4	Blows 5	Blows 6	Pen 1 (mm)	Pen 2 (mm)	Pen 3 (mm)	Pen 4 (mm)	Pen 5 (mm)	Pen 6 (mm)	Spt 'N' Value	SPT Reported Result	Hammer Serial Number	Hammer Energy Ratio (%)
WS1069	4.00	S	1	25	450			0	1	0	2	3	6	14	75	75	75	75	75	75	25	S 25	T04	72
WS1069	5.00	S	3	17	450			0	2	1	2	3	5	7	75	75	75	75	75	75	17	S 17	T04	72
WS1070	1.20	S	5	5	450			0	2	3	1	2	2	3	75	75	75	75	75	75	8	S 8	T04	72
WS1070	2.00	S	7	7	450			0	3	4	2	2	1	2	75	75	75	75	75	75	7	S 7	T04	72
WS1070	3.00	S	3	8	450			0	1	2	3	2	2	1	75	75	75	75	75	75	8	S 8	T04	72
WS1070	4.00	S	25	15	440			0	6	19	9	3	2	1	75	65	75	75	75	75	15	S 15	T04	72
WS1070	5.00	S	7	14	450			0	1	6	5	3	3	3	75	75	75	75	75	75	14	S 14	T04	72
WS1071	1.20	S	5	8	450			0	3	2	1	2	2	3	75	75	75	75	75	75	8	S 8	T04	72
WS1071	2.00	S	3	7	450			0	1	2	1	1	3	2	75	75	75	75	75	75	7	S 7	T04	72
WS1071	3.00	S	1	6	450			0	1	0	1	1	2	2	75	75	75	75	75	75	6	S 6	T04	72
WS1071	4.00	S	4	6	450			0	2	2	1	2	1	2	75	75	75	75	75	75	6	S 6	T04	72
WS1071	5.00	S	4	6	450			0	2	2	1	2	1	2	75	75	75	75	75	75	6	S 6	T04	72
WS1072	1.20	S	7	50	375			0	3	4	7	20	23		75	75	75	75	75		67	S*67	T04	72
WS1072	2.00	S	24	44	450			0	9	15	16	14	8	6	75	75	75	75	75	75	44	S 44	T04	72
WS1072	3.00	S	4	16	450			0	2	2	3	4	4	5	75	75	75	75	75	75	16	S 16	T04	72
WS1072	4.00	S	4	9	450			0	2	2	2	2	2	3	75	75	75	75	75	75	9	S 9	T04	72
WS1072	5.00	S	6	33	450			0	4	2	3	5	11	14	75	75	75	75	75	75	33	S 33	T04	72
WS1073	1.20	S	10	20	450			0	4	6	5	4	4	7	75	75	75	75	75	75	20	S 20	T04	72
WS1073	2.00	S	6	20	450			0	2	4	4	4	7	5	75	75	75	75	75	75	20	S 20	T04	72
WS1073	3.00	S	9	16	450			0	4	5	3	4	4	5	75	75	75	75	75	75	16	S 16	T04	72
WS1073	4.00	S	11	18	450			0	6	5	3	4	5	6	75	75	75	75	75	75	18	S 18	T04	72
WS1073	5.00	S	11	20	450			0	4	7	6	4	5	5	75	75	75	75	75	75	20	S 20	T04	72
WS1074	1.20	S	16	31	450			0	7	9	8	11	7	5	75	75	75	75	75	75	31	S 31	T04	72
WS1074	2.00	S	12	37	450			0	5	7	9	9	9	10	75	75	75	75	75	75	37	S 37	T04	72
WS1074	3.00	S	11	47	450			0	2	9	9	9	14	15	75	75	75	75	75	75	47	S 47	T04	72

STANDARD PENETRATION TEST



Telephone: 01452 739165, Fax: 01452 739220, Email: info@ccground.co.uk

Client:	The Crown Estate	Contract:	C6515
Site:	Land East of Hemel Hempstead GI	Checked:	RT

Notes:

<p>1 Test carried out in general accordance with BS EN ISO 22476: Part 3 (2005)+A1: 2011</p> <p>2 N values have not been subjected to any correction.</p> <p>3 Test carried out using split spoon S, solid cone C.</p>	<p>4 Where full test drive not completed, linearly extrapolated N value reported.</p> <p>5 <1 Denotes hammer self weight penetration (sank under own weight).</p> <p>6 ** Denotes no effective penetration.</p>
--	--

BH	Top Depth (m)	Type	Seating Blows	Blows Main Test	Total Penetration (mm)	Casing Depth (m)	Water Depth (m)	Self-Weight Penetration (mm)	Blows 1	Blows 2	Blows 3	Blows 4	Blows 5	Blows 6	Pen 1 (mm)	Pen 2 (mm)	Pen 3 (mm)	Pen 4 (mm)	Pen 5 (mm)	Pen 6 (mm)	Spt 'N' Value	SPT Reported Result	Hammer Serial Number	Hammer Energy Ratio (%)
WS1074	4.00	S	15	29	450			0	6	9	8	7	6	8	75	75	75	75	75	75	29	S 29	T04	72
WS1074	5.00	S	8	35	450			0	3	5	7	9	9	10	75	75	75	75	75	75	35	S 35	T04	72
WS1075	1.20	S	16	32	450			0	8	8	7	10	9	6	75	75	75	75	75	75	32	S 32	T04	72
WS1075	2.00	S	2	5	450			0	1	1	1	1	2	1	75	75	75	75	75	75	5	S 5	T04	72
WS1075	3.00	S	2	10	450			0	1	1	1	2	4	3	75	75	75	75	75	75	10	S 10	T04	72
WS1075	4.00	S	4	14	450			0	2	2	2	2	5	5	75	75	75	75	75	75	14	S 14	T04	72
WS1075	5.00	S	1	9	450			75	0	1	1	2	3	3	75	75	75	75	75	75	9	S 9	T04	72
WS1076	1.20	S	10	25	450			0	5	5	6	6	6	7	75	75	75	75	75	75	25	S 25	T04	72
WS1076	2.00	S	10	18	450			0	5	5	4	4	5	5	75	75	75	75	75	75	18	S 18	T04	72
WS1076	3.00	S	7	32	450			0	3	4	7	7	9	9	75	75	75	75	75	75	32	S 32	T04	72
WS1076	4.00	S	6	20	450			0	2	4	4	3	5	8	75	75	75	75	75	75	20	S 20	T04	72
WS1076	5.00	S	4	10	450			0	2	2	2	2	2	4	75	75	75	75	75	75	10	S 10	T04	72
WS1077	1.20	S	5	26	450			0	2	3	6	7	7	6	75	75	75	75	75	75	26	S 26	T04	72
WS1077	2.00	S	23	50	335			0	8	15	19	19	12		75	75	75	75	35		81	S*81	T04	72
WS1077	3.00	S	3	16	450			0	1	2	3	3	5	5	75	75	75	75	75	75	16	S 16	T04	72
WS1077	4.00	S	2	14	450			0	1	1	3	3	4	4	75	75	75	75	75	75	14	S 14	T04	72
WS1077	5.00	S	6	27	450			0	2	4	5	6	7	9	75	75	75	75	75	75	27	S 27	T04	72
WS1078	1.20	S	9	15	450			0	5	4	4	3	4	4	75	75	75	75	75	75	15	S 15	T04	72
WS1078	2.00	S	4	14	450			0	1	3	2	6	4	2	75	75	75	75	75	75	14	S 14	T04	72
WS1078	3.00	S	2	23	450			0	1	1	1	3	6	13	75	75	75	75	75	75	23	S 23	T04	72
WS1078	4.00	S	1	5	450			0	1	0	1	1	1	2	75	75	75	75	75	75	5	S 5	T04	72
WS1078	5.00	S	3	20	450			0	1	2	1	4	6	9	75	75	75	75	75	75	220	S 220	T04	72
WS1079	1.20	S	15	17	450			0	8	7	8	2	3	4	75	75	75	75	75	75	17	S 17	T04	72
WS1079	2.00	S	1	6	450			0	1	0	1	2	1	2	75	75	75	75	75	75	6	S 6	T04	72
WS1079	3.00	S	2	7	450			0	1	1	2	0	2	3	75	75	75	75	75	75	7	S 7	T04	72

STANDARD PENETRATION TEST



Telephone: 01452 739165, Fax: 01452 739220, Email: info@ccground.co.uk

Client:	The Crown Estate	Contract:	C6515
Site:	Land East of Hemel Hempstead GI	Checked:	RT

Notes:

<p>1 Test carried out in general accordance with BS EN ISO 22476: Part 3 (2005)+A1: 2011</p> <p>2 N values have not been subjected to any correction.</p> <p>3 Test carried out using split spoon S, solid cone C.</p>	<p>4 Where full test drive not completed, linearly extrapolated N value reported.</p> <p>5 <1 Denotes hammer self weight penetration (sank under own weight).</p> <p>6 ** Denotes no effective penetration.</p>
--	--

BH	Top Depth (m)	Type	Seating Blows	Blows Main Test	Total Penetration (mm)	Casing Depth (m)	Water Depth (m)	Self-Weight Penetration (mm)	Blows 1	Blows 2	Blows 3	Blows 4	Blows 5	Blows 6	Pen 1 (mm)	Pen 2 (mm)	Pen 3 (mm)	Pen 4 (mm)	Pen 5 (mm)	Pen 6 (mm)	Spt 'N' Value	SPT Reported Result	Hammer Serial Number	Hammer Energy Ratio (%)
WS1079	4.00	S	8	9	450			0	4	4	2	2	2	3	75	75	75	75	75	75	9	S 9	T04	72
WS1079	5.00	S	6	23	450			0	3	3	3	4	3	13	75	75	75	75	75	75	23	S 23	T04	72
WS1080	1.20	S	9	18	450			0	4	5	4	4	5	5	75	75	75	75	75	75	18	S 18	T05	72
WS1080	2.00	S	7	20	450			0	2	5	4	4	5	7	75	75	75	75	75	75	20	S 20	T05	72
WS1080	3.00	S	8	22	450			0	4	4	4	5	6	7	75	75	75	75	75	75	22	S 22	T05	72
WS1080	4.00	S	12	26	450			0	2	10	7	6	5	8	75	75	75	75	75	75	26	S 26	T05	72
WS1080	5.00	S	6	31	450			0	2	4	7	7	8	9	75	75	75	75	75	75	31	S 31	T05	72
WS1081	1.20	S	23	30	450			0	12	11	7	5	8	10	75	75	75	75	75	75	30	S 30	T04	72
WS1081	2.00	S	9	29	450			0	2	7	6	7	7	9	75	75	75	75	75	75	29	S 29	T04	72
WS1081	3.00	S	13	25	450			0	5	8	7	6	6	6	75	75	75	75	75	75	25	S 25	T04	72
WS1081	4.00	S	7	25	450			0	3	4	5	8	6	7	75	75	75	75	75	75	25	S 25	T04	72
WS1081	5.00	S	6	27	450			0	2	4	5	5	9	8	75	75	75	75	75	75	27	S 27	T04	72
WS1082	1.20	S	7	12	450			0	2	5	5	5	6	6	75	75	75	75	75	75	12	S 12	T04	72
WS1082	2.00	S	14	20	450			0	4	10	5	5	5	5	75	75	75	75	75	75	20	S 20	T04	72
WS1082	3.00	S	6	29	450			0	3	3	4	6	9	10	75	75	75	75	75	75	29	S 29	T04	72
WS1082	4.00	S	6	19	450			0	5	5	4	5	6	4	75	75	75	75	75	75	19	S 19	T04	72
WS1082	5.00	S	10	19	450			0	3	3	4	6	5	4	75	75	75	75	75	75	19	S 19	T04	72
WS1083	1.20	S	10	26	450			0	5	5	7	6	6	7	75	75	75	75	75	75	26	S 26	T04	72
WS1083	2.00	S	4	25	450			0	2	2	5	7	6	7	75	75	75	75	75	75	25	S 25	T04	72
WS1083	3.00	S	5	20	450			0	2	3	3	3	6	8	75	75	75	75	75	75	20	S 20	T04	72
WS1083	4.00	S	7	12	450			0	2	5	3	3	3	3	75	75	75	75	75	75	12	S 12	T04	72
WS1083	5.00	S	3	13	450			0	2	1	3	4	3	3	75	75	75	75	75	75	13	S 13	T04	72
WS1084	1.20	S	11	21	450			0	5	6	6	5	5	5	75	75	75	75	75	75	21	S 21	T04	72
WS1084	2.00	S	4	14	450			0	2	2	2	3	4	5	75	75	75	75	75	75	14	S 14	T04	72
WS1084	3.00	S	4	21	450			0	2	2	4	4	6	7	75	75	75	75	75	75	21	S 21	T04	72

STANDARD PENETRATION TEST



Telephone: 01452 739165, Fax: 01452 739220, Email: info@ccground.co.uk

Client:	The Crown Estate	Contract:	C6515
Site:	Land East of Hemel Hempstead GI	Checked:	RT

Notes:

1 Test carried out in general accordance with BS EN ISO 22476: Part 3 (2005)+A1: 2011 2 N values have not been subjected to any correction. 3 Test carried out using split spoon S, solid cone C.	4 Where full test drive not completed, linearly extrapolated N value reported. 5 <1 Denotes hammer self weight penetration (sank under own weight). 6 ** Denotes no effective penetration.
---	--

BH	Top Depth (m)	Type	Seating Blows	Blows Main Test	Total Penetration (mm)	Casing Depth (m)	Water Depth (m)	Self-Weight Penetration (mm)	Blows 1	Blows 2	Blows 3	Blows 4	Blows 5	Blows 6	Pen 1 (mm)	Pen 2 (mm)	Pen 3 (mm)	Pen 4 (mm)	Pen 5 (mm)	Pen 6 (mm)	Spt 'N' Value	SPT Reported Result	Hammer Serial Number	Hammer Energy Ratio (%)
WS1084	4.00	S	6	23	450			0	2	4	4	5	7	7	75	75	75	75	75	75	23	S 23	T04	72
WS1084	5.00	S	6	21	450			0	3	3	4	5	6	6	75	75	75	75	75	75	21	S 21	T04	72
WS1085	1.20	S	15	26	450			0	8	7	7	6	6	7	75	75	75	75	75	75	26	S 26	T04	72
WS1085	2.00	S	1	5	450			0	1	0	1	1	1	2	75	75	75	75	75	75	5	S 5	T04	72
WS1085	3.00	S	2	7	450			0	1	1	2	2	1	2	75	75	75	75	75	75	7	S 7	T04	72
WS1085	4.00	S	0	11	450			150	0	0	3	4	2	2	75	75	75	75	75	75	11	S 11	T04	72
WS1085	5.00	S	2	4	450			0	1	1	1	0	1	2	75	75	75	75	75	75	4	S 4	T04	72
WS1086	1.20	S	8	22	450			0	3	5	7	7	3	5	75	75	75	75	75	75	22	S 22	T04	72
WS1086	2.00	S	4	17	450			0	2	2	2	5	4	6	75	75	75	75	75	75	17	S 17	T04	72
WS1086	3.00	S	8	18	450			0	5	3	4	6	4	4	75	75	75	75	75	75	18	S 18	T04	72
WS1086	4.00	S	3	18	450			0	1	2	4	4	4	6	75	75	75	75	75	75	18	S 18	T04	72
WS1086	5.00	S	6	21	450			0	2	4	6	4	5	6	75	75	75	75	75	75	21	S 21	T04	72
WS1087	1.20	S	1	11	450			0	0	1	2	2	3	4	75	75	75	75	75	75	11	S 11	T04	72
WS1087	2.00	S	4	14	450			0	2	2	3	3	3	5	75	75	75	75	75	75	14	S 14	T04	72
WS1087	3.00	S	4	17	450			0	2	2	4	3	4	6	75	75	75	75	75	75	17	S 17	T04	72
WS1087	4.00	S	5	12	450			0	2	3	3	2	4	3	75	75	75	75	75	75	12	S 12	T04	72
WS1087	5.00	S	2	1	450			0	1	1	0	1	0	0	75	75	75	75	75	75	1	S 1	T04	72
WS1088	1.20	S	2	15	450			0	1	1	2	3	5	5	75	75	75	75	75	75	15	S 15	T04	72
WS1088	2.00	S	6	18	450			0	2	4	4	3	5	6	75	75	75	75	75	75	18	S 18	T04	72
WS1088	3.00	S	6	22	450			0	3	3	4	4	7	7	75	75	75	75	75	75	22	S 22	T04	72
WS1088	4.00	S	1	6	450			0	0	1	0	1	1	4	75	75	75	75	75	75	6	S 6	T04	72
WS1088	5.00	S	8	29	450			0	4	4	5	5	10	9	75	75	75	75	75	75	29	S 29	T04	72
WS1089	1.20	S	3	13	450			0	1	2	2	3	4	4	75	75	75	75	75	75	13	S 13	T04	72
WS1089	2.00	S	4	13	450			0	1	3	3	3	4	3	75	75	75	75	75	75	13	S 13	T04	72
WS1089	3.00	S	3	13	450			0	1	2	2	3	4	4	75	75	75	75	75	75	13	S 13	T04	72

STANDARD PENETRATION TEST



Telephone: 01452 739165, Fax: 01452 739220, Email: info@ccground.co.uk

Client: Site:	The Crown Estate Land East of Hemel Hempstead GI	Contract: Checked:	C6515 RT
-------------------------	--	------------------------------	--------------------

Notes:

<p>1 Test carried out in general accordance with BS EN ISO 22476: Part 3 (2005)+A1: 2011</p> <p>2 N values have not been subjected to any correction.</p> <p>3 Test carried out using split spoon S, solid cone C.</p>	<p>4 Where full test drive not completed, linearly extrapolated N value reported.</p> <p>5 <1 Denotes hammer self weight penetration (sank under own weight).</p> <p>6 ** Denotes no effective penetration.</p>
--	--

BH	Top Depth (m)	Type	Seating Blows	Blows Main Test	Total Penetration (mm)	Casing Depth (m)	Water Depth (m)	Self-Weight Penetration (mm)	Blows 1	Blows 2	Blows 3	Blows 4	Blows 5	Blows 6	Pen 1 (mm)	Pen 2 (mm)	Pen 3 (mm)	Pen 4 (mm)	Pen 5 (mm)	Pen 6 (mm)	Spt 'N' Value	SPT Reported Result	Hammer Serial Number	Hammer Energy Ratio (%)
WS1089	4.00	S	5	19	450			0	2	3	4	4	5	6	75	75	75	75	75	75	19	S 19	T04	72
WS1089	5.00	S	11	24	450			0	6	5	4	6	6	8	75	75	75	75	75	75	24	S 24	T04	72
WS1090	1.20	S	4	23	450			0	1	3	5	5	6	7	75	75	75	75	75	75	23	S 23	T04	72
WS1090	2.00	S	10	30	450			0	4	6	7	7	7	9	75	75	75	75	75	75	30	S 30	T04	72
WS1090	3.00	S	5	28	450			0	2	3	5	6	8	9	75	75	75	75	75	75	28	S 28	T04	72
WS1090	4.00	S	6	30	450			0	2	4	5	8	7	10	75	75	75	75	75	75	30	S 30	T04	72
WS1090	5.00	S	5	29	450			0	2	3	9	6	6	8	75	75	75	75	75	75	29	S 29	T04	72
WS1091	1.20	S	3	30	450			0	1	2	8	10	6	6	75	75	75	75	75	75	30	S 30	T04	72
WS1091	2.00	S	3	17	450			0	1	2	3	3	5	6	75	75	75	75	75	75	17	S 17	T04	72
WS1091	3.00	S	5	22	450			0	2	3	4	4	7	7	75	75	75	75	75	75	22	S 22	T04	72
WS1091	4.00	S	5	18	450			0	2	3	3	3	5	7	75	75	75	75	75	75	18	S 18	T04	72
WS1091	5.00	S	7	35	450			0	3	4	6	5	12	12	75	75	75	75	75	75	35	S 35	T04	72
WS1092	1.20	S	1	9	450			75	0	1	2	2	2	3	75	75	75	75	75	75	9	S 9	T04	72
WS1092	2.00	S	5	27	450			0	1	4	5	6	8	8	75	75	75	75	75	75	27	S 27	T04	72
WS1092	3.00	S	12	45	450			0	5	7	9	10	12	14	75	75	75	75	75	75	45	S 45	T04	72
WS1092	4.00	S	20	50	370			0	8	12	15	16			75	75	75	75	70		68	S*68	T04	72
WS1092	5.00	S	5	29	450			0	2	3	5	7	7	10	75	75	75	75	75	75	29	S 29	T04	72
WS1093	1.20	S	5	14	450			0	2	3	3	3	4	4	75	75	75	75	75	75	14	S 14	T04	72
WS1093	2.00	S	5	18	450			0	2	3	4	4	5	5	75	75	75	75	75	75	18	S 18	T04	72
WS1093	3.00	S	8	18	450			0	3	5	6	3	4	5	75	75	75	75	75	75	18	S 18	T04	72
WS1093	4.00	S	8	24	450			0	4	4	5	7	5	7	75	75	75	75	75	75	24	S 24	T04	72
WS1093	5.00	S	4	39	450			0	1	3	6	10	10	13	75	75	75	75	75	75	39	S 39	T04	72
WS1094	1.20	S	4	19	450			0	2	2	4	5	4	6	75	75	75	75	75	75	19	S 19	T04	72
WS1094	2.00	S	12	31	450			0	4	8	10	7	7	7	75	75	75	75	75	75	31	S 31	T04	72
WS1094	3.00	S	17	36	450			0	6	11	8	10	8	10	75	75	75	75	75	75	36	S 36	T04	72

STANDARD PENETRATION TEST



Telephone: 01452 739165, Fax: 01452 739220, Email: info@ccground.co.uk

Client:	The Crown Estate	Contract:	C6515
Site:	Land East of Hemel Hempstead GI	Checked:	RT

Notes:

1 Test carried out in general accordance with BS EN ISO 22476: Part 3 (2005)+A1: 2011 2 N values have not been subjected to any correction. 3 Test carried out using split spoon S, solid cone C.	4 Where full test drive not completed, linearly extrapolated N value reported. 5 <1 Denotes hammer self weight penetration (sank under own weight). 6 ** Denotes no effective penetration.
---	--

BH	Top Depth (m)	Type	Seating Blows	Blows Main Test	Total Penetration (mm)	Casing Depth (m)	Water Depth (m)	Self-Weight Penetration (mm)	Blows 1	Blows 2	Blows 3	Blows 4	Blows 5	Blows 6	Pen 1 (mm)	Pen 2 (mm)	Pen 3 (mm)	Pen 4 (mm)	Pen 5 (mm)	Pen 6 (mm)	Spt 'N' Value	SPT Reported Result	Hammer Serial Number	Hammer Energy Ratio (%)
WS1094	4.00	S	5	21	450			0	3	2	5	5	5	6	75	75	75	75	75	75	21	S 21	T04	72
WS1094	5.00	S	4	11	450			0	2	2	2	3	2	4	75	75	75	75	75	75	11	S 11	T04	72
WS1095	1.20	S	5	19	450			0	2	3	4	4	5	6	75	75	75	75	75	75	19	S 19	T04	72
WS1095	2.00	S	5	23	450			0	2	3	4	6	6	7	75	75	75	75	75	75	23	S 23	T04	72
WS1095	3.00	S	20	34	450			0	10	10	6	6	6	16	75	75	75	75	75	75	34	S 34	T04	72
WS1095	4.00	S	8	28	450			0	3	5	7	7	7	7	75	75	75	75	75	75	28	S 28	T04	72
WS1095	5.00	S	6	19	450			0	3	3	4	4	5	6	75	75	75	75	75	75	19	S 19	T04	72
WS1096	1.20	S	7	27	450			0	3	4	3	5	8	11	75	75	75	75	75	75	27	S 27	T04	72
WS1096	2.00	S	8	22	450			0	3	5	5	5	6	6	75	75	75	75	75	75	22	S 22	T04	72
WS1096	3.00	S	7	24	450			0	2	5	5	5	7	7	75	75	75	75	75	75	24	S 24	T04	72
WS1096	4.00	S	15	18	450			0	7	8	5	4	4	5	75	75	75	75	75	75	18	S 18	T04	72
WS1097	1.20	S	7	14	450			0	4	3	3	3	3	5	75	75	75	75	75	75	14	S 14	T04	72
WS1097	2.00	S	3	14	450			0	1	2	3	3	4	4	75	75	75	75	75	75	14	S 14	T04	72
WS1097	3.00	S	4	18	450			0	2	2	4	3	5	6	75	75	75	75	75	75	18	S 18	T04	72
WS1097	4.00	S	4	18	450			0	2	2	4	3	5	6	75	75	75	75	75	75	18	S 18	T04	72
WS1097	5.00	S	4	18	450			0	2	2	3	4	4	7	75	75	75	75	75	75	18	S 18	T04	72
WS1098	1.20	S	10	16	450			0	3	4	5	5	5	4	75	75	75	75	75	75	16	S 16	T04	72
WS1098	2.00	S	9	22	450			0	2	2	4	4	5	7	75	75	75	75	75	75	22	S 22	T04	72
WS1098	3.00	S	14	37	450			0	4	5	5	4	6	6	75	75	75	75	75	75	37	S 37	T04	72
WS1098	4.00	S	20	38	450			0	3	5	5	5	6	7	75	75	75	75	75	75	38	S 38	T04	72
WS1098	5.00	S	11	37	450			0	4	6	6	6	6	8	75	75	75	75	75	75	37	S 37	T04	72
WS1099	1.20	S	7	19	450			0	3	4	5	5	5	4	75	75	75	75	75	75	19	S 19	T04	72
WS1099	2.00	S	4	20	450			0	2	2	4	4	5	7	75	75	75	75	75	75	20	S 20	T04	72
WS1099	3.00	S	9	21	450			0	4	5	5	4	6	6	75	75	75	75	75	75	21	S 21	T04	72
WS1099	4.00	S	8	23	450			0	3	5	5	5	6	7	75	75	75	75	75	75	23	S 23	T04	72

STANDARD PENETRATION TEST



Telephone: 01452 739165, Fax: 01452 739220, Email: info@ccground.co.uk

Client:	The Crown Estate	Contract:	C6515
Site:	Land East of Hemel Hempstead GI	Checked:	RT

Notes:

1 Test carried out in general accordance with BS EN ISO 22476: Part 3 (2005)+A1: 2011 2 N values have not been subjected to any correction. 3 Test carried out using split spoon S, solid cone C.	4 Where full test drive not completed, linearly extrapolated N value reported. 5 <1 Denotes hammer self weight penetration (sank under own weight). 6 ** Denotes no effective penetration.
---	--

BH	Top Depth (m)	Type	Seating Blows	Blows Main Test	Total Penetration (mm)	Casing Depth (m)	Water Depth (m)	Self-Weight Penetration (mm)	Blows 1	Blows 2	Blows 3	Blows 4	Blows 5	Blows 6	Pen 1 (mm)	Pen 2 (mm)	Pen 3 (mm)	Pen 4 (mm)	Pen 5 (mm)	Pen 6 (mm)	Spt 'N' Value	SPT Reported Result	Hammer Serial Number	Hammer Energy Ratio (%)
WS1099	5.00	S	10	26	450			0	4	6	6	6	6	8	75	75	75	75	75	75	26	S 26	T04	72
WS1100	1.20	S	8	21	450			0	4	4	5	5	6	5	75	75	75	75	75	75	21	S 21	T04	72
WS1100	2.00	S	8	18	450			0	3	5	4	4	5	5	75	75	75	75	75	75	18	S 18	T04	72
WS1100	3.00	S	6	21	450			0	3	3	4	5	6	6	75	75	75	75	75	75	21	S 21	T04	72
WS1100	4.00	S	8	22	450			0	3	5	4	6	6	6	75	75	75	75	75	75	22	S 22	T04	72
WS1100	5.00	S	6	23	450			0	2	4	5	6	6	6	75	75	75	75	75	75	23	S 23	T04	72
WS1101	1.20	S	6	17	450			0	2	4	4	4	4	5	75	75	75	75	75	75	17	S 17	T04	72
WS1101	2.00	S	5	18	450			0	2	3	3	5	5	5	75	75	75	75	75	75	18	S 18	T04	72
WS1101	3.00	S	5	17	450			0	2	3	3	4	4	6	75	75	75	75	75	75	17	S 17	T04	72
WS1101	4.00	S	5	17	450			0	2	3	3	4	5	5	75	75	75	75	75	75	17	S 17	T04	72
WS1101	5.00	S	6	21	450			0	3	3	4	5	6	6	75	75	75	75	75	75	21	S 21	T04	72
WS1102	1.20	S	6	18	450			0	3	3	5	4	4	5	75	75	75	75	75	75	18	S 18	T04	72
WS1102	2.00	S	4	13	450			0	2	2	2	3	4	4	75	75	75	75	75	75	13	S 13	T04	72
WS1102	3.00	S	3	12	450			0	1	2	1	2	2	7	75	75	75	75	75	75	12	S 12	T04	72
WS1102	4.00	S	10	23	450			0	3	7	7	5	5	6	75	75	75	75	75	75	23	S 23	T04	72
WS1102	5.00	S	13	16	450			0	6	7	4	4	4	4	75	75	75	75	75	75	16	S 16	T04	72
WS1103	1.20	S	6	19	450			0	2	4	5	4	5	5	75	75	75	75	75	75	19	S 19	T04	72
WS1103	2.00	S	12	25	450			0	5	7	6	7	6	6	75	75	75	75	75	75	25	S 25	T04	72
WS1103	3.00	S	5	29	450			0	1	4	6	9	8	6	75	75	75	75	75	75	29	S 29	T04	72
WS1103	4.00	S	10	18	450			0	5	5	4	5	4	5	75	75	75	75	75	75	18	S 18	T04	72
WS1103	5.00	S	10	48	450			0	4	6	8	12	14	14	75	75	75	75	75	75	48	S 48	T04	72
WS1104	1.20	S	3	11	450			0	1	2	2	3	3	3	75	75	75	75	75	75	11	S 11	T04	72
WS1104	2.00	S	4	18	450			0	1	3	2	4	5	7	75	75	75	75	75	75	18	S 18	T04	72
WS1104	3.00	S	8	22	450			0	3	5	5	5	6	6	75	75	75	75	75	75	22	S 22	T04	72
WS1104	4.00	S	13	44	450			0	6	7	6	10	14	14	75	75	75	75	75	75	44	S 44	T04	72

STANDARD PENETRATION TEST



Telephone: 01452 739165, Fax: 01452 739220, Email: info@ccground.co.uk

Client:	The Crown Estate	Contract:	C6515
Site:	Land East of Hemel Hempstead GI	Checked:	RT

Notes:

1 Test carried out in general accordance with BS EN ISO 22476: Part 3 (2005)+A1: 2011 2 N values have not been subjected to any correction. 3 Test carried out using split spoon S, solid cone C.	4 Where full test drive not completed, linearly extrapolated N value reported. 5 <1 Denotes hammer self weight penetration (sank under own weight). 6 ** Denotes no effective penetration.
---	--

BH	Top Depth (m)	Type	Seating Blows	Blows Main Test	Total Penetration (mm)	Casing Depth (m)	Water Depth (m)	Self-Weight Penetration (mm)	Blows 1	Blows 2	Blows 3	Blows 4	Blows 5	Blows 6	Pen 1 (mm)	Pen 2 (mm)	Pen 3 (mm)	Pen 4 (mm)	Pen 5 (mm)	Pen 6 (mm)	Spt 'N' Value	SPT Reported Result	Hammer Serial Number	Hammer Energy Ratio (%)
WS1104	5.00	S	8	38	450			0	3	5	4	6	10	18	75	75	75	75	75	75	38	S 38	T04	72
WS1105	1.20	S	3	9	450			0	1	2	2	2	3	3	75	75	75	75	75	75	9	S 9	T04	72
WS1105	2.00	S	4	18	450			0	1	3	4	4	5	5	75	75	75	75	75	75	18	S 18	T04	72
WS1105	3.00	S	5	22	450			0	2	3	4	5	6	7	75	75	75	75	75	75	22	S 22	T04	72
WS1105	4.00	S	4	19	450			0	1	3	3	4	5	7	75	75	75	75	75	75	19	S 19	T04	72
WS1105	5.00	S	6	39	450			0	2	4	12	11	9	7	75	75	75	75	75	75	39	S 39	T04	72
WS1106	1.20	S	3	10	450			0	1	2	2	2	3	3	75	75	75	75	75	75	10	S 10	T04	72
WS1106	2.00	S	3	9	450			0	1	2	1	2	3	3	75	75	75	75	75	75	9	S 9	T04	72
WS1106	3.00	S	3	9	450			0	1	2	2	2	2	3	75	75	75	75	75	75	9	S 9	T04	72
WS1106	4.00	S	0	0	450			0	0	0	0	0	0	0	75	75	75	75	75	75	0	S<1	T04	72
WS1106	5.00	S	1	3	450			0	1	0	0	1	1	1	75	75	75	75	75	75	3	S 3	T04	72
WS1107	1.20	S	2	12	450			0	1	1	3	3	3	3	75	75	75	75	75	75	12	S 12	T04	72
WS1107	2.00	S	3	18	450			0	1	2	4	4	4	6	75	75	75	75	75	75	18	S 18	T04	72
WS1107	3.00	S	4	13	450			0	2	2	2	3	4	4	75	75	75	75	75	75	13	S 13	T04	72
WS1107	4.00	S	5	22	450			0	2	3	4	5	5	8	75	75	75	75	75	75	22	S 22	T04	72
WS1107	5.00	S	6	24	450			0	3	3	5	5	7	7	75	75	75	75	75	75	24	S 24	T04	72
WS1108	1.20	S	2	11	450			0	1	1	2	3	2	4	75	75	75	75	75	75	11	S 11	T04	72
WS1108	2.00	S	6	27	450			0	1	5	7	6	7	7	75	75	75	75	75	75	27	S 27	T04	72
WS1108	3.00	S	8	21	450			0	5	3	4	5	5	7	75	75	75	75	75	75	21	S 21	T04	72
WS1108	4.00	S	6	15	450			0	1	5	4	4	3	4	75	75	75	75	75	75	15	S 15	T04	72
WS1108	5.00	S	4	9	450			0	2	2	3	2	2	2	75	75	75	75	75	75	9	S 9	T04	72

SPT Calibration Report

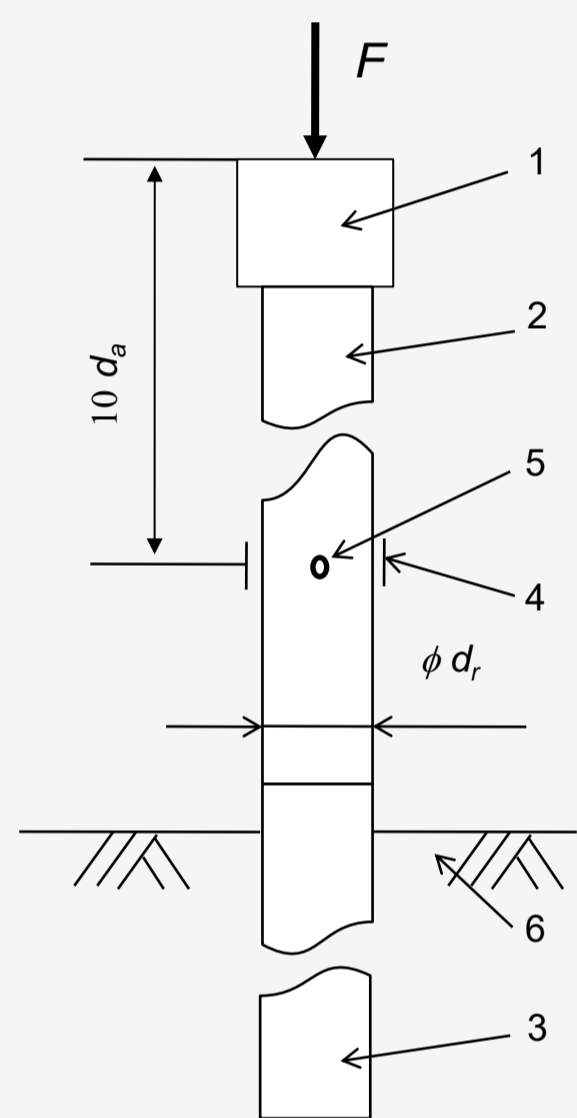
Hammer Energy Measurement Report

Type of Hammer SPT HAMMER
 Test No EQU2243
 Client CCGI

Test Depth (m) 9.00
 Mass of hammer $m = 63.5\text{kg}$
 Falling height $h = 0.76\text{m}$
 $E_{\text{theor}} = m \times g \times h = 473\text{J}$

Characteristics of the instrumented rod

Diameter $d_r = 0.052\text{ m}$
 Length of instrumented rod 0.558 m
 Area $A = 11.61\text{ cm}^2$
 Modulus $E_a = 206843\text{ MPa}$



Key

- 1 Anvil
- 2 Part of instrumented rod
- 3 Drive Rod
- 4 Strain Gauge
- 5 Accelerometer
- 6 Ground

F Force
 d_r Diameter of rod

Fig. B.1 and B.2
 BS EN ISO 22476-3 : 2005 + A1 : 2011

DATE OF TEST VALID UNTIL HAMMER ID

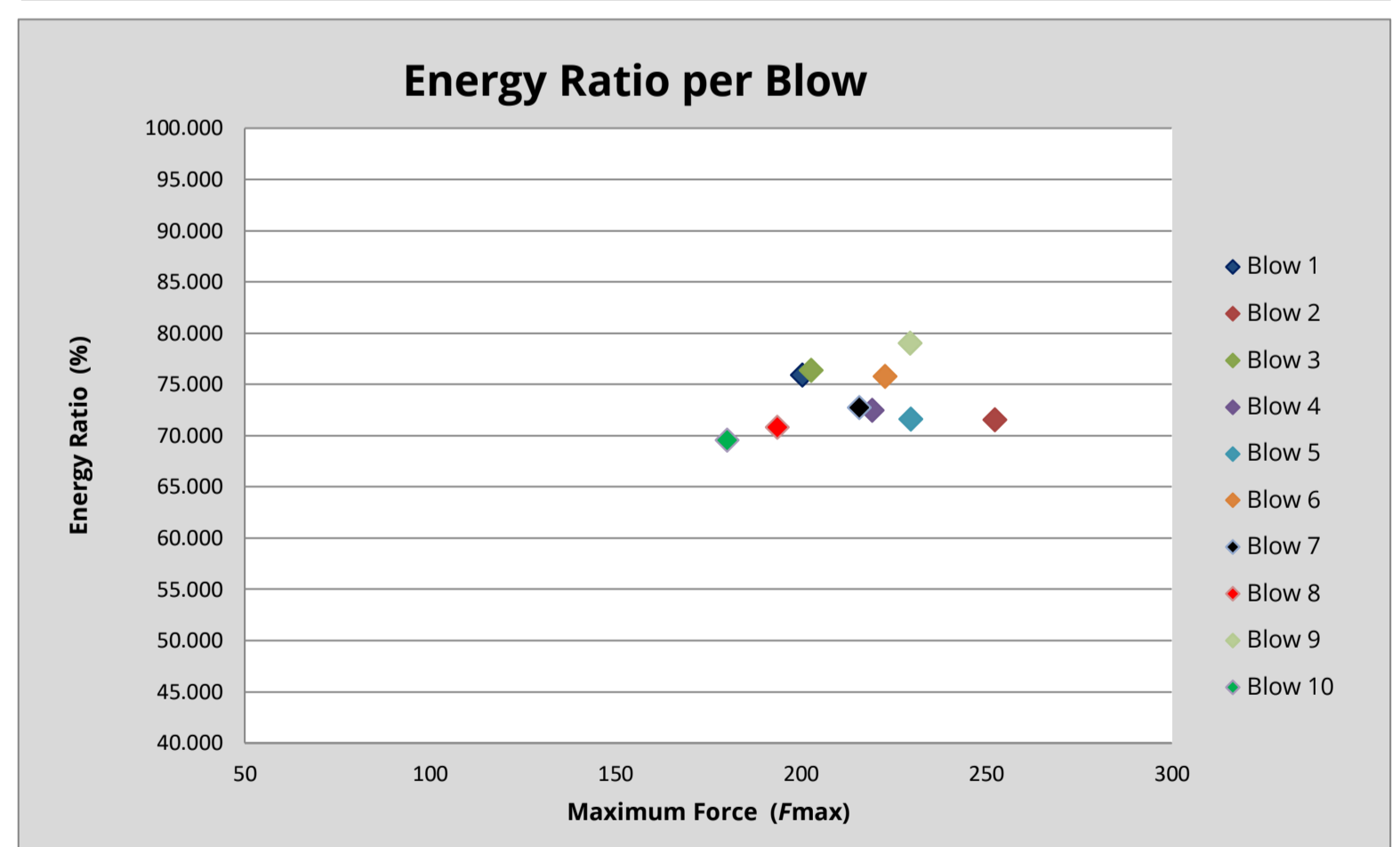
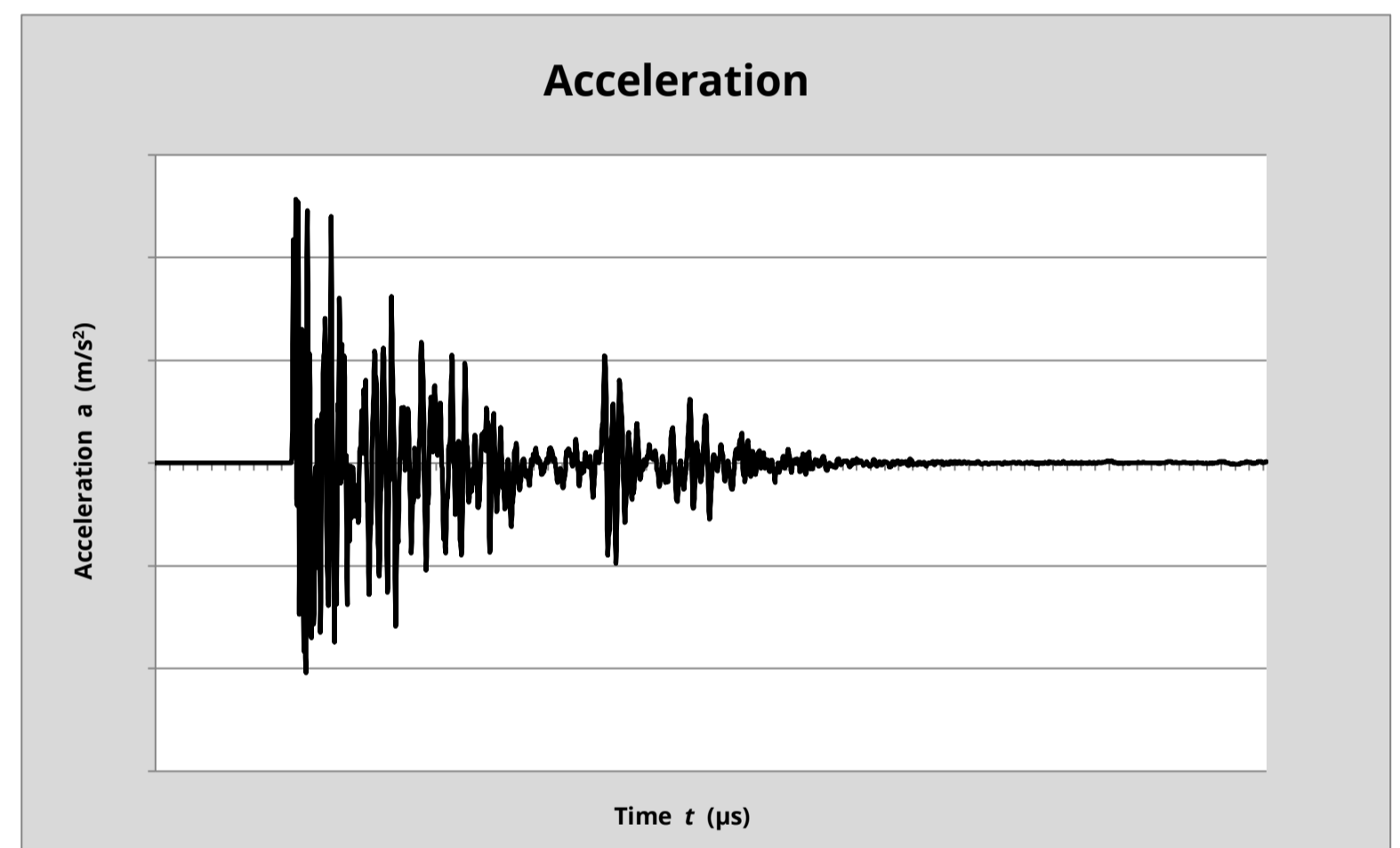
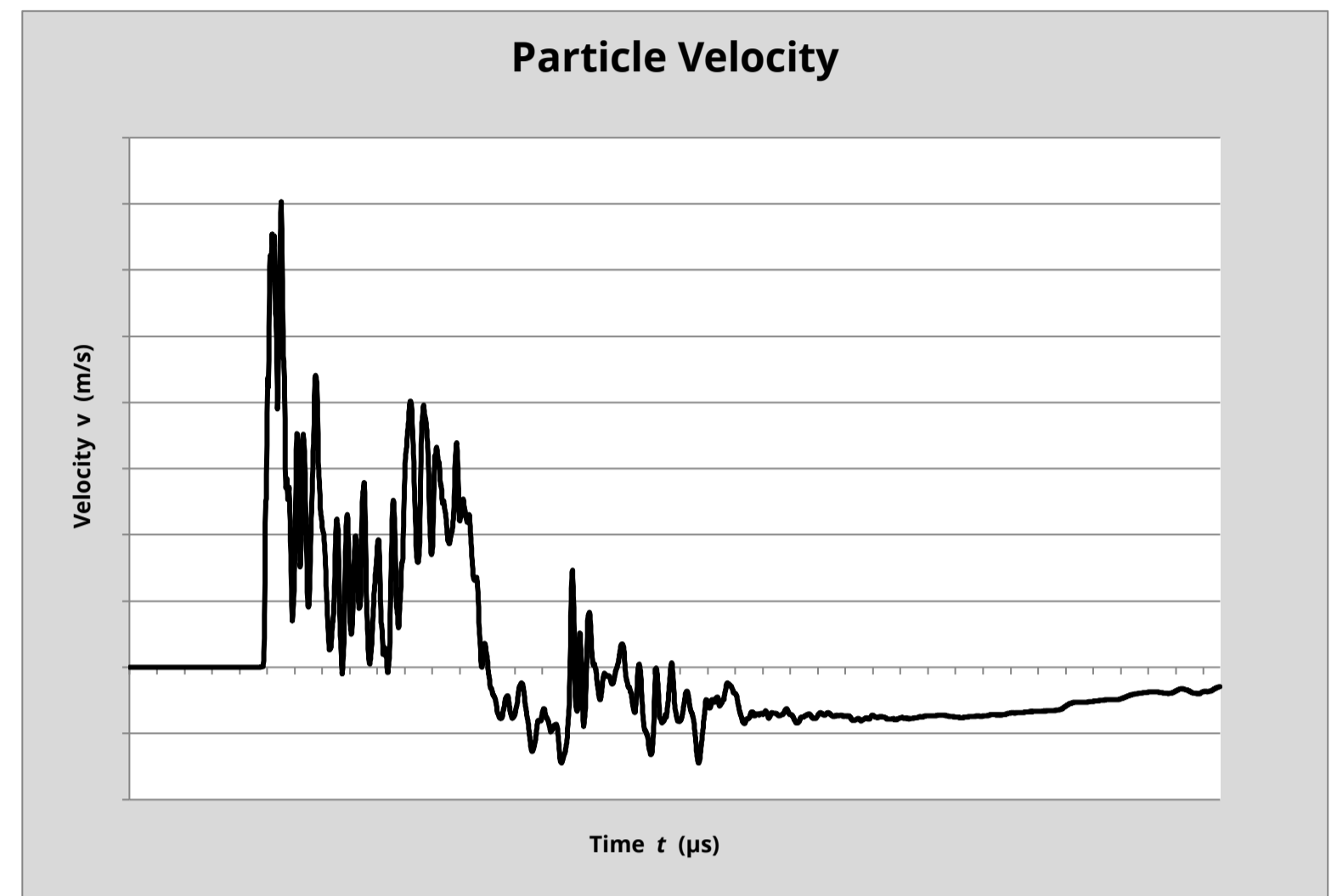
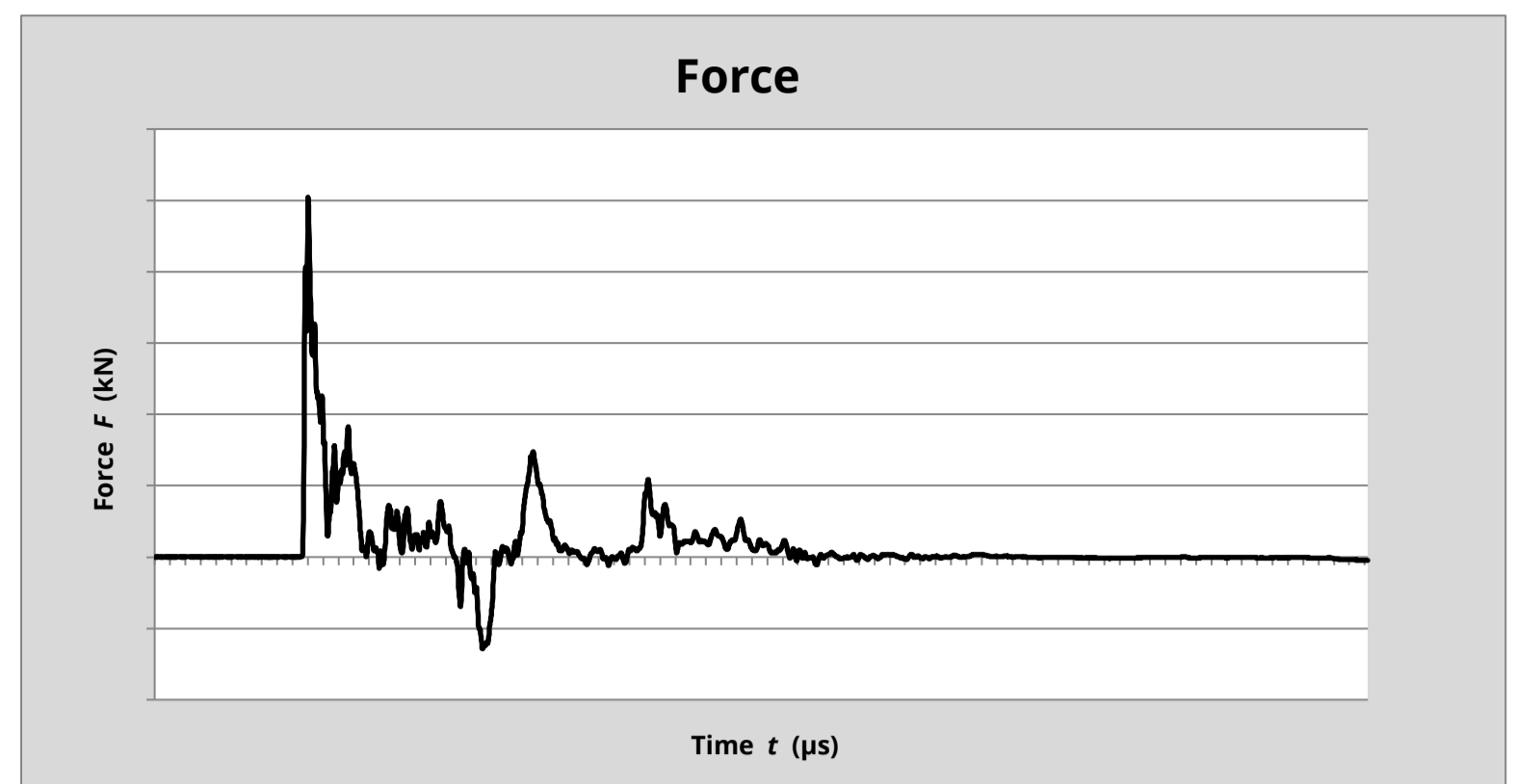
03/01/2019	03/01/2020	CC09
------------	------------	------

Observations:

1.

$E_{\text{meas}} = 0.347\text{ kN-m}$

$E_{\text{theor}} = 0.473\text{ kN-m}$



Energy Ratio (Er) = $\frac{E_{\text{meas}}}{E_{\text{theor}}}$ 73.33%

EQUIPE GROUP
© COPYRIGHT 2019

Equipe SPT Analyzer Operator

AF

Certificate prepared by



Certificate checked by

Certificate date

09/01/2019

Unit 8
Orton Enterprise Centre
Orton Southgate
Peterborough
PE2 6XU

SPT Hammer Ref: AR052BS08A
 Test Date: 26/08/2019
 Report Date: 26/08/2019
 File Name: AR052BS08A.spt
 Test Operator: CR

Instrumented Rod Data

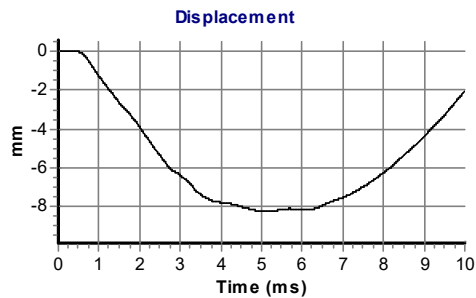
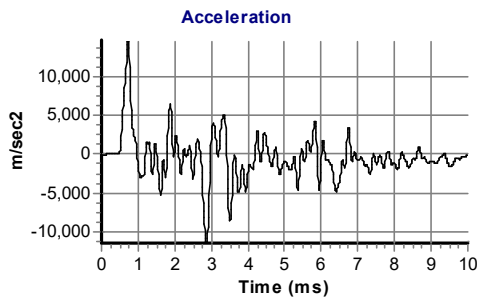
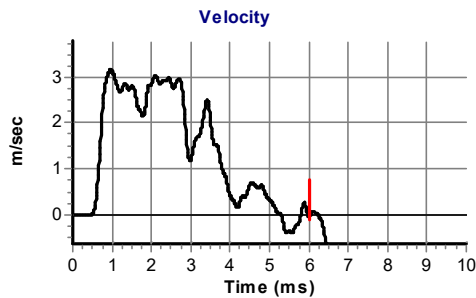
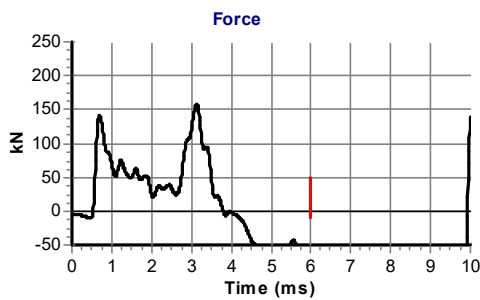
Diameter d_r (mm): 54
 Wall Thickness t_r (mm): 6.3
 Assumed Modulus E_a (GPa): 208
 Accelerometer No.1: 11941
 Accelerometer No.2: 11942

SPT Hammer Information

Hammer Mass m (kg): 63.5
 Falling Height h (mm): 760
 SPT String Length L (m): 15.0

Comments / Location

Recommended calibration interval is 6 months



Calculations

Area of Rod A (mm^2): 944
 Theoretical Energy E_{theor} (J): 473
 Measured Energy E_{meas} (J): 362

Energy Ratio E_r (%): 76

CR

Signed: CR

Title: Operator

SPT Calibration Report

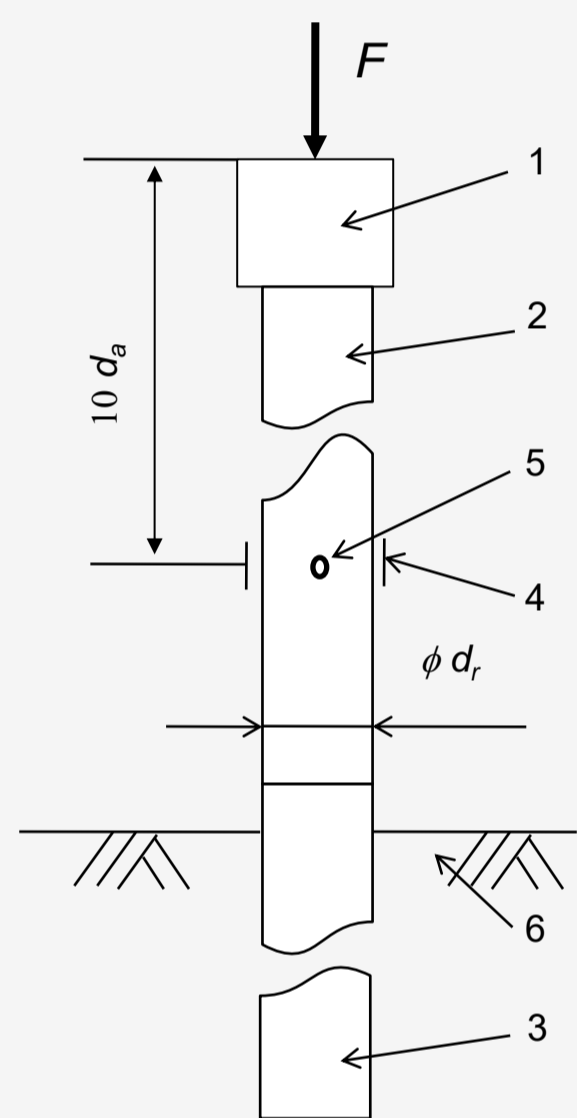
Hammer Energy Measurement Report

Type of Hammer SPT HAMMER
 Test No EQU2238
 Client CCGI

Test Depth (m) 9.00
 Mass of hammer $m = 63.5\text{kg}$
 Falling height $h = 0.76\text{m}$
 $E_{\text{theor}} = m \times g \times h = 473\text{J}$

Characteristics of the instrumented rod

Diameter $d_r = 0.052\text{ m}$
 Length of instrumented rod 0.558 m
 Area $A = 11.61\text{ cm}^2$
 Modulus $E_a = 206843\text{ MPa}$



Key

- 1 Anvil
- 2 Part of instrumented rod
- 3 Drive Rod
- 4 Strain Gauge
- 5 Accelerometer
- 6 Ground

F Force
 d_r Diameter of rod

Fig. B.1 and B.2
 BS EN ISO 22476-3 : 2005 + A1 : 2011

DATE OF TEST VALID UNTIL HAMMER ID

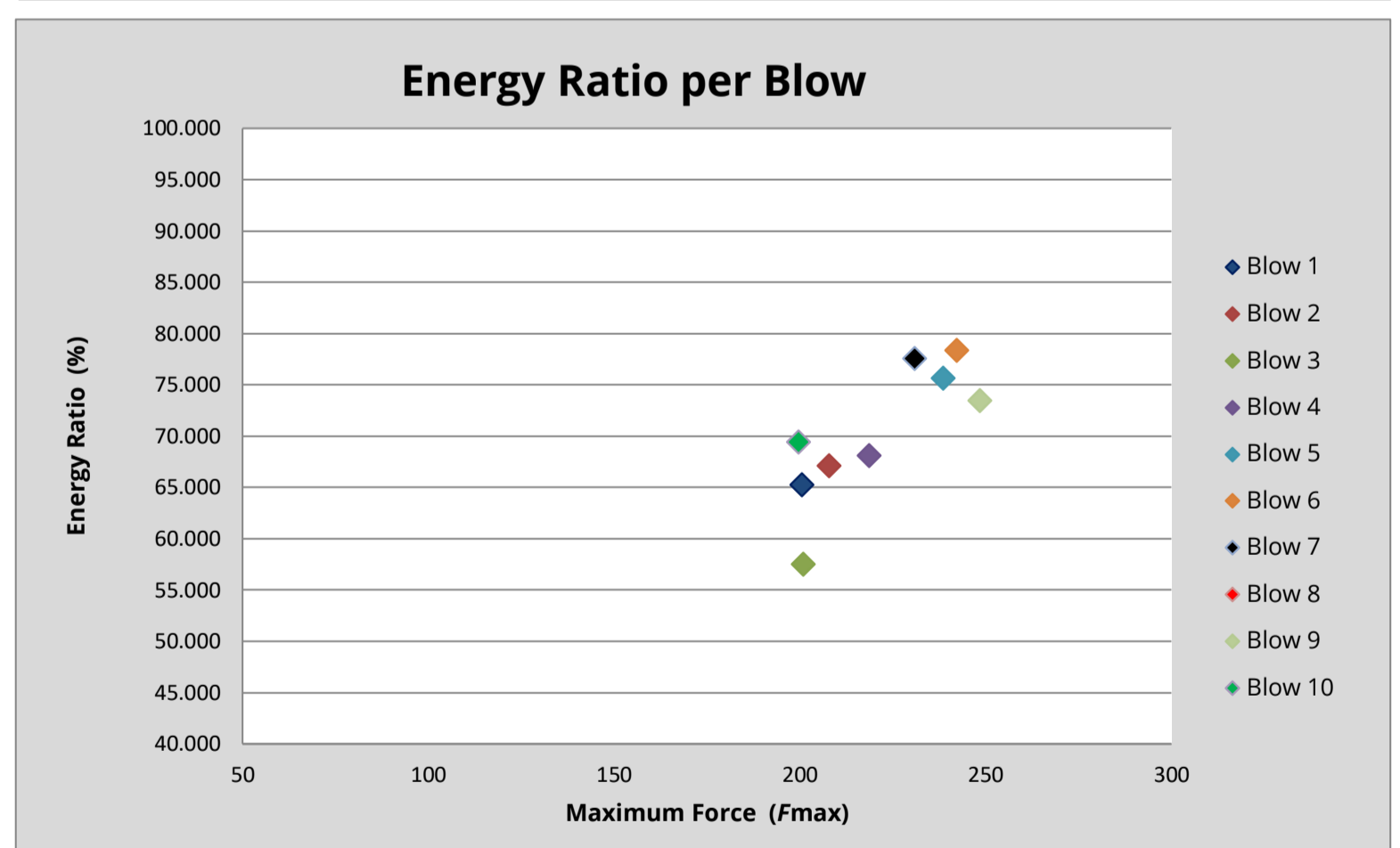
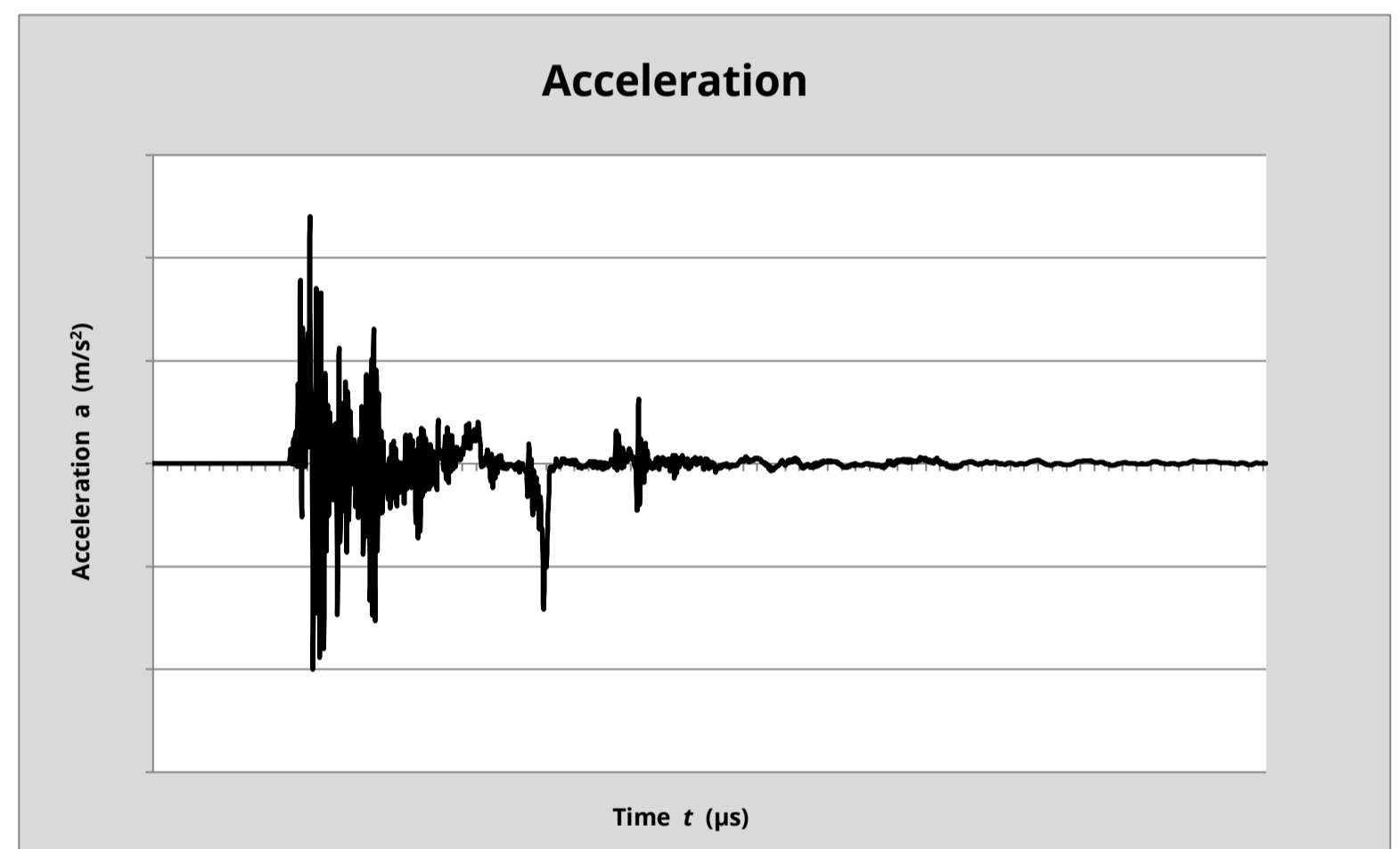
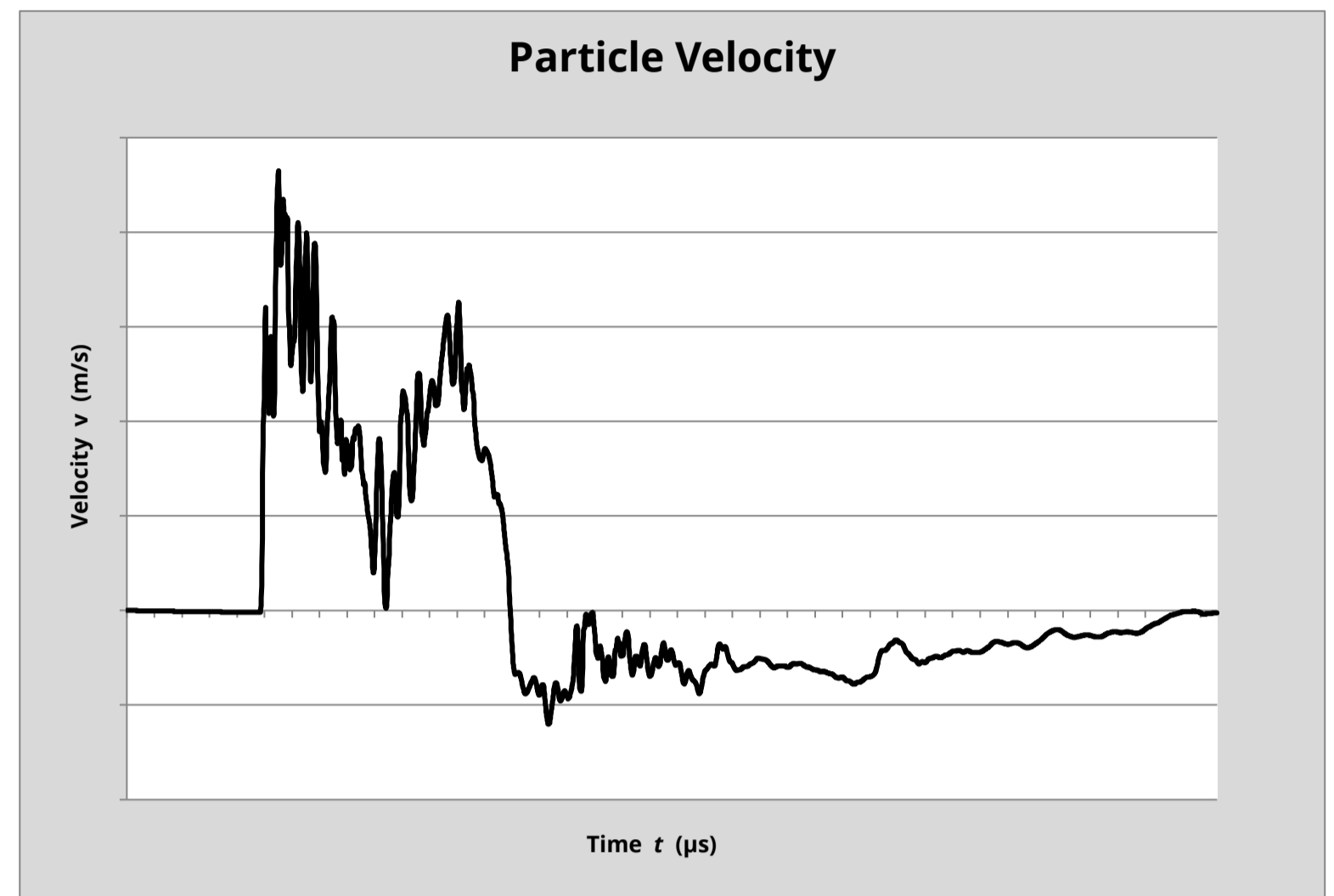
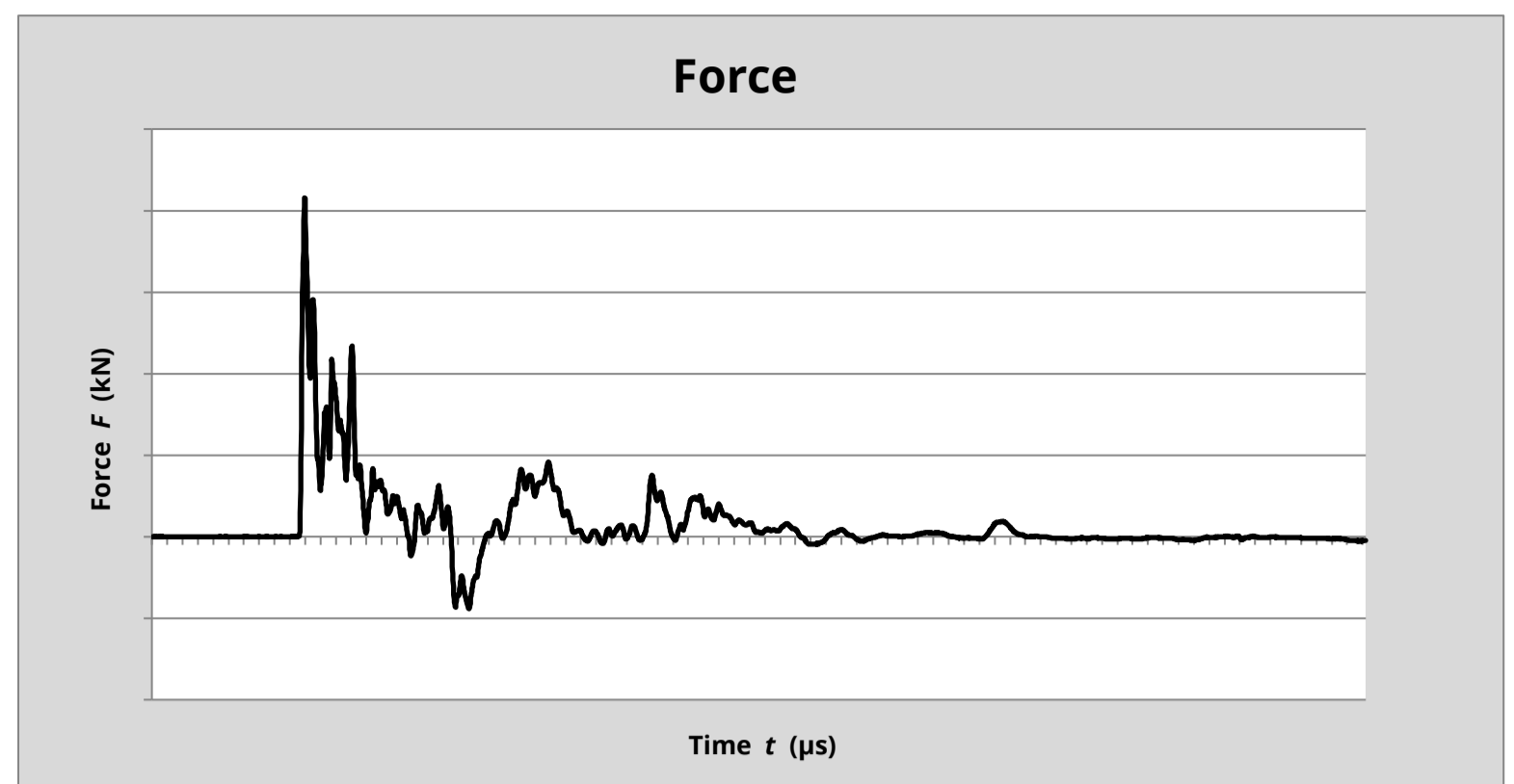
03/01/2019	03/01/2020	CC02
------------	------------	------

Observations:

1.

$E_{\text{meas}} = 0.331\text{ kN-m}$

$E_{\text{theor}} = 0.473\text{ kN-m}$



Energy Ratio (Er) = $\frac{E_{\text{meas}}}{E_{\text{theor}}}$ 70.04%

EQUIPE GROUP
© COPYRIGHT 2019

Equipe SPT Analyzer Operator

AF

Certificate prepared by



Certificate checked by

Certificate date

09/01/2019

SPT Calibration Report

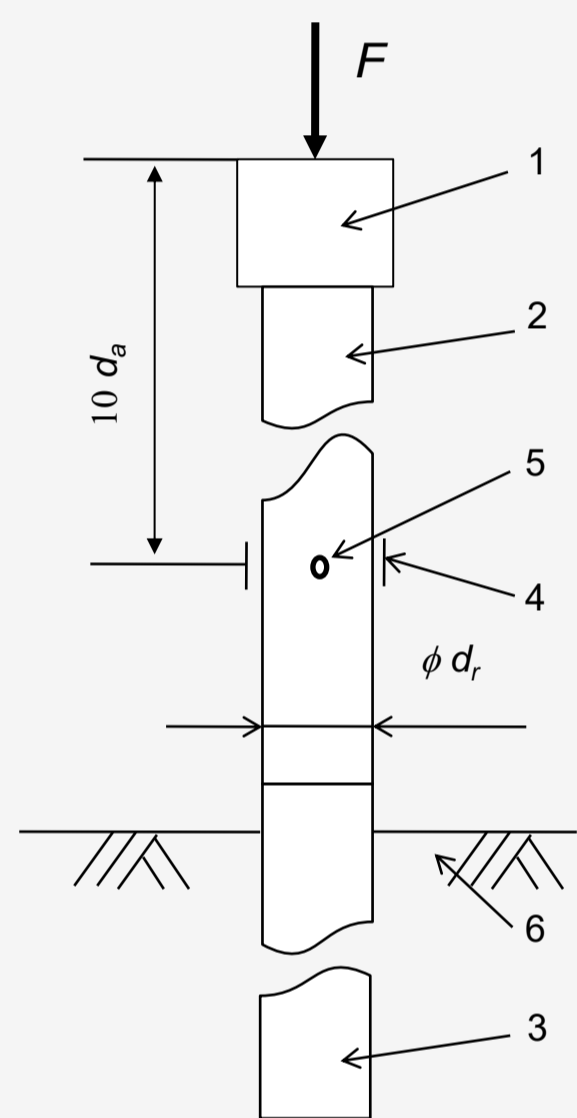
Hammer Energy Measurement Report

Type of Hammer SPT HAMMER
 Test No EQU2241
 Client CCGI

Test Depth (m) 9.00
 Mass of hammer $m = 63.5\text{kg}$
 Falling height $h = 0.76\text{m}$
 $E_{\text{theor}} = m \times g \times h = 473\text{J}$

Characteristics of the instrumented rod

Diameter $d_r = 0.052\text{ m}$
 Length of instrumented rod 0.558 m
 Area $A = 11.61\text{ cm}^2$
 Modulus $E_a = 206843\text{ MPa}$



Key

- 1 Anvil
- 2 Part of instrumented rod
- 3 Drive Rod
- 4 Strain Gauge
- 5 Accelerometer
- 6 Ground

F Force
 d_r Diameter of rod

Fig. B.1 and B.2
 BS EN ISO 22476-3 : 2005 + A1 : 2011

DATE OF TEST VALID UNTIL HAMMER ID

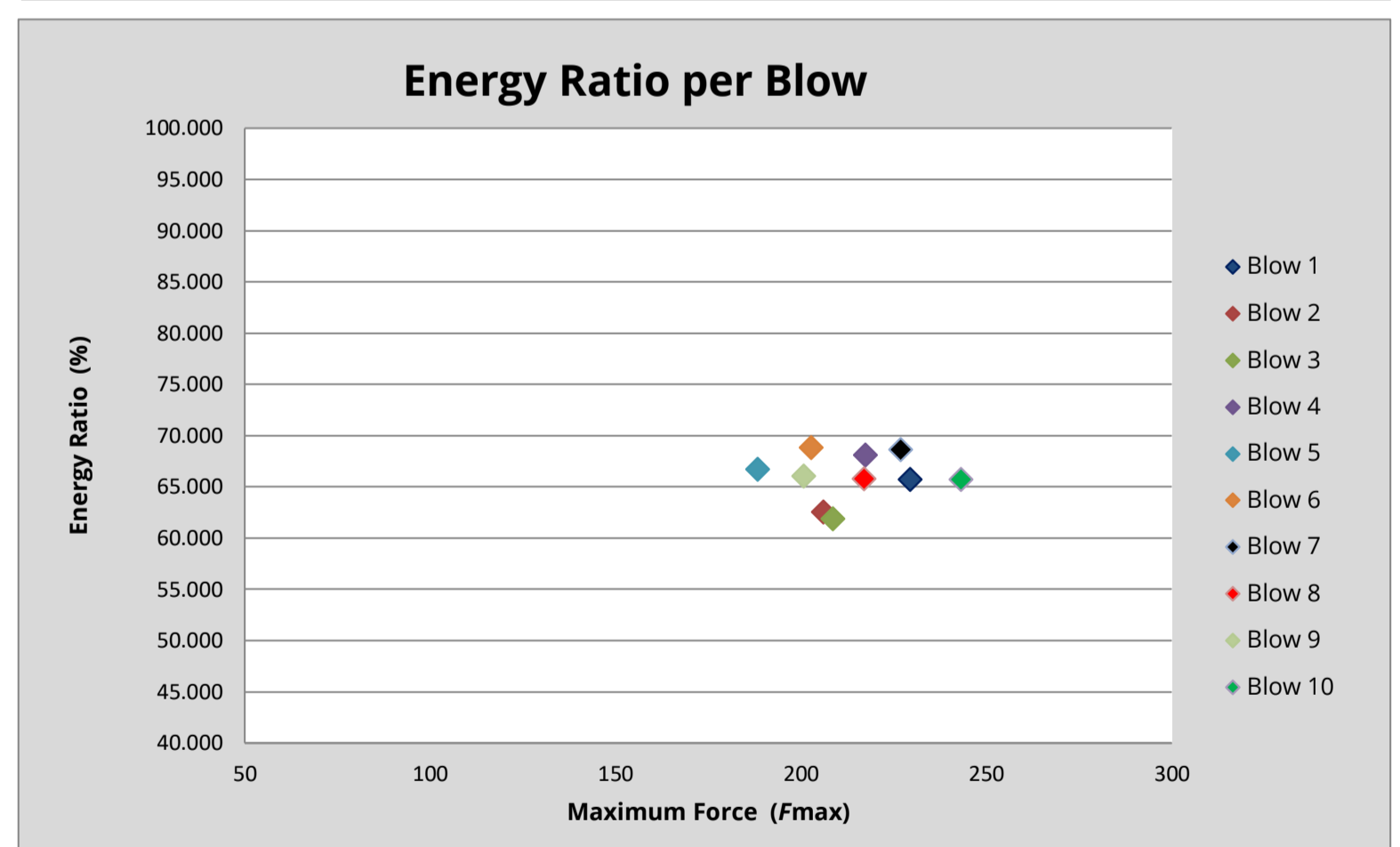
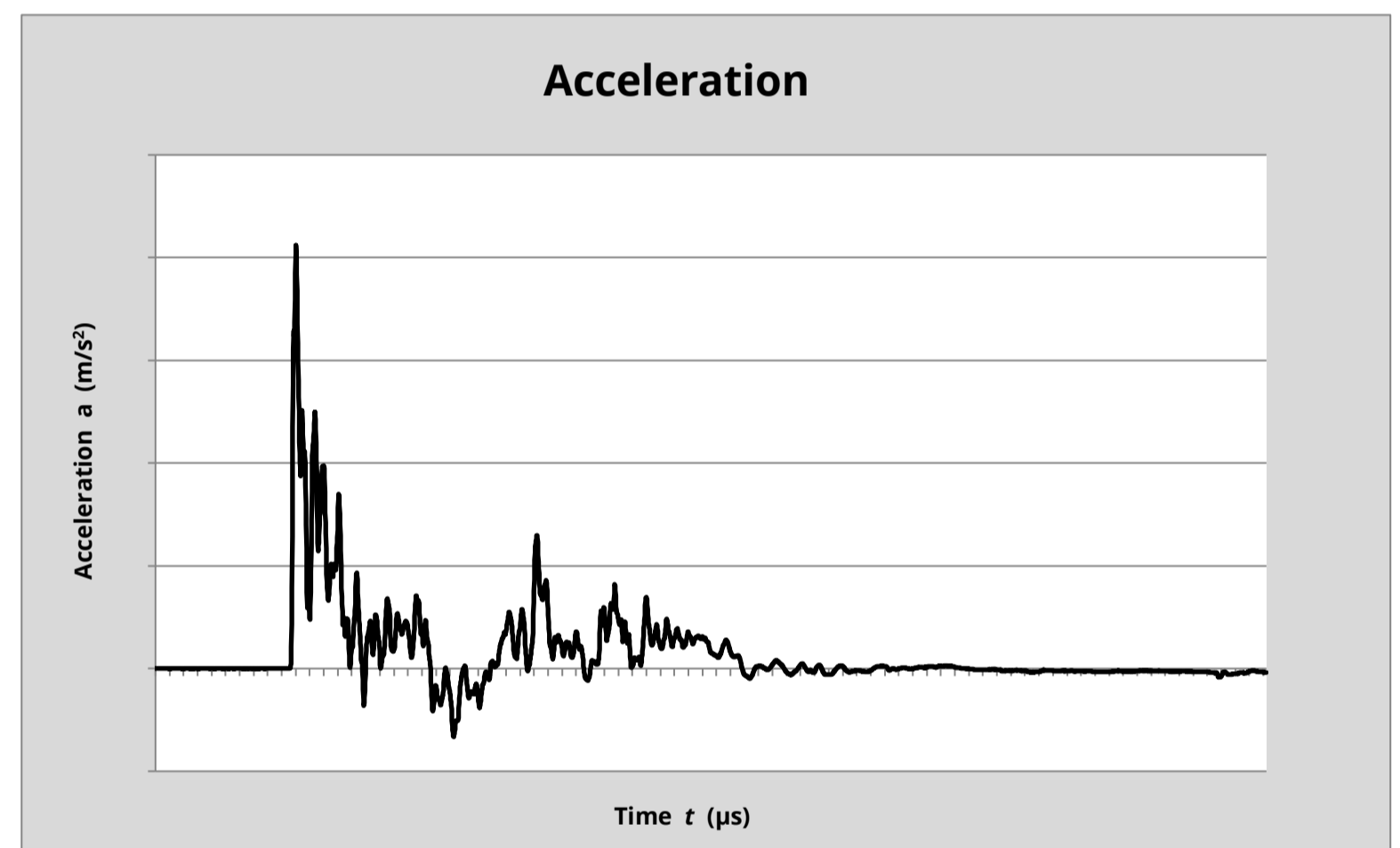
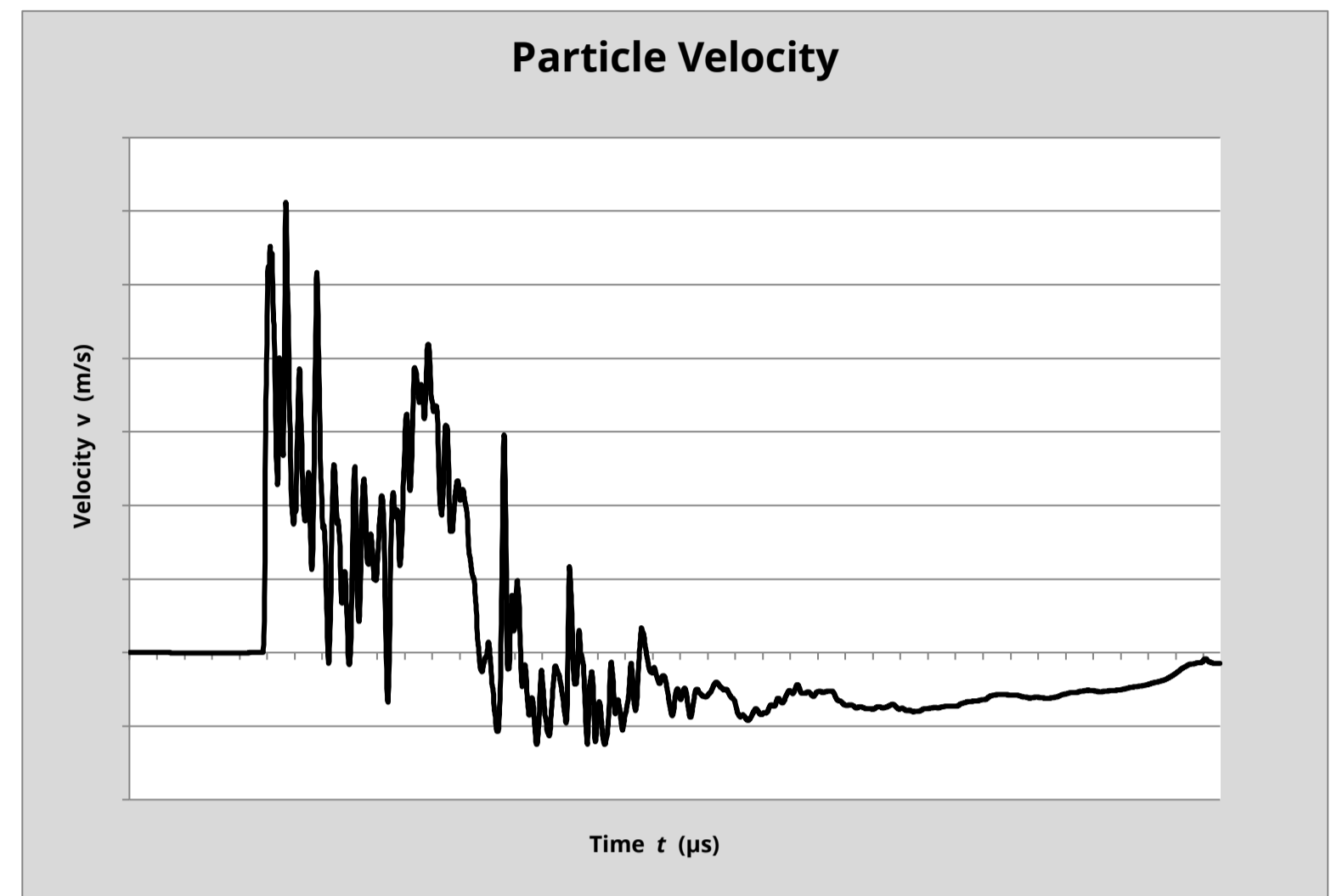
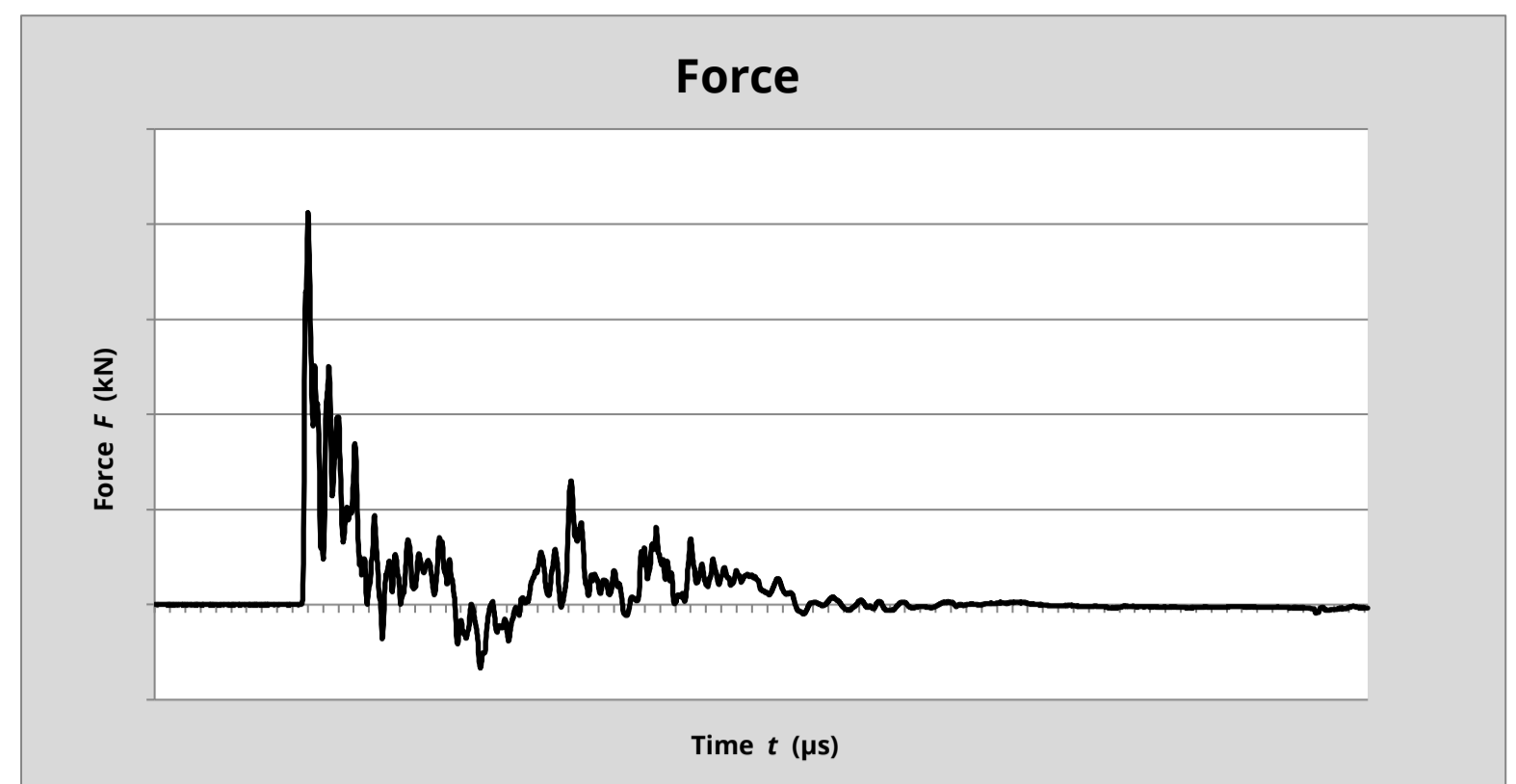
03/01/2019	03/01/2020	CC03
------------	------------	------

Observations:

1.

$E_{\text{meas}} = 0.311\text{ kN-m}$

$E_{\text{theor}} = 0.473\text{ kN-m}$



Energy Ratio (Er) = $\frac{E_{\text{meas}}}{E_{\text{theor}}}$ 65.78%

EQUIPE GROUP
© COPYRIGHT 2019

Equipe SPT Analyzer Operator

AF

Certificate prepared by



Certificate checked by

Certificate date

09/01/2019

SPT Calibration Report

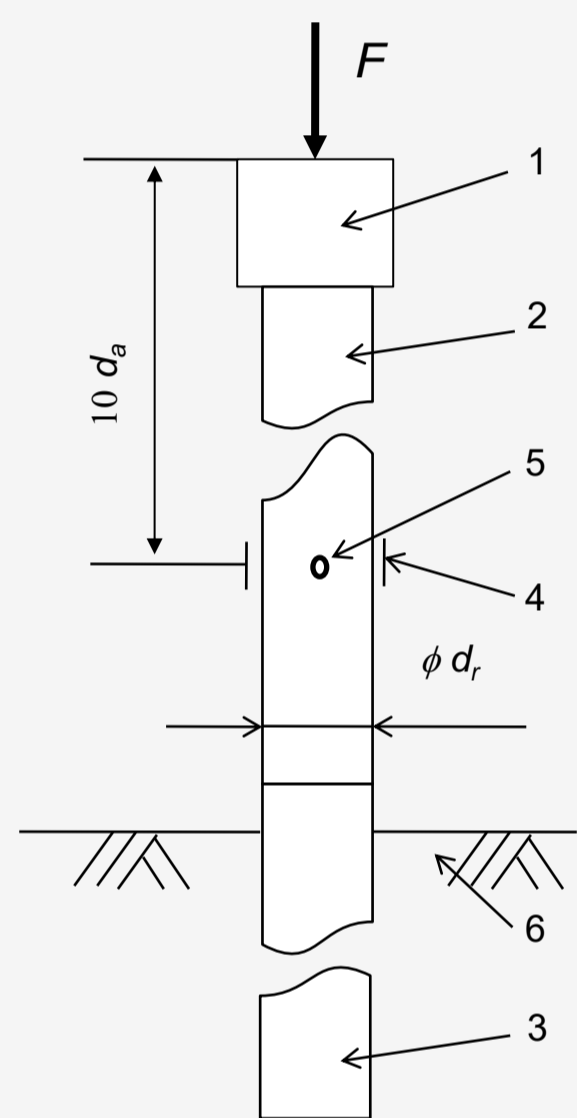
Hammer Energy Measurement Report

Type of Hammer SPT HAMMER
 Test No EQU2242
 Client CCGI

Test Depth (m) 9.00
 Mass of hammer $m = 63.5\text{kg}$
 Falling height $h = 0.76\text{m}$
 $E_{\text{theor}} = m \times g \times h = 473\text{J}$

Characteristics of the instrumented rod

Diameter $d_r = 0.052\text{ m}$
 Length of instrumented rod 0.558 m
 Area $A = 11.61\text{ cm}^2$
 Modulus $E_a = 206843\text{ MPa}$



Key

- 1 Anvil
- 2 Part of instrumented rod
- 3 Drive Rod
- 4 Strain Gauge
- 5 Accelerometer
- 6 Ground

F Force
 d_r Diameter of rod

Fig. B.1 and B.2
 BS EN ISO 22476-3 : 2005 + A1 : 2011

DATE OF TEST VALID UNTIL HAMMER ID

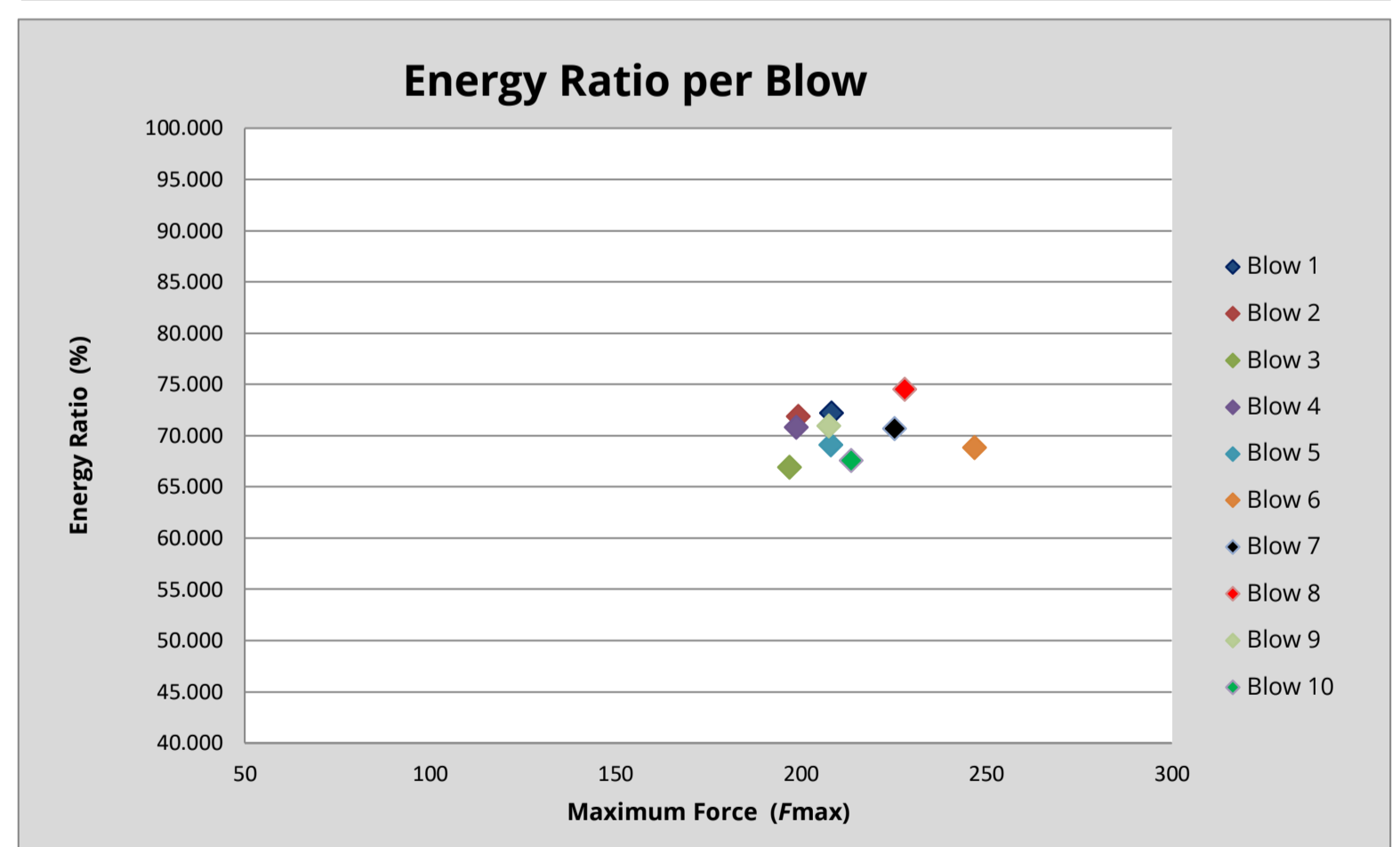
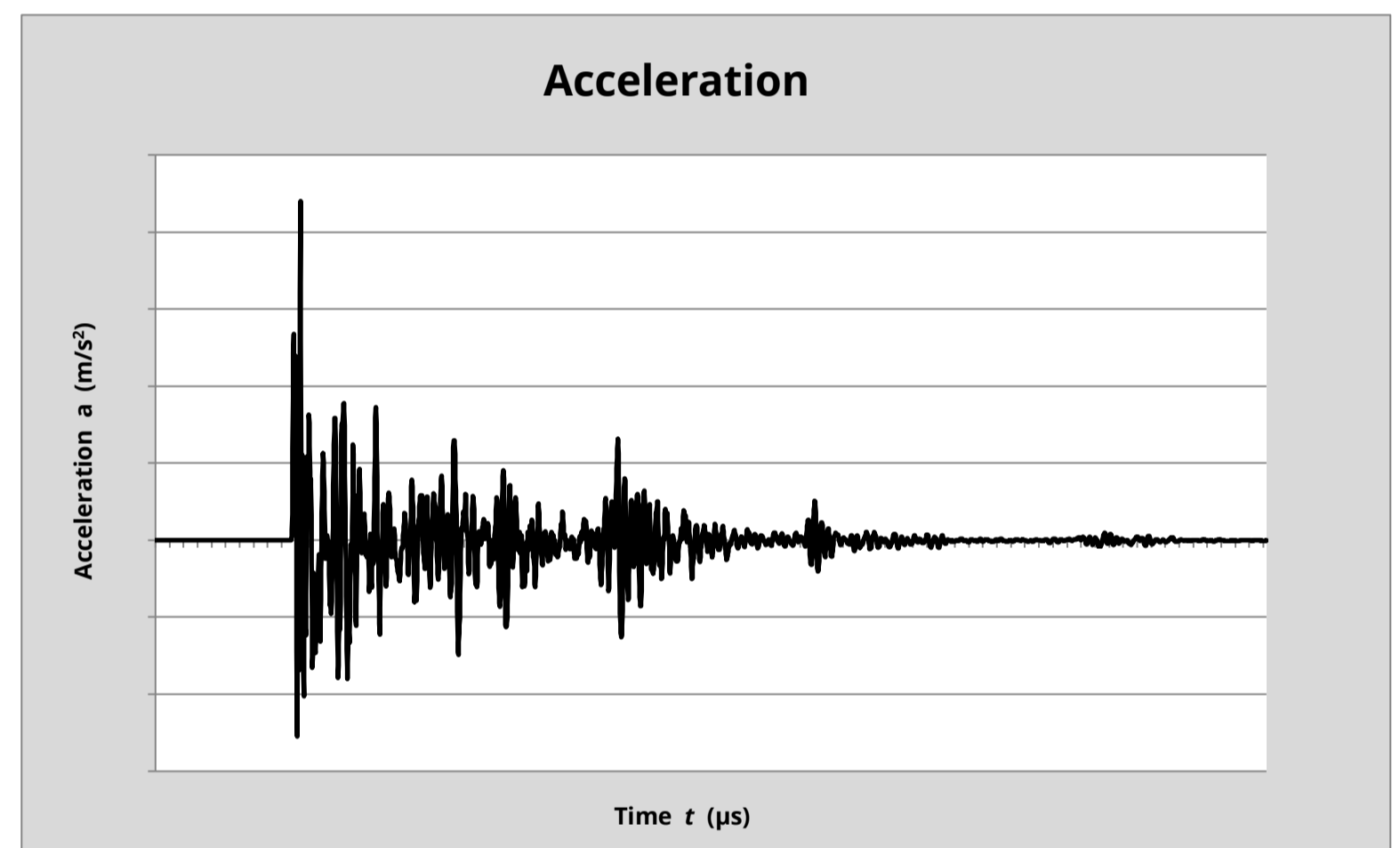
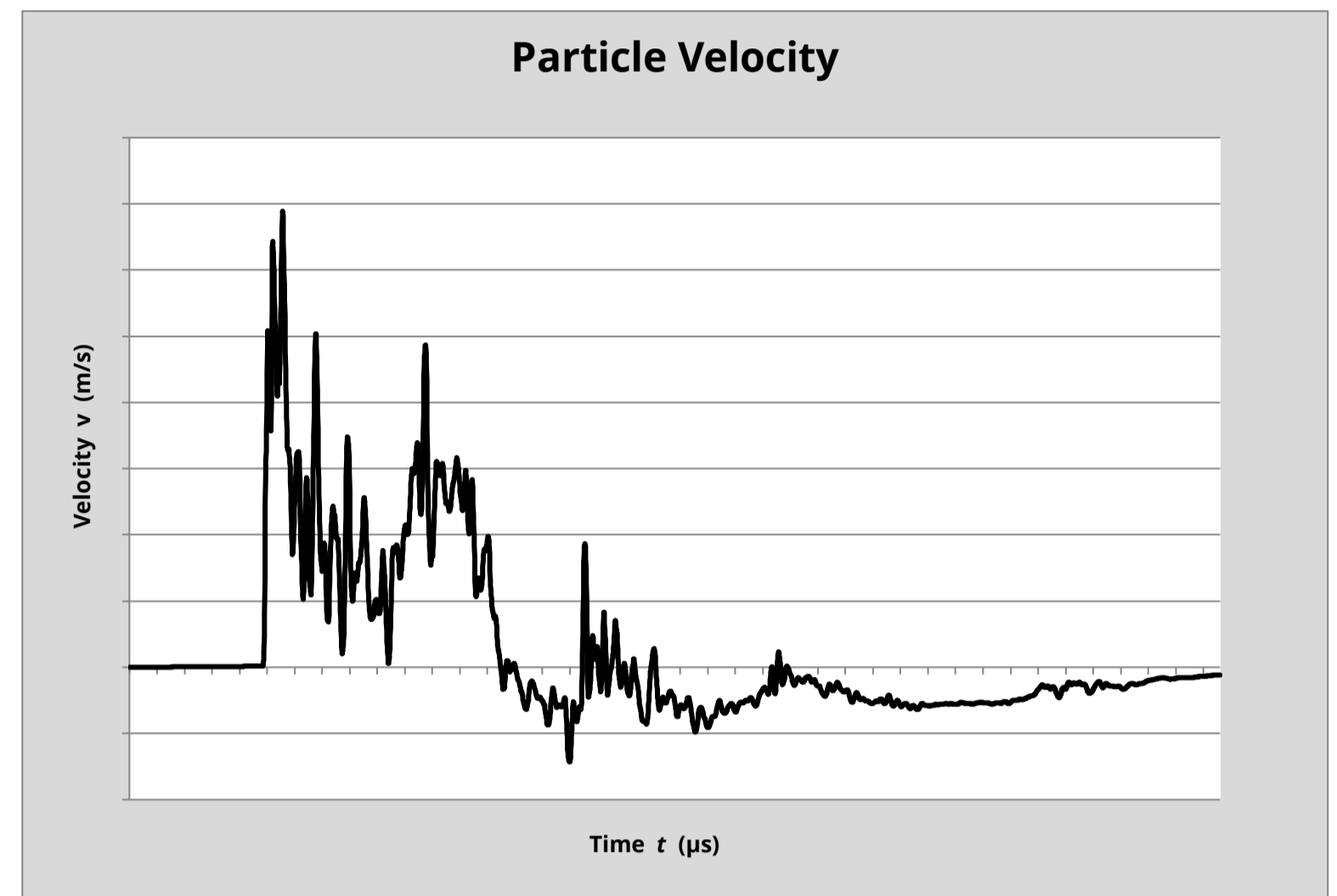
03/01/2019	03/01/2020	CC06
------------	------------	------

Observations:

1.

$E_{\text{meas}} = 0.332\text{ kN-m}$

$E_{\text{theor}} = 0.473\text{ kN-m}$



Energy Ratio (Er) = $\frac{E_{\text{meas}}}{E_{\text{theor}}}$

70.12%

© COPYRIGHT 2019

Equipe SPT Analyzer Operator

AF

Certificate prepared by



Certificate checked by

Certificate date

09/01/2019

SPT Calibration Report

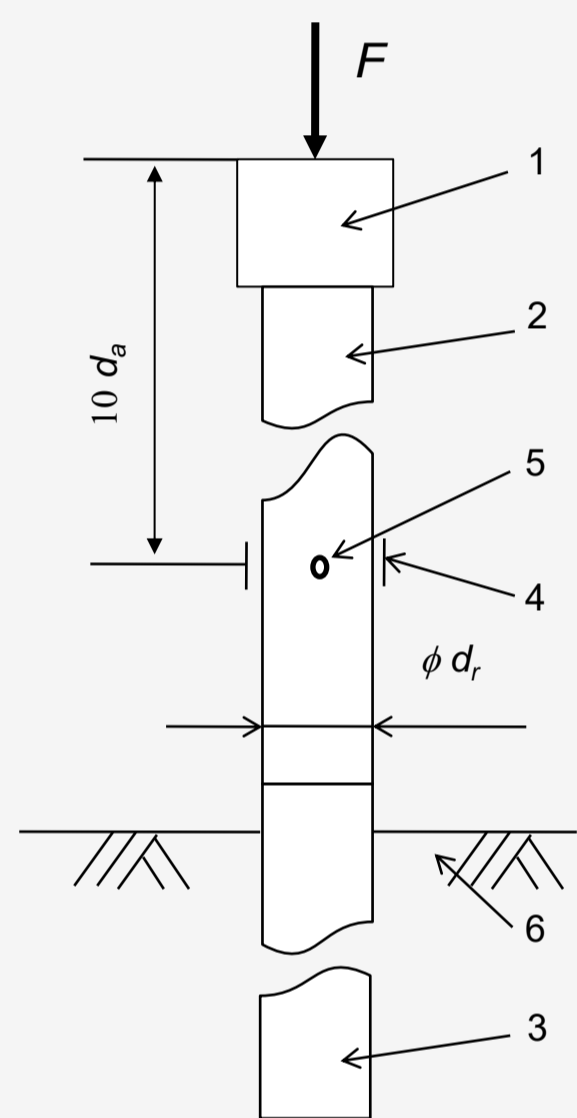
Hammer Energy Measurement Report

Type of Hammer SPT HAMMER
 Test No EQU2236
 Client CCGI

Test Depth (m) 9.00
 Mass of hammer $m = 63.5\text{kg}$
 Falling height $h = 0.76\text{m}$
 $E_{\text{theor}} = m \times g \times h = 473\text{J}$

Characteristics of the instrumented rod

Diameter $d_r = 0.052\text{ m}$
 Length of instrumented rod 0.558 m
 Area $A = 11.61\text{ cm}^2$
 Modulus $E_a = 206843\text{ MPa}$



Key

- 1 Anvil
- 2 Part of instrumented rod
- 3 Drive Rod
- 4 Strain Gauge
- 5 Accelerometer
- 6 Ground

F Force
 d_r Diameter of rod

Fig. B.1 and B.2
 BS EN ISO 22476-3 : 2005 + A1 : 2011

DATE OF TEST VALID UNTIL HAMMER ID

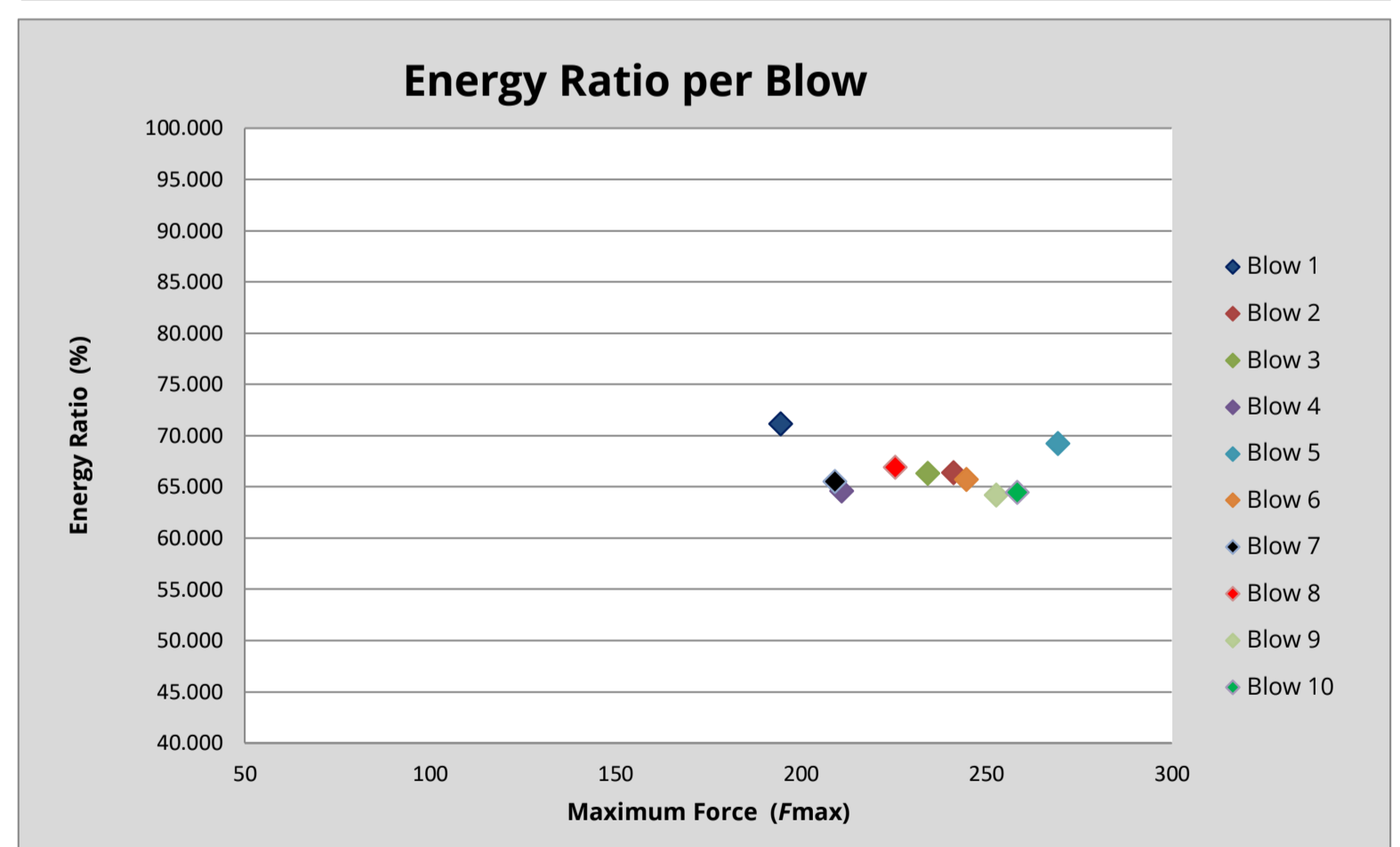
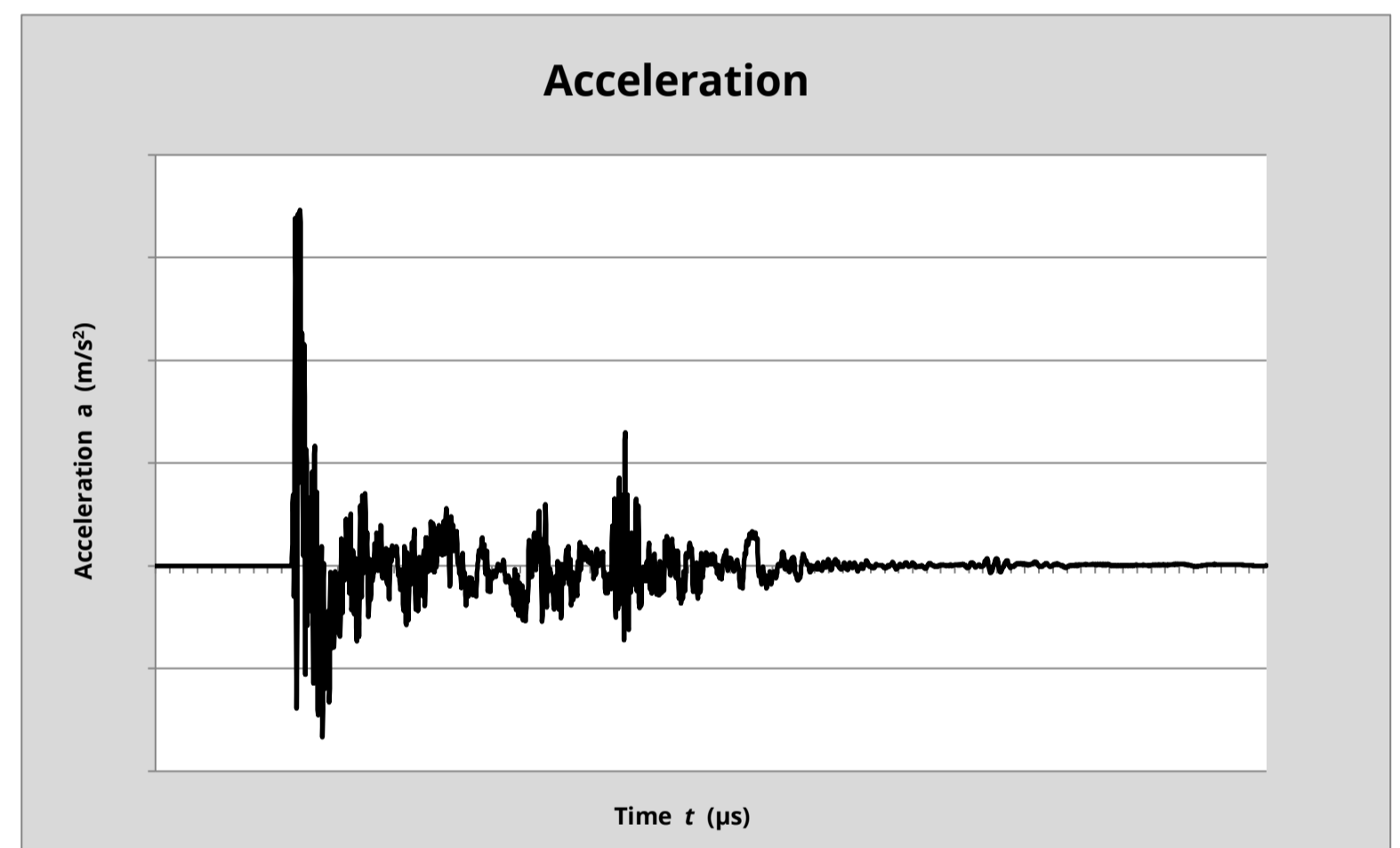
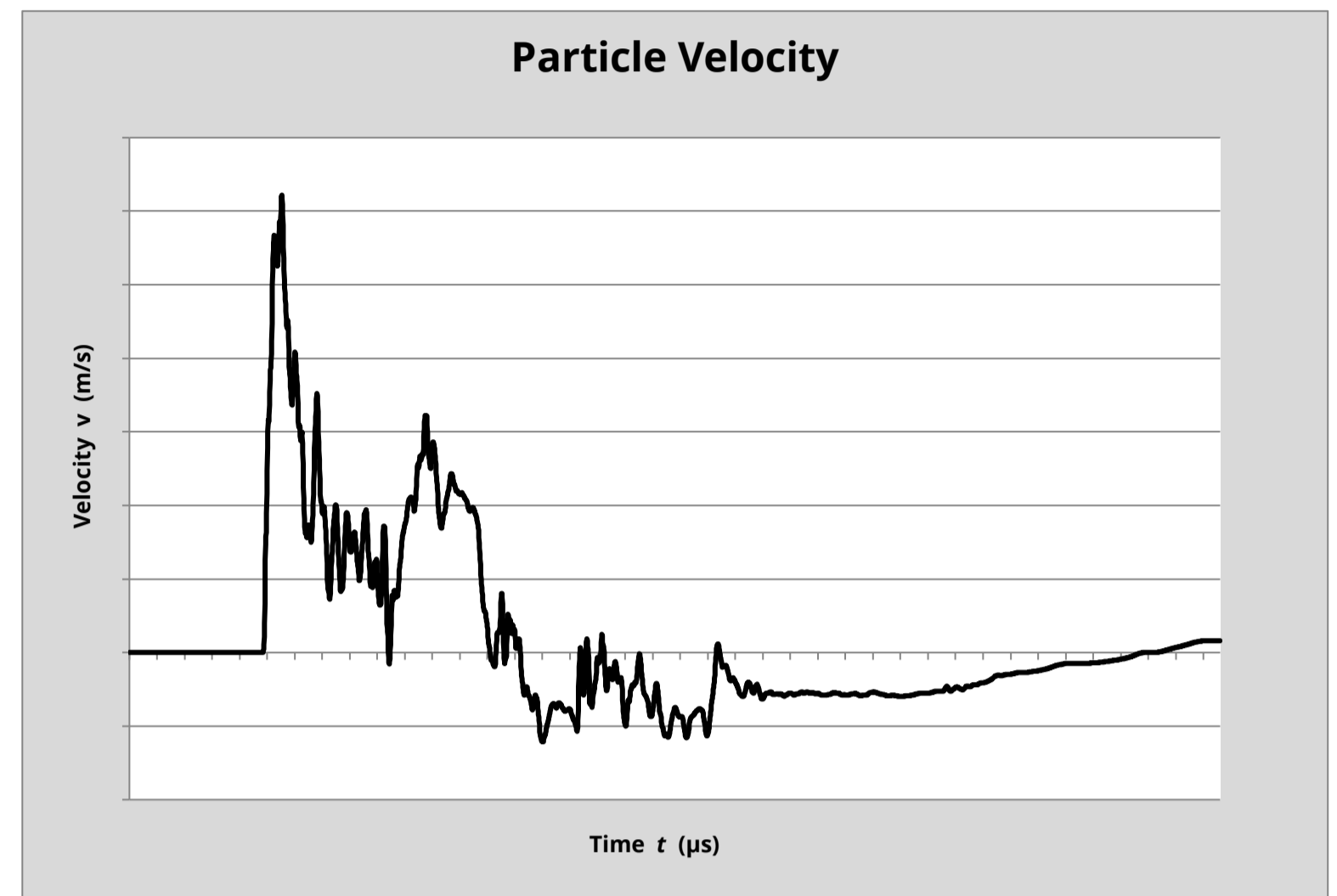
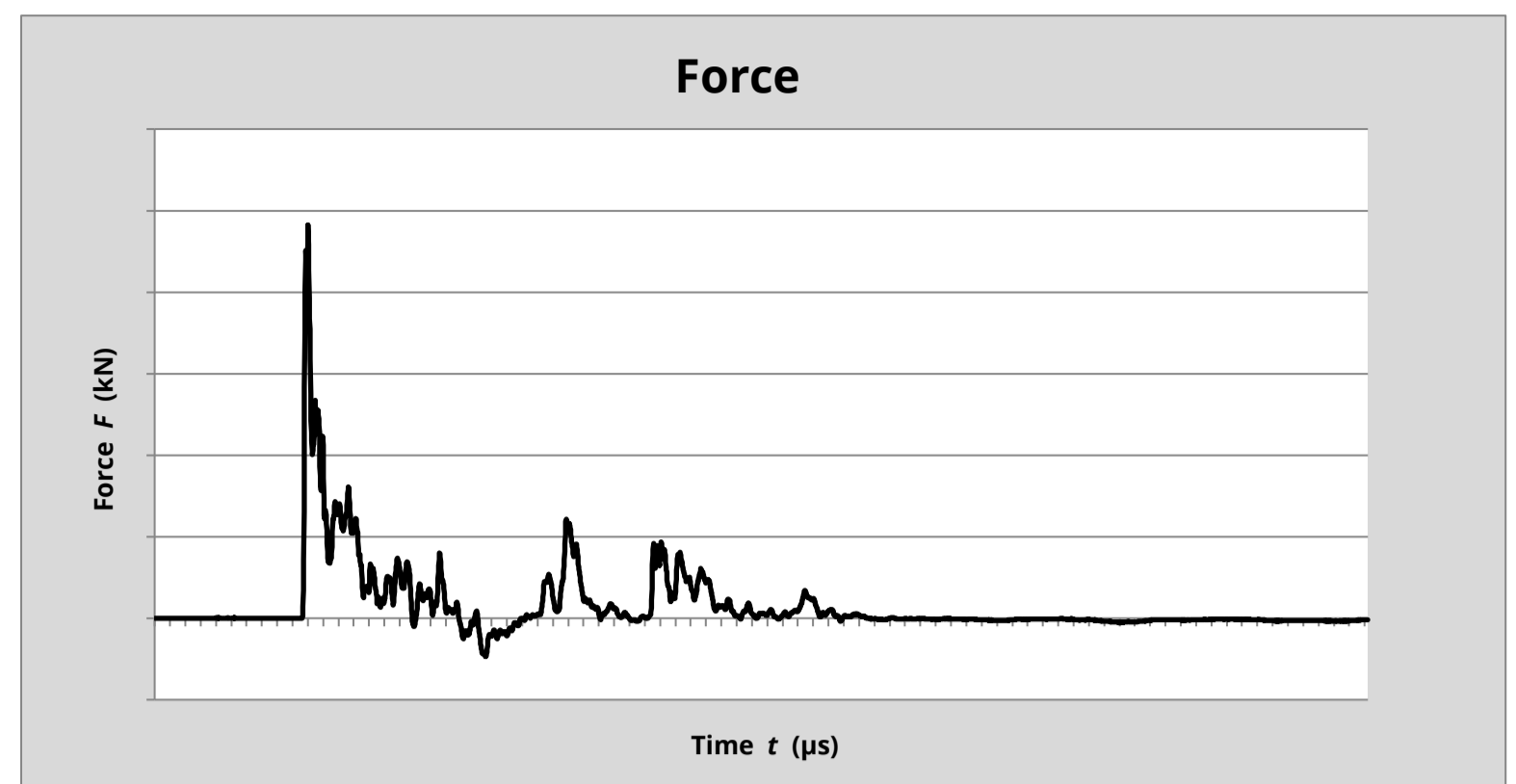
03/01/2019	03/01/2020	CC08
------------	------------	------

Observations:

1.

$E_{\text{meas}} = 0.313\text{ kN-m}$

$E_{\text{theor}} = 0.473\text{ kN-m}$



Energy Ratio (Er) = $\frac{E_{\text{meas}}}{E_{\text{theor}}}$ 66.23%

EQUIPE GROUP
© COPYRIGHT 2019

Equipe SPT Analyzer Operator

AF

Certificate prepared by



Certificate checked by

Certificate date

09/01/2019

SPT Calibration Report

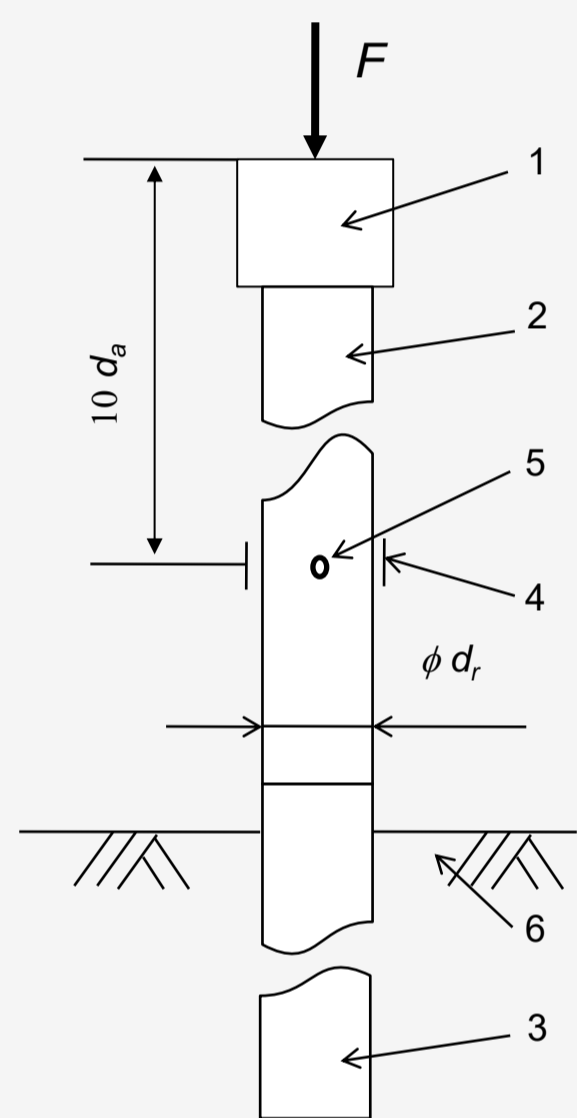
Hammer Energy Measurement Report

Type of Hammer SPT HAMMER
 Test No EQU2244
 Client CCGI

Test Depth (m) 9.00
 Mass of hammer $m = 63.5\text{kg}$
 Falling height $h = 0.76\text{m}$
 $E_{\text{theor}} = m \times g \times h = 473\text{J}$

Characteristics of the instrumented rod

Diameter $d_r = 0.052\text{ m}$
 Length of instrumented rod 0.558 m
 Area $A = 11.61\text{ cm}^2$
 Modulus $E_a = 206843\text{ MPa}$



Key

- 1 Anvil
- 2 Part of instrumented rod
- 3 Drive Rod
- 4 Strain Gauge
- 5 Accelerometer
- 6 Ground

F Force
 d_r Diameter of rod

Fig. B.1 and B.2
 BS EN ISO 22476-3 : 2005 + A1 : 2011

DATE OF TEST VALID UNTIL HAMMER ID

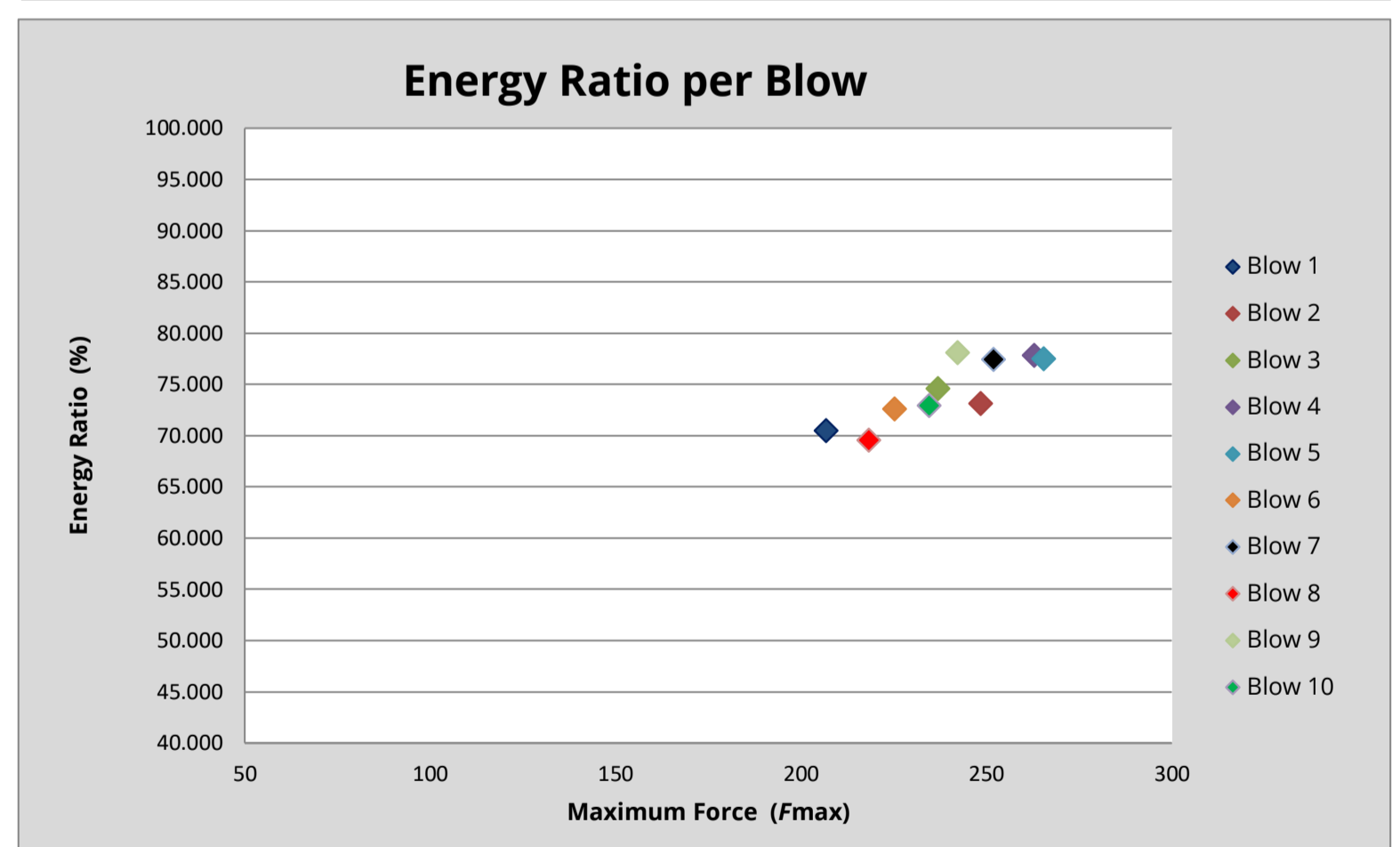
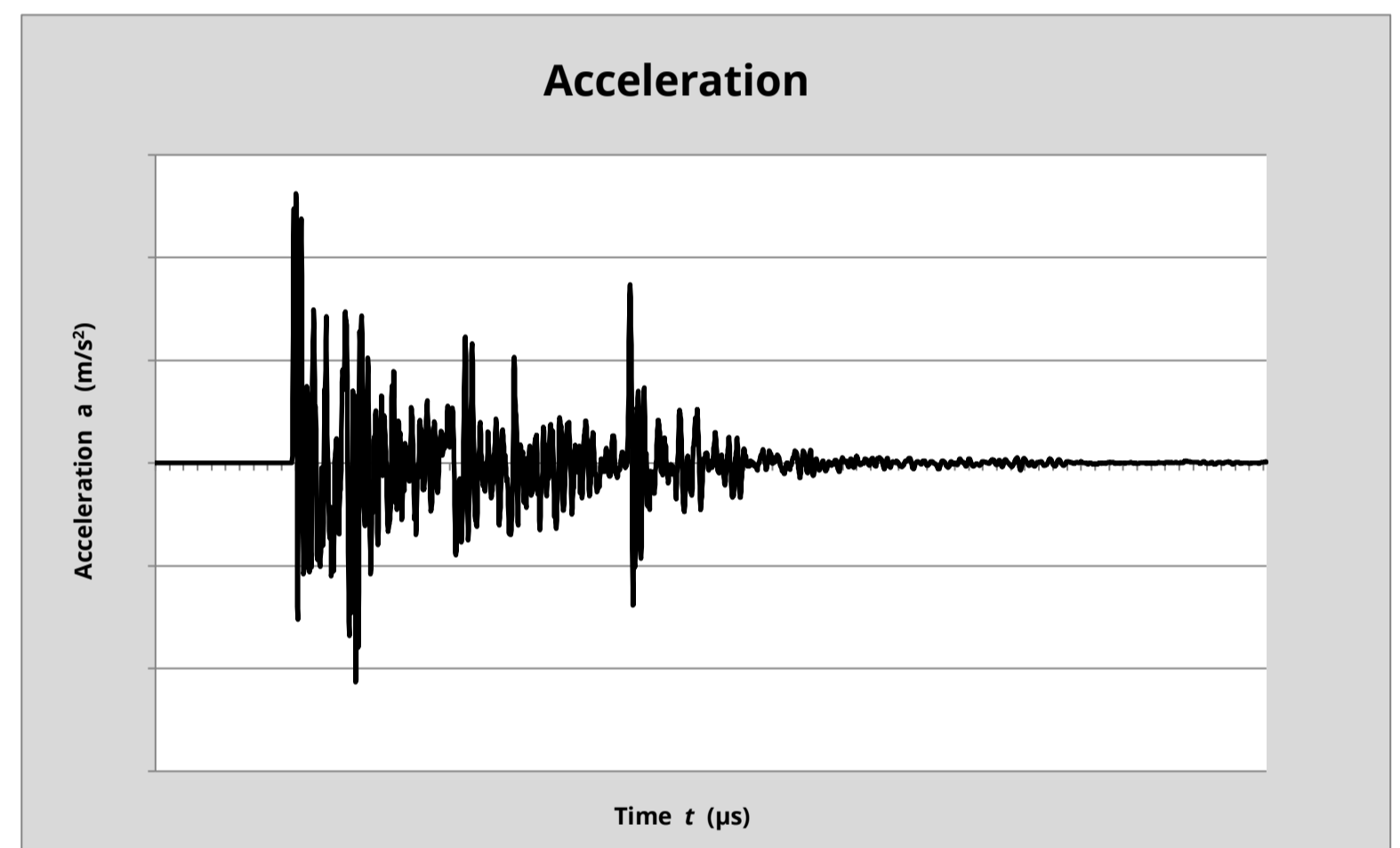
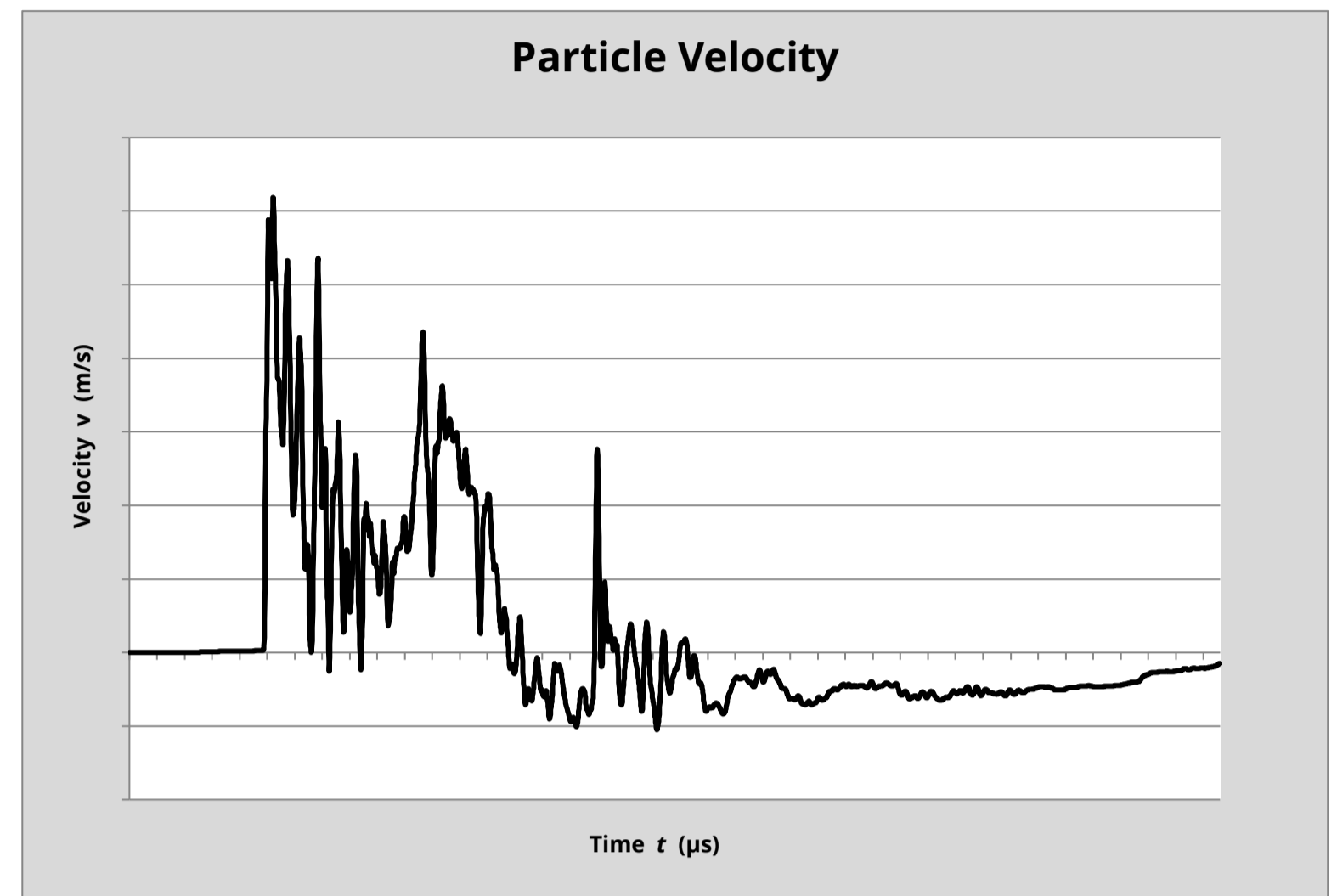
03/01/2019	03/01/2020	CC10
------------	------------	------

Observations:

1.

$E_{\text{meas}} = 0.351\text{ kN-m}$

$E_{\text{theor}} = 0.473\text{ kN-m}$



Energy Ratio (Er) = $\frac{E_{\text{meas}}}{E_{\text{theor}}}$

74.16%

© COPYRIGHT 2019

Equipe SPT Analyzer Operator

AF

Certificate prepared by



Certificate checked by

Certificate date

09/01/2019

SPT Calibration Report

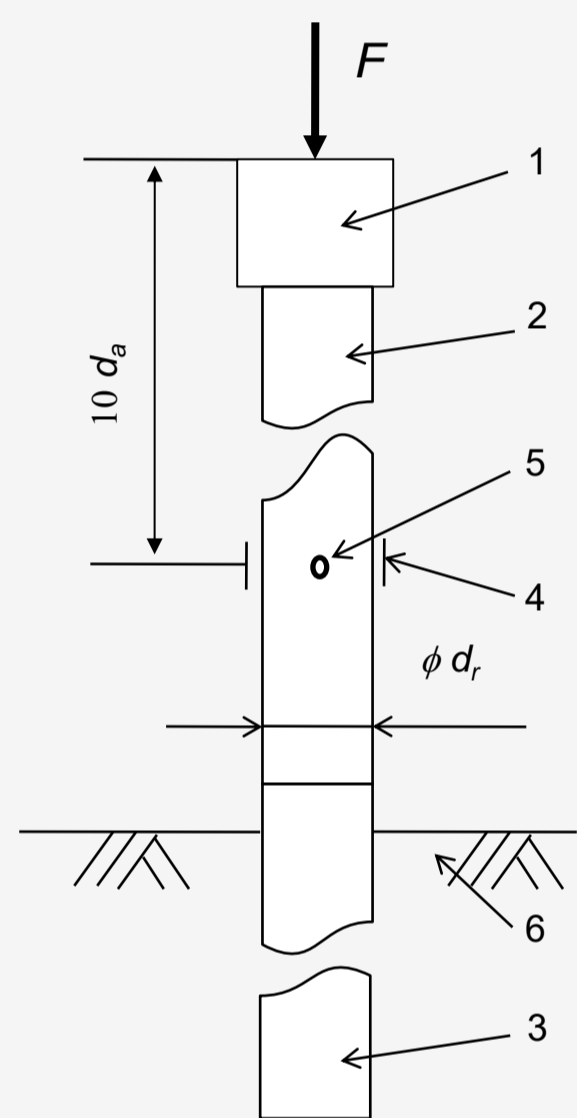
Hammer Energy Measurement Report

Type of Hammer: TERRIER
 Test No: EQU2245
 Client: CCGI

Test Depth (m): 9.00
 Mass of hammer: $m = 63.5\text{kg}$
 Falling height: $h = 0.76\text{m}$
 $E_{\text{theor}} = m \times g \times h = 473\text{J}$

Characteristics of the instrumented rod

Diameter: $d_r = 0.052\text{ m}$
 Length of instrumented rod: 0.558 m
 Area: $A = 11.61\text{ cm}^2$
 Modulus: $E_a = 206843\text{ MPa}$



Key

- 1 Anvil
- 2 Part of instrumented rod
- 3 Drive Rod
- 4 Strain Gauge
- 5 Accelerometer
- 6 Ground

F Force
 d_r Diameter of rod

Fig. B.1 and B.2
 BS EN ISO 22476-3 : 2005 + A1 : 2011

DATE OF TEST VALID UNTIL HAMMER ID

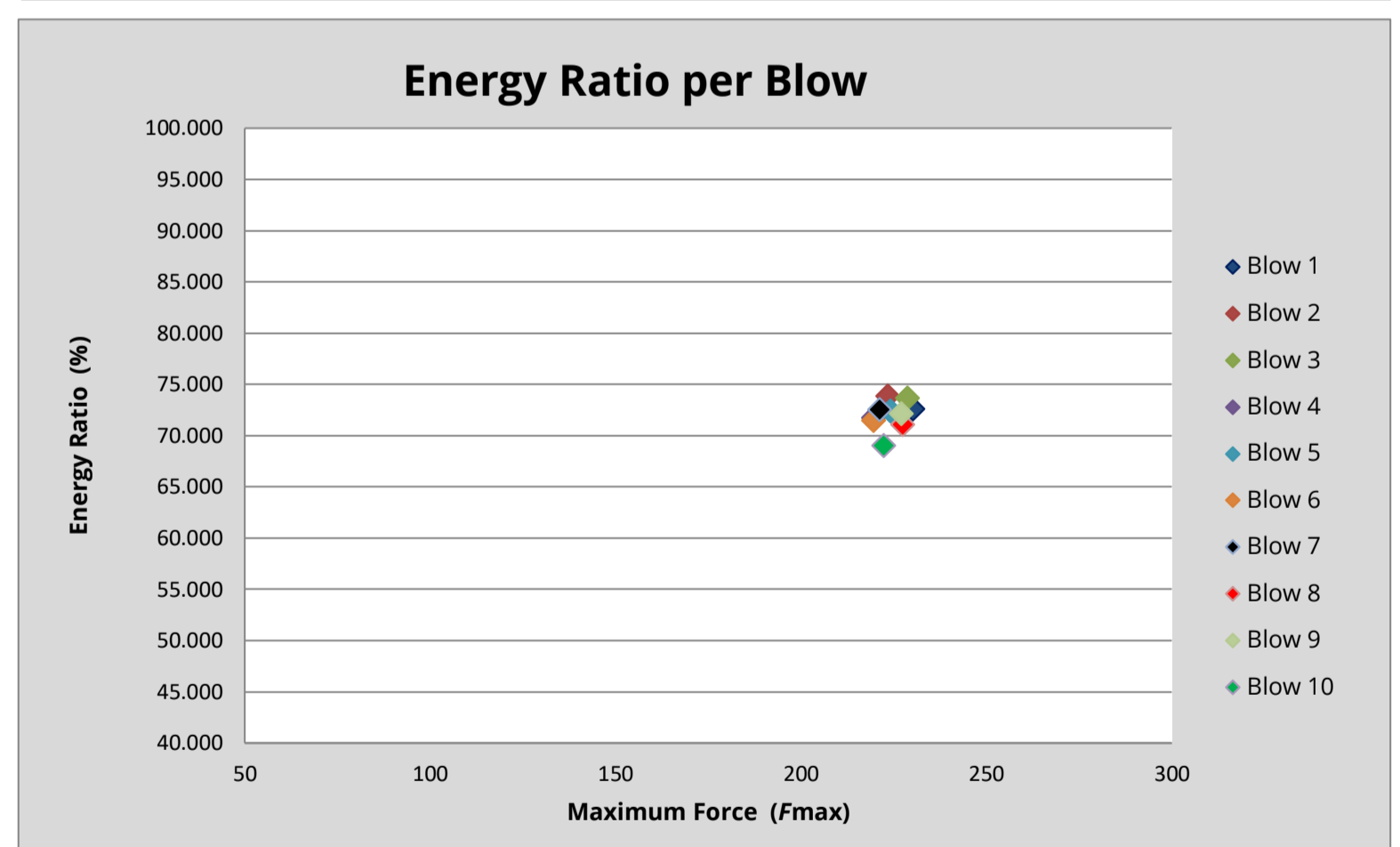
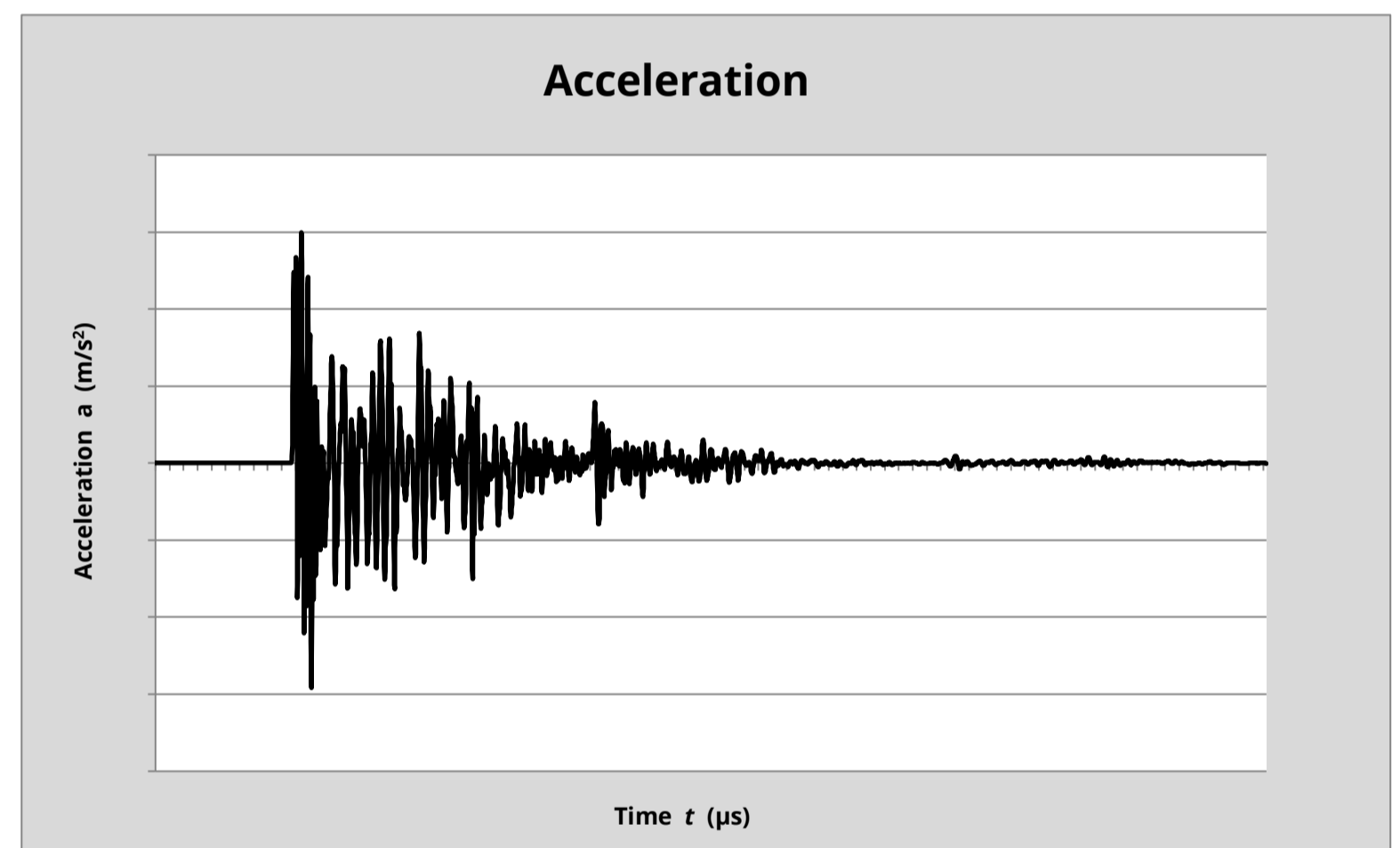
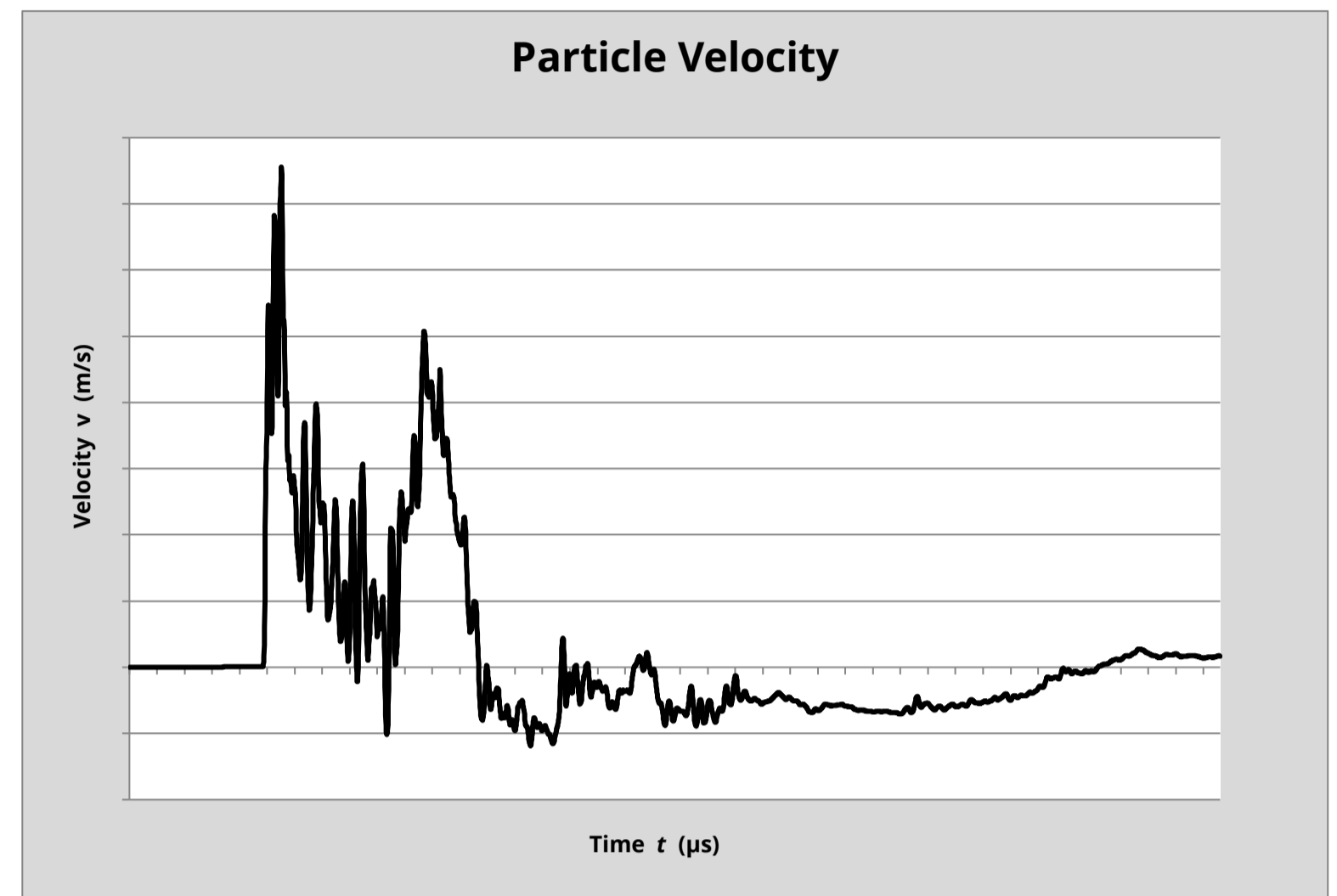
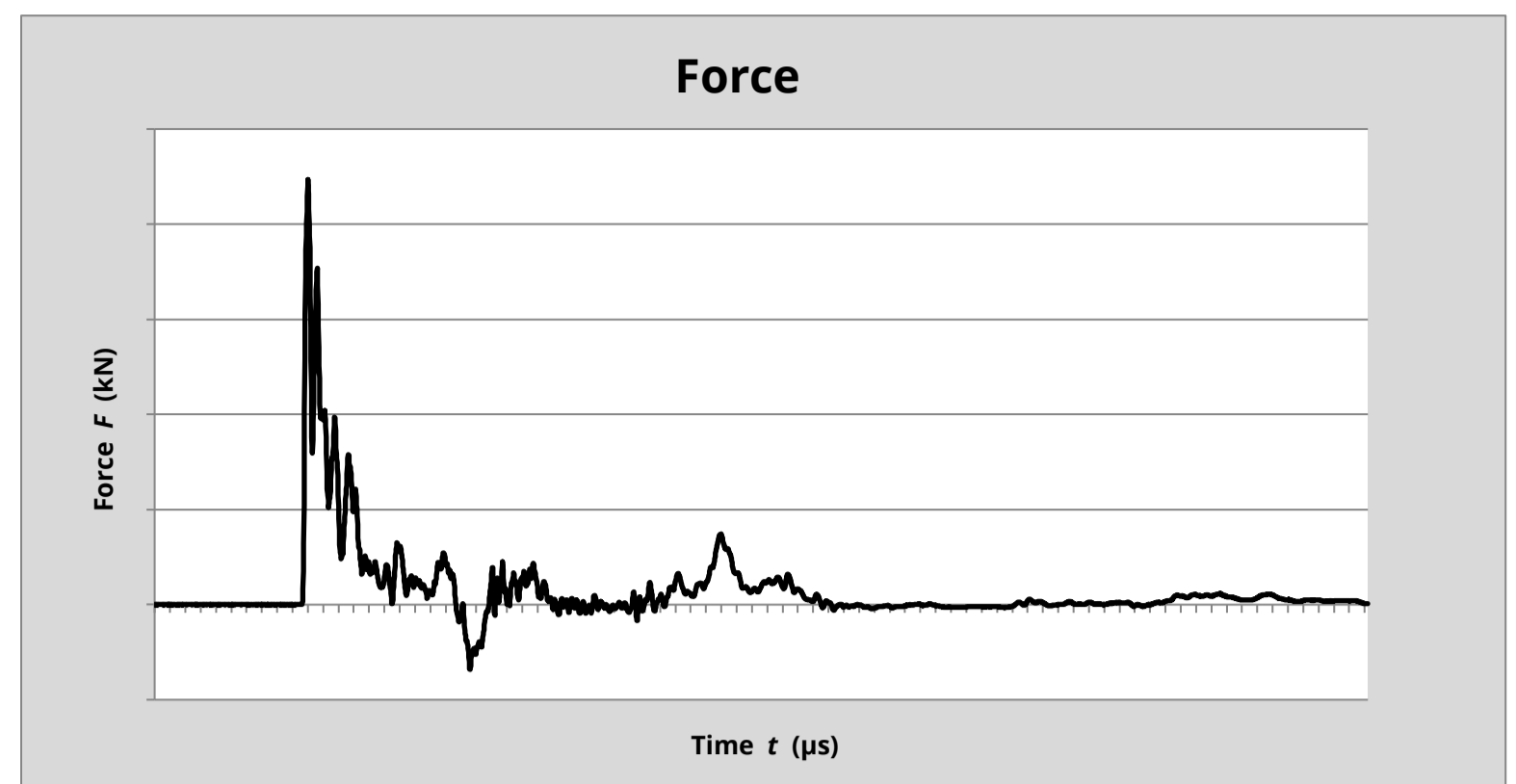
03/01/2019	03/01/2020	T04
------------	------------	-----

Observations:

1.

$E_{\text{meas}} = 0.340\text{ kN-m}$

$E_{\text{theor}} = 0.473\text{ kN-m}$



Energy Ratio (Er) = $\frac{E_{\text{meas}}}{E_{\text{theor}}}$

71.80%
© COPYRIGHT 2019

Equipe SPT Analyzer Operator

AF

Certificate prepared by



Certificate checked by

Certificate date

09/01/2019

SPT Calibration Report

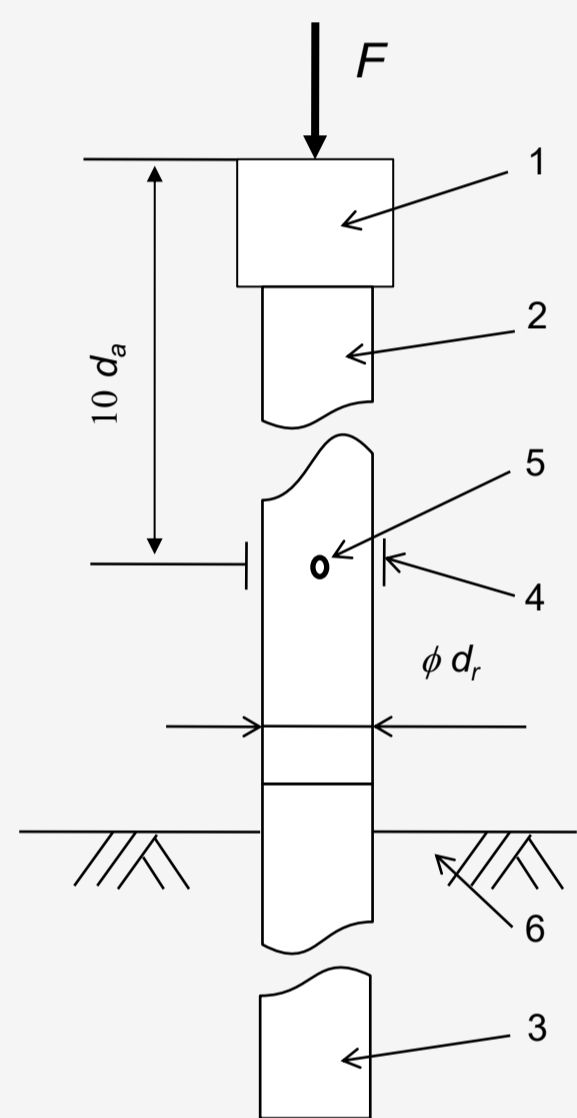
Hammer Energy Measurement Report

Type of Hammer: TERRIER
 Test No: EQU2246
 Client: CCGI

Test Depth (m): 9.00
 Mass of hammer: $m = 63.5\text{kg}$
 Falling height: $h = 0.76\text{m}$
 $E_{\text{theor}} = m \times g \times h = 473\text{J}$

Characteristics of the instrumented rod

Diameter: $d_r = 0.052\text{ m}$
 Length of instrumented rod: 0.558 m
 Area: $A = 11.61\text{ cm}^2$
 Modulus: $E_a = 206843\text{ MPa}$



Key

- 1 Anvil
- 2 Part of instrumented rod
- 3 Drive Rod
- 4 Strain Gauge
- 5 Accelerometer
- 6 Ground

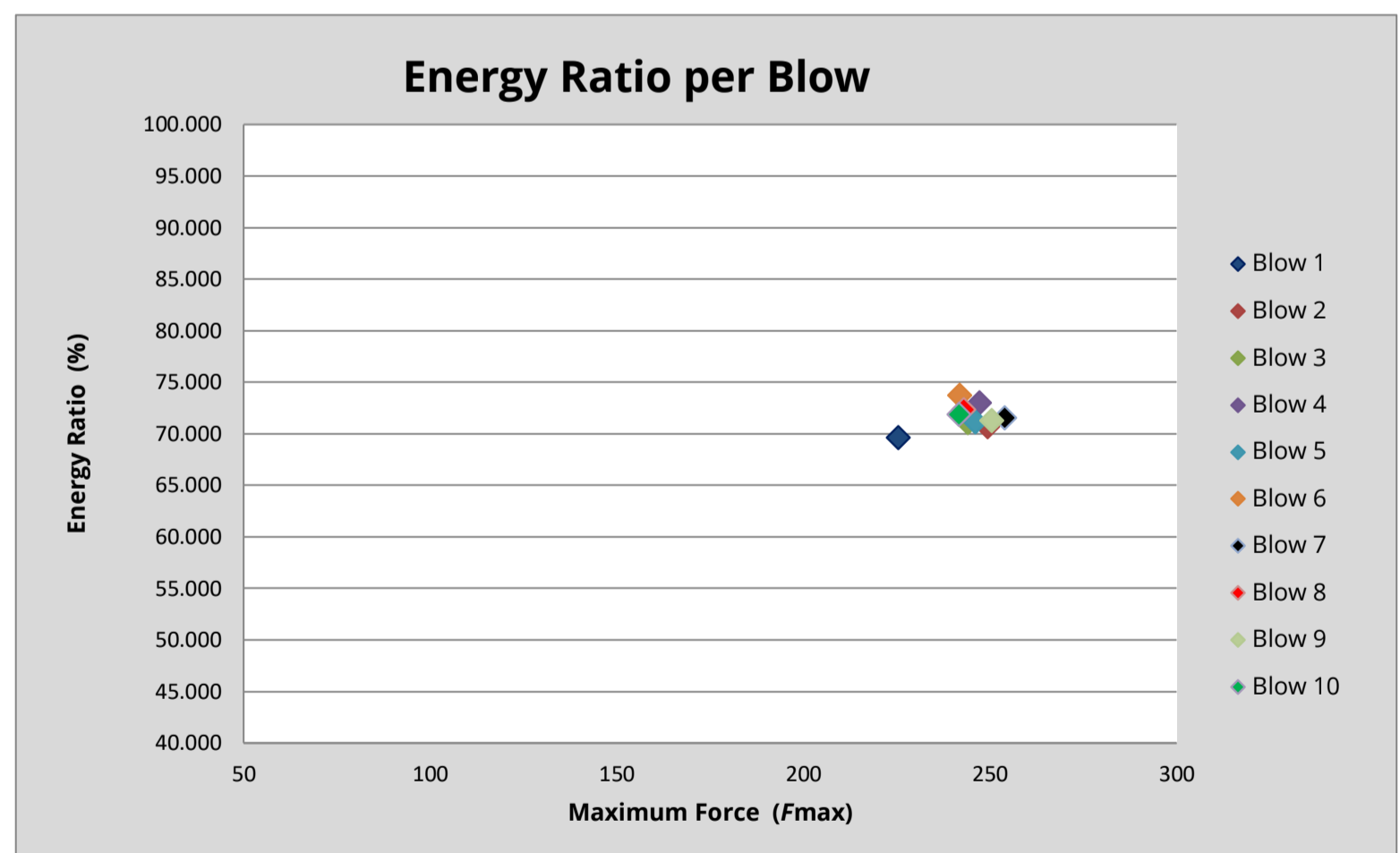
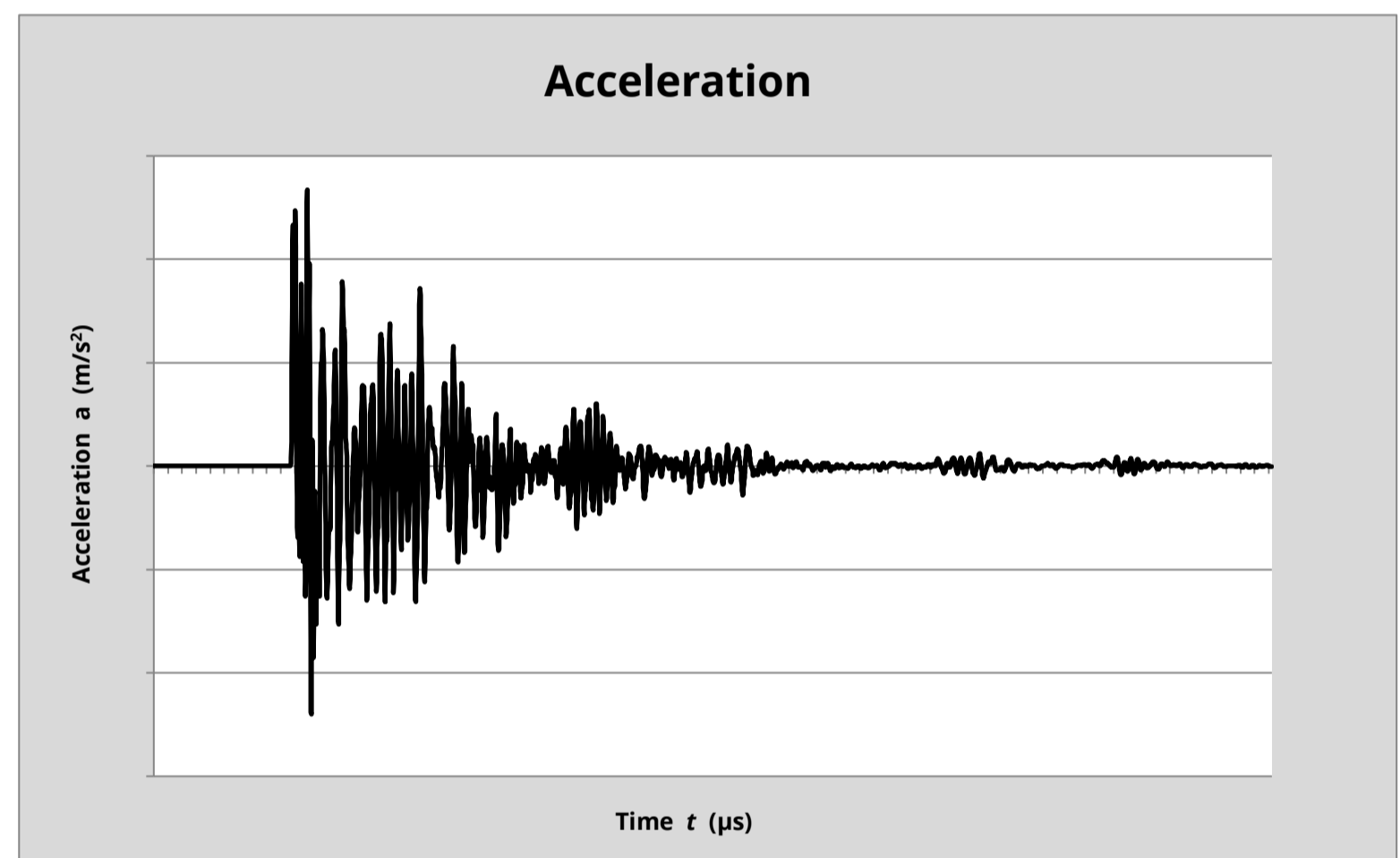
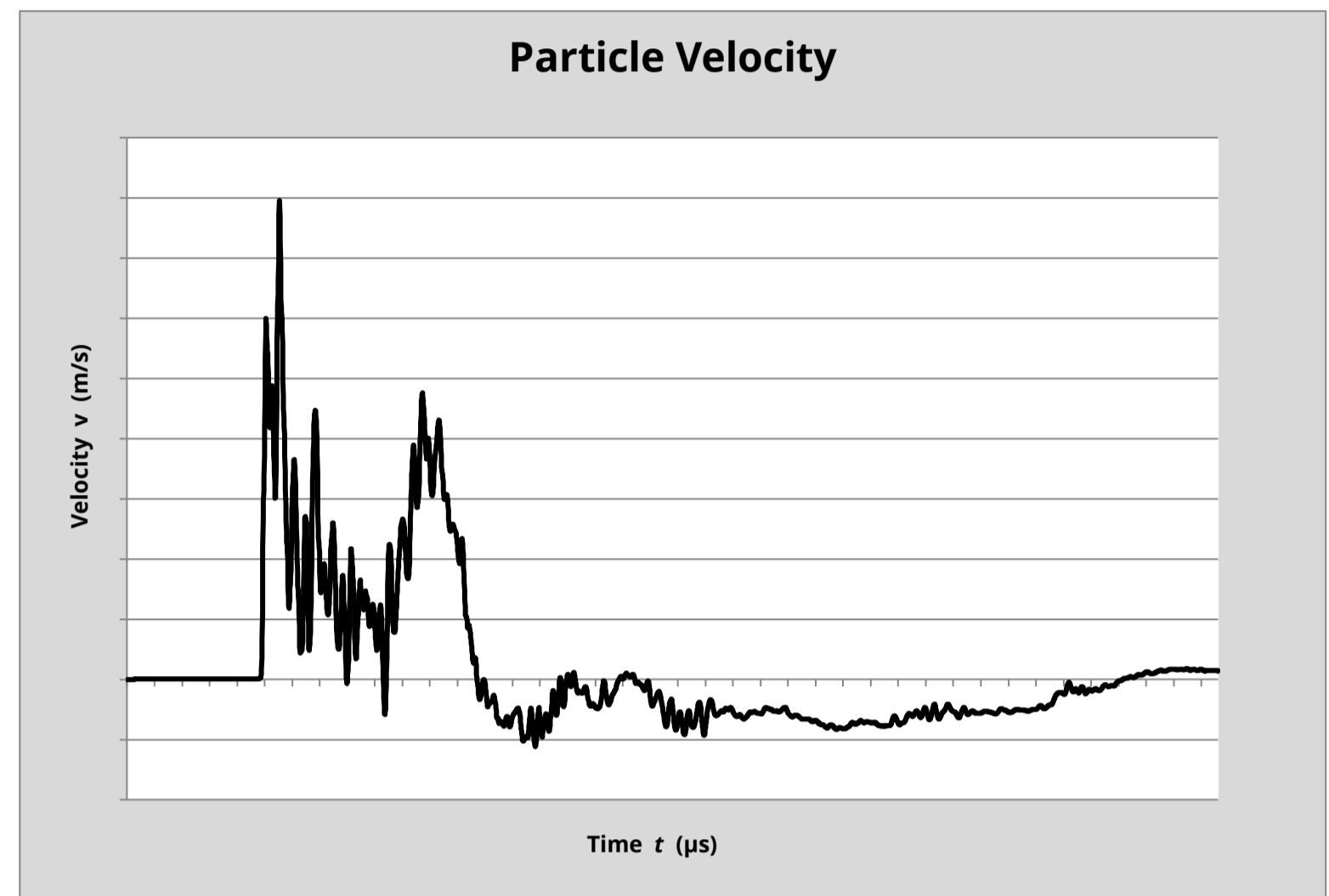
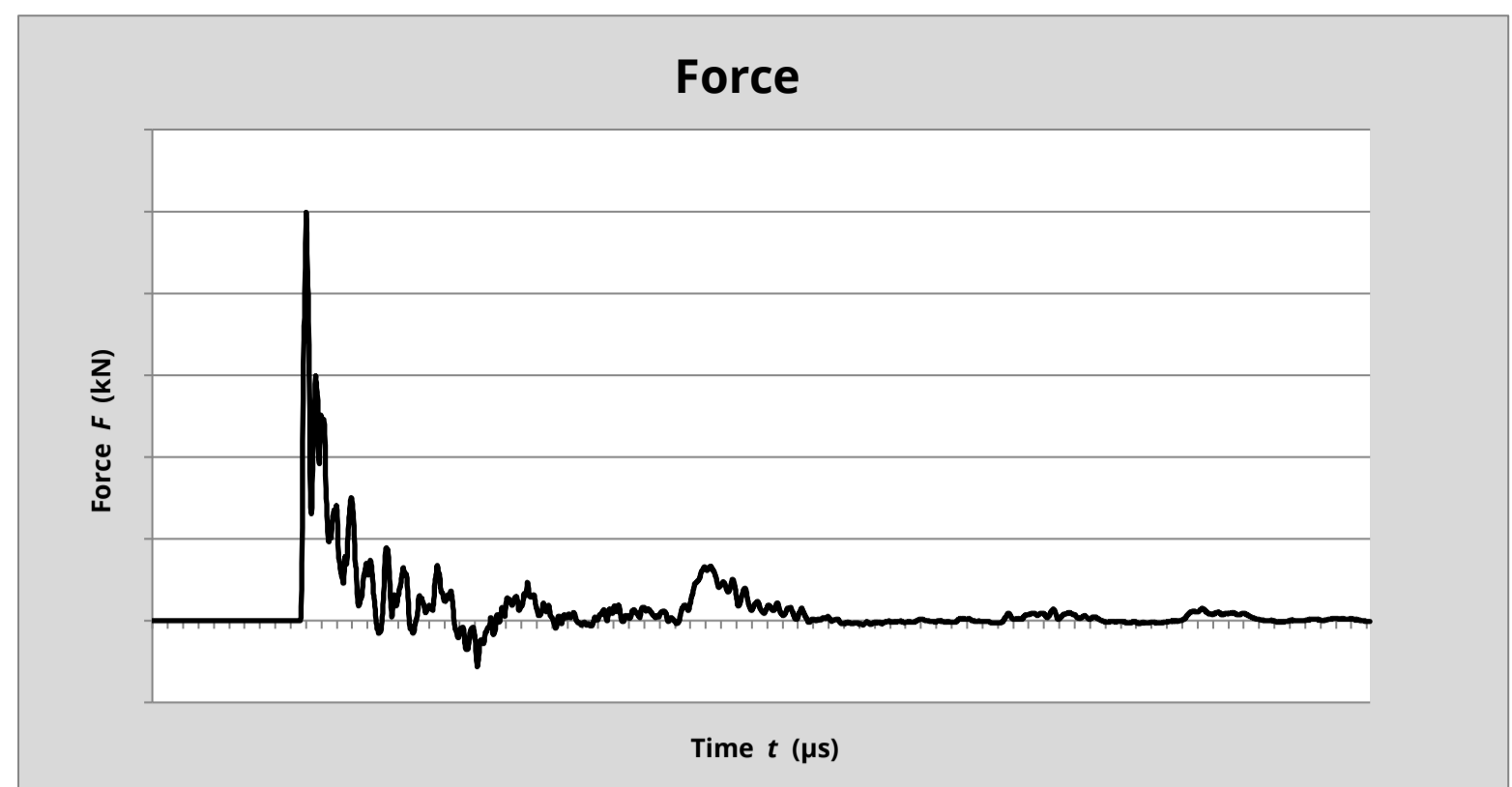
F Force
 d_r Diameter of rod

Fig. B.1 and B.2
 BS EN ISO 22476-3 : 2005 + A1 : 2011

DATE OF TEST	VALID UNTIL	HAMMER ID
03/01/2019	03/01/2020	T06

Observations:
 1.

$E_{\text{meas}} = 0.338\text{ kN-m}$
 $E_{\text{theor}} = 0.473\text{ kN-m}$



Energy Ratio (Er) = $\frac{E_{\text{meas}}}{E_{\text{theor}}}$

71.38%

EQUIPE GROUP
 © COPYRIGHT 2019

Equipe SPT Analyzer Operator AF	Certificate prepared by 	Certificate checked by 	Certificate date 09/01/2019
---	-----------------------------	----------------------------	---------------------------------------

SPT Calibration Report

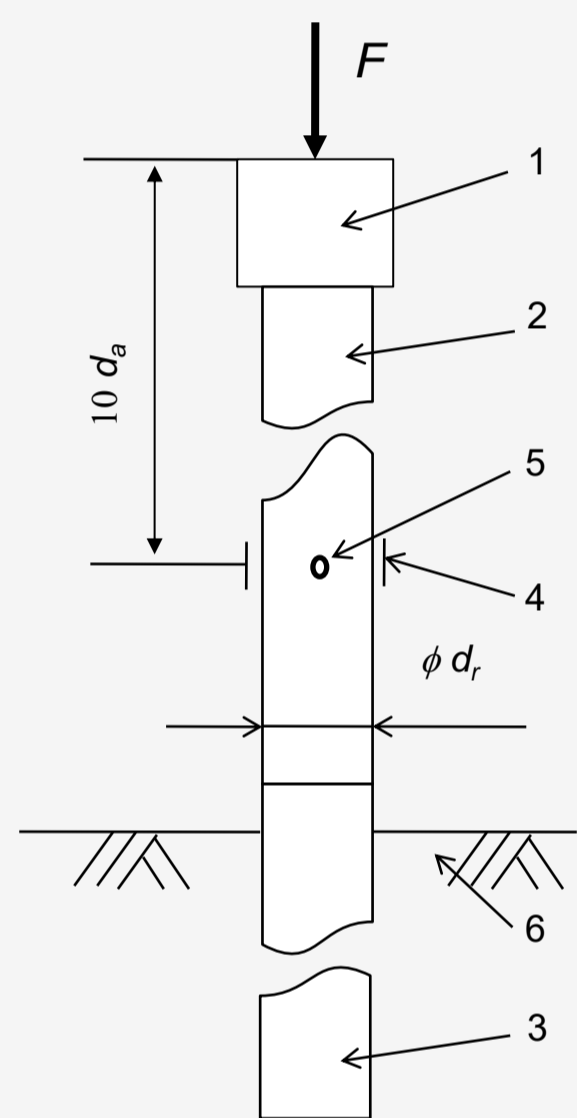
Hammer Energy Measurement Report

Type of Hammer: TERRIER
 Test No: EQU2249
 Client: CCGI

Test Depth (m): 9.00
 Mass of hammer: $m = 63.5\text{kg}$
 Falling height: $h = 0.76\text{m}$
 $E_{\text{theor}} = m \times g \times h = 473\text{J}$

Characteristics of the instrumented rod

Diameter: $d_r = 0.052\text{ m}$
 Length of instrumented rod: 0.558 m
 Area: $A = 11.61\text{ cm}^2$
 Modulus: $E_a = 206843\text{ MPa}$



Key

- 1 Anvil
- 2 Part of instrumented rod
- 3 Drive Rod
- 4 Strain Gauge
- 5 Accelerometer
- 6 Ground

F Force
 d_r Diameter of rod

Fig. B.1 and B.2
 BS EN ISO 22476-3 : 2005 + A1 : 2011

DATE OF TEST VALID UNTIL HAMMER ID

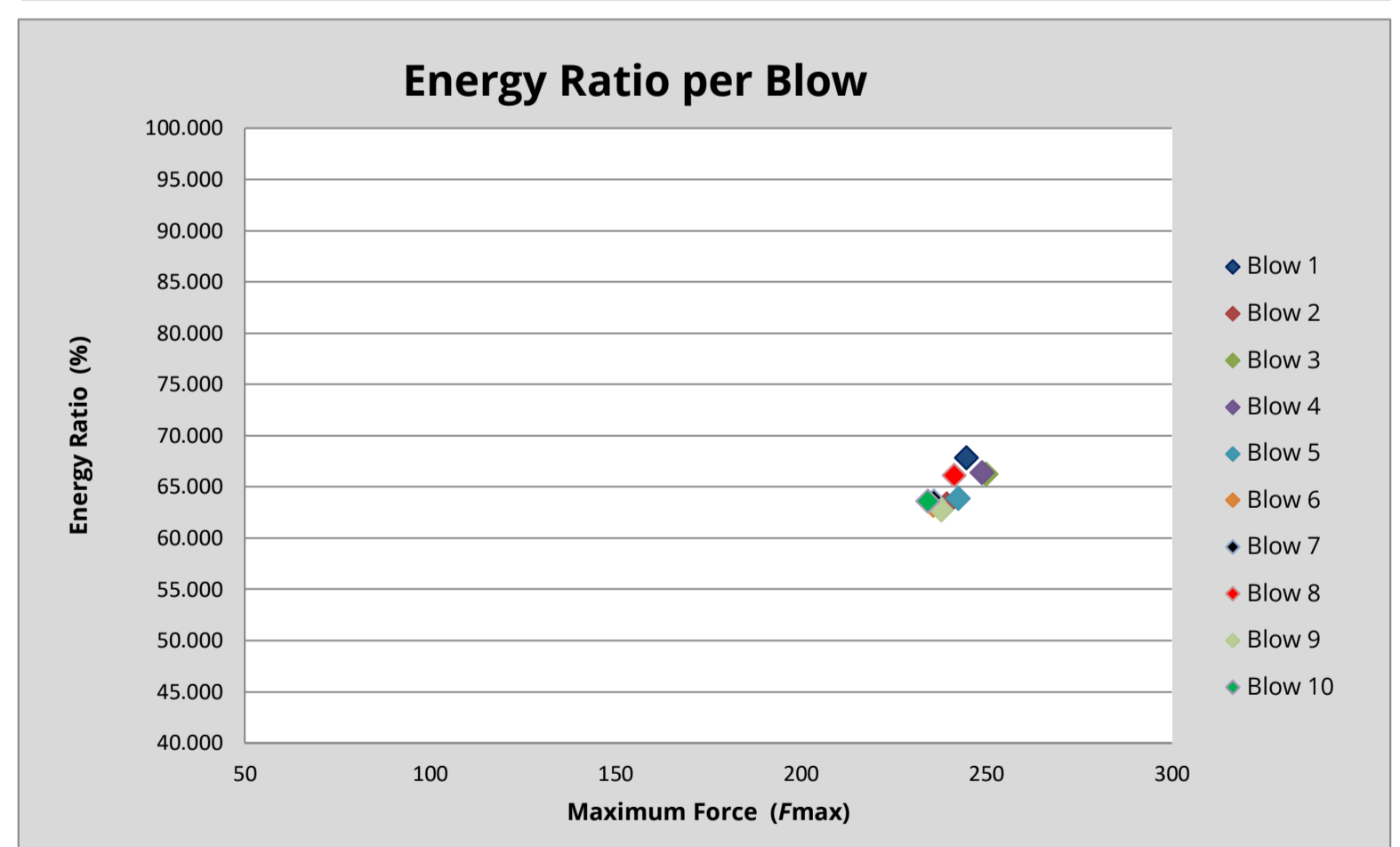
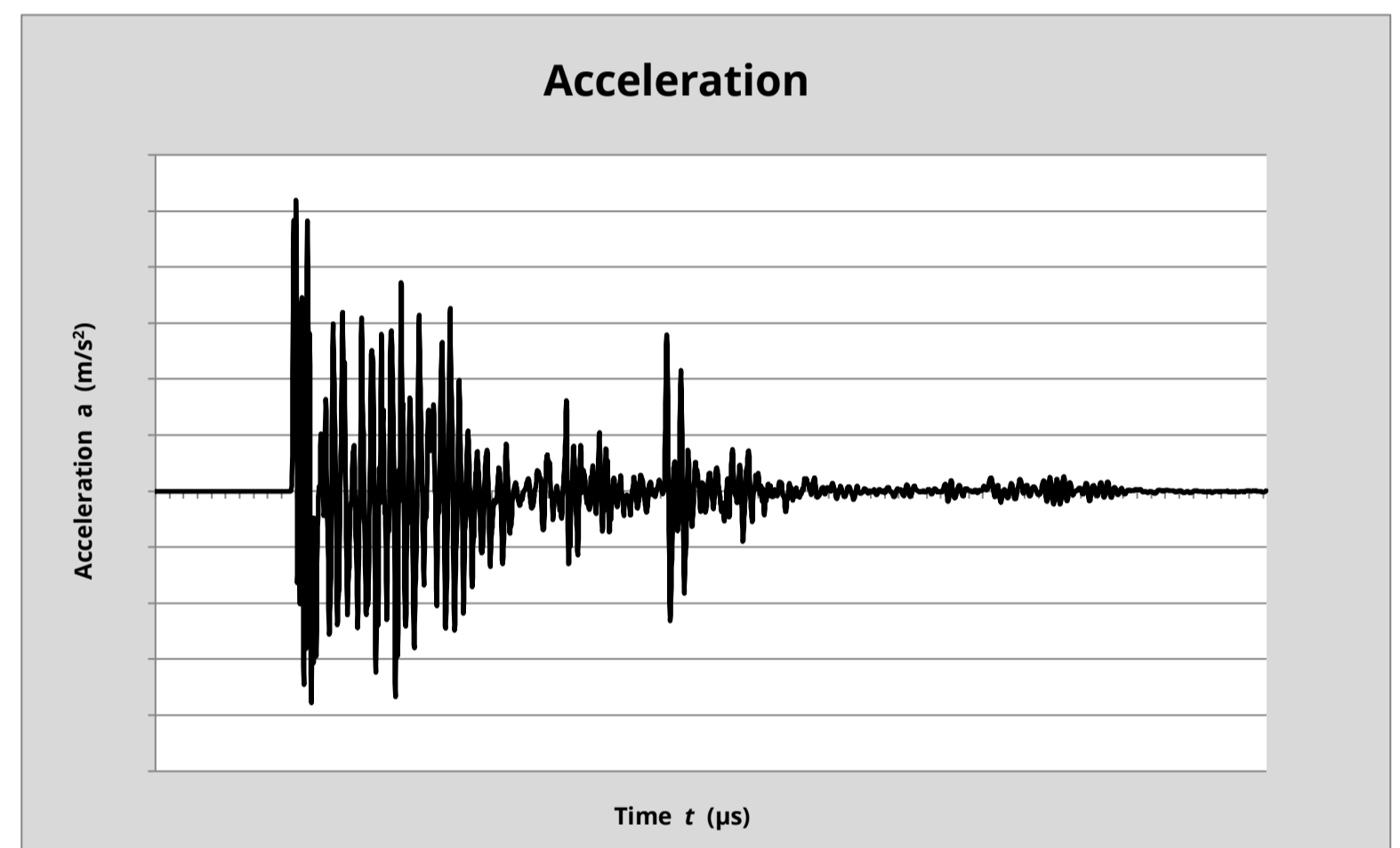
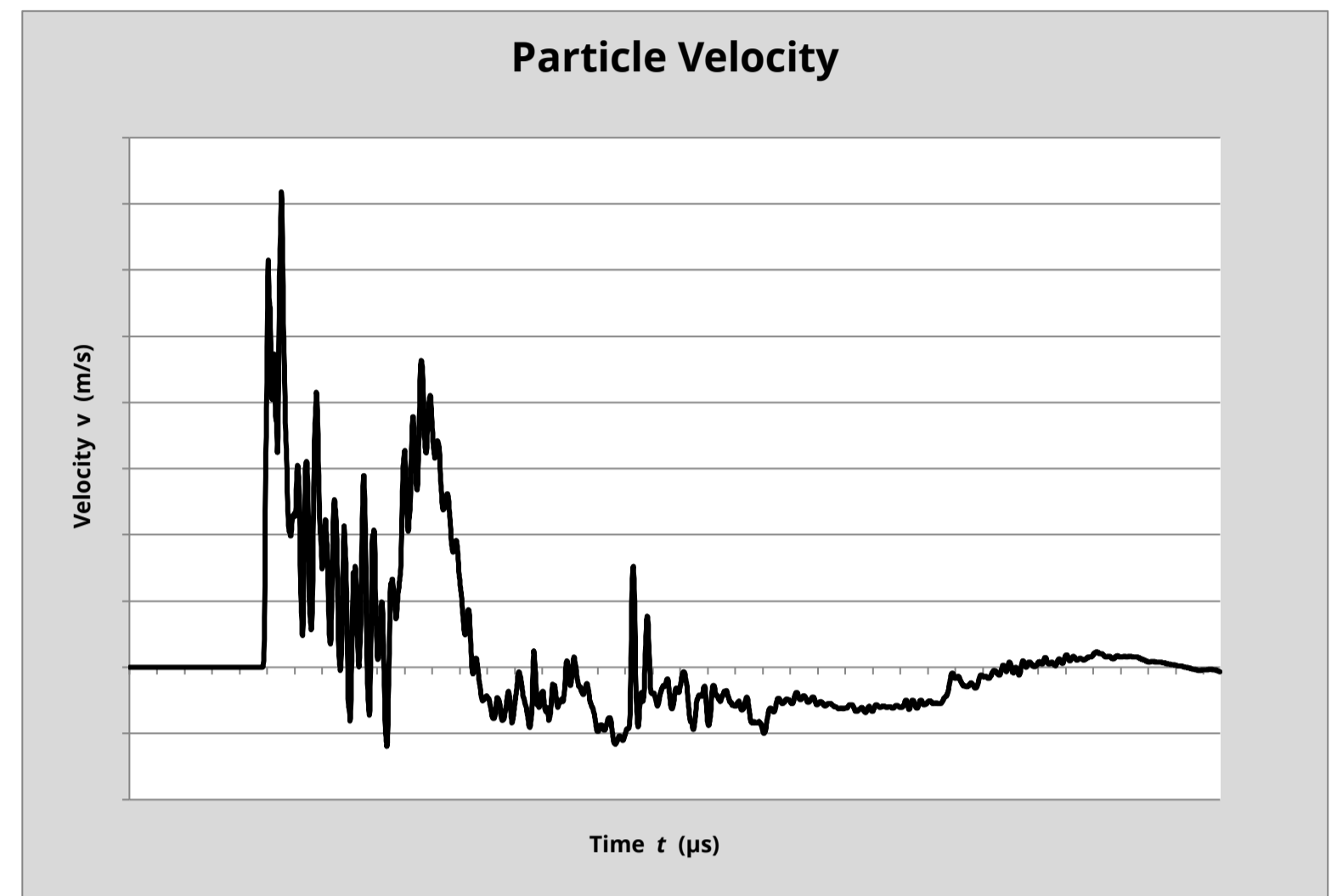
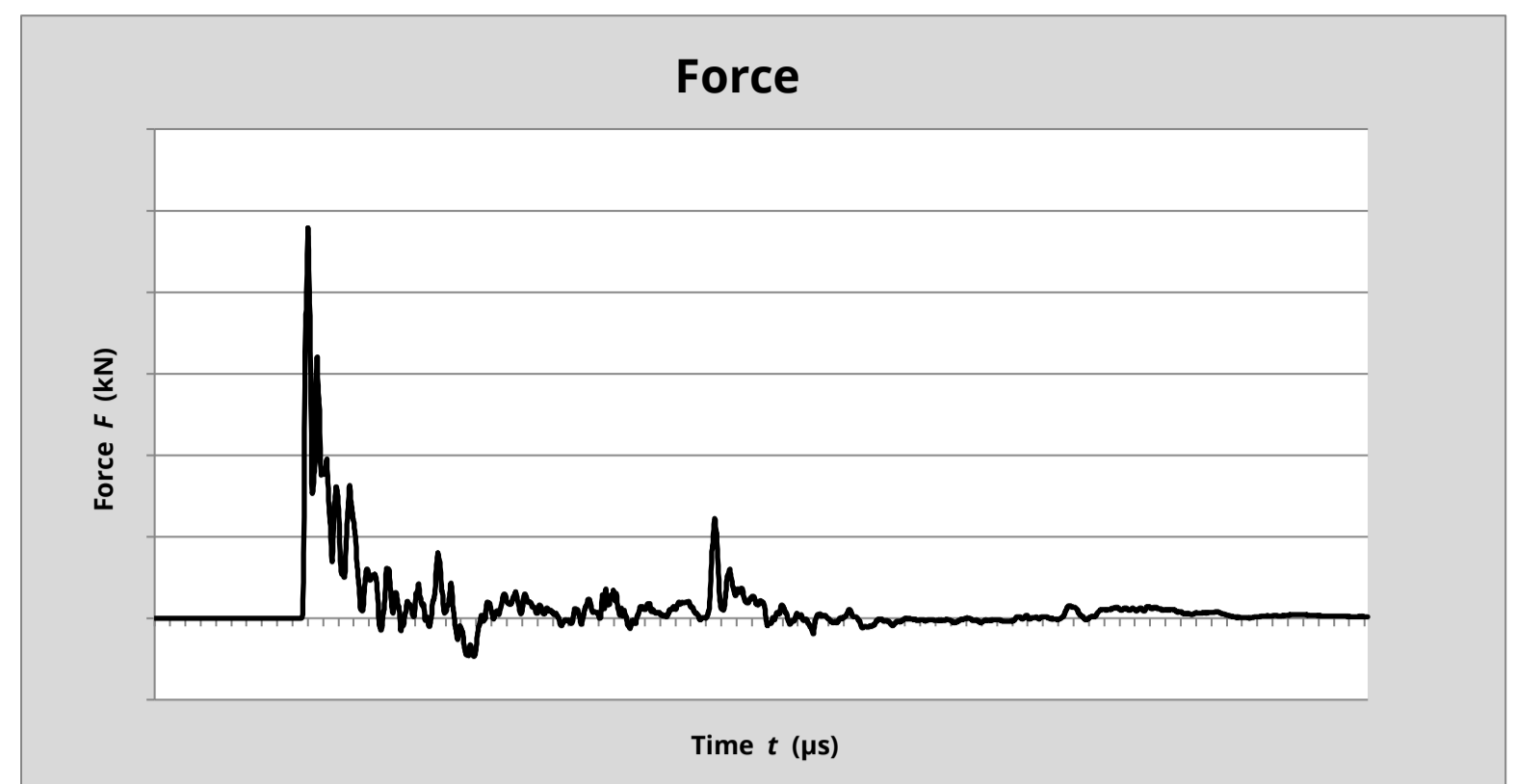
03/01/2019	03/01/2020	T07
------------	------------	-----

Observations:

1.

$E_{\text{meas}} = 0.305\text{ kN-m}$

$E_{\text{theor}} = 0.473\text{ kN-m}$



Energy Ratio (Er) = $\frac{E_{\text{meas}}}{E_{\text{theor}}}$ 64.47%

EQUIPE GROUP
© COPYRIGHT 2019

Equipe SPT Analyzer Operator

AF

Certificate prepared by



Certificate checked by

Certificate date

09/01/2019